

ATLANTIC CITY HILTON (RIH ACQUISITIONS N.J., LLC) MONTHLY GROSS REVENUE TAX RETURN FOR THE MONTH OF JANUARY, 2009

CASINO WIN - CURRENT MONTH

Line (a)	Type of Game (b)	Authorized Units (c)	Win or (Loss) (d)	Drop/Handle (e)	Win or (Loss) Percentage (f)
Table and Other Games:					
1	Blackjack	40	\$ 1,426,303	\$ 12,160,994	11.7%
2	Craps	6	413,275	3,392,893	12.2%
3	Roulette	7	452,874	1,749,029	25.9%
4	Big Six	1	14,126	31,934	44.2%
5	Baccarat	1	39,186	1,685,043	2.3%
6	Minibaccarat	16	1,327,285	12,279,893	10.8%
7	Other Games - (Page 2)	28	1,379,561	6,946,780	19.9%
8	Subtotal - Table and Other Games	99	5,052,610	\$ 38,246,566	13.2%
9	Poker	4	86,446		
10	Total - Table and Other Games	103	\$ 5,139,056		

Slot Machines:					
11	\$.01 and .02 Slot Machines	619	\$ 4,035,771	\$ 32,584,487	12.4%
12	\$.05 Slot Machines	170	791,008	8,881,691	8.9%
13	\$.25 Slot Machines	763	2,395,128	29,847,558	8.0%
14	\$.50 Slot Machines	74	140,008	3,511,701	4.0%
15	\$ 1.00 Slot Machines	287	1,952,390	26,422,160	7.4%
16	\$ 5.00 Slot Machines	66	538,383	9,418,850	5.7%
17	\$ 25.00 Slot Machines	13	139,505	1,188,600	11.7%
18	\$100.00 Slot Machines	12	249,899	1,066,200	23.4%
19	Multi-denominational Slot Machines	266	1,175,114	10,871,434	10.8%
20	Other Slot Machines	25	206,500	5,194,386	4.0%
21	Total - Slot Machines	2,295	\$ 11,623,706	\$ 128,987,067	9.0%
22	Total Casino Win		\$ 16,762,762		

TAX ON GROSS REVENUE

23	Year-to-Date Table and Other Games Win	\$ 5,139,056
24	Year-to-Date Slot Machine Win	11,623,706
25	Year-to-Date Total Casino Win	\$ 16,762,762
26	Adjustments	
27	Year-To-Date Gross Revenue	\$ 16,762,762
28	Deduction for Eligible Promotional Gaming Credits	
29	Year-To-Date Taxable Gross Revenue	\$ 16,762,762
30	Gross Revenue Tax (8% of line 29).....	\$ 1,341,021
31	Less - Total Tax Paid in Prior Months.....	\$0
32	Total Tax Required for this Month (line 30 less line 31).....	\$ 1,341,021
33	Total Progressive Payout Liability - End of Month.....	\$ 1,115,581
34	Authorized Casino Square Footage - End of Month.....	75,374
35	Authorized Simulcasting Square Footage - End of Month.....	
36	Simulcasting Revenue for the Month.....	
37	Simulcasting Handle for the Month.....	
38	Promotional Gaming Credits Wagered for the Month.....	\$3,868,420

Under penalties of perjury, I declare that I have examined this report, and to the best of my knowledge and belief, it is true and complete.

February 10, 2009
DATE



JOANNE MCKENSIE

CASINO CONTROLLER (1231-11)
TITLE (LICENSE NUMBER)

ATLANTIC CITY HILTON (RIH ACQUISITIONS N.J., LLC)
MONTHLY GROSS REVENUE TAX RETURN
SCHEDULE OF OTHER GAMES
FOR THE MONTH OF JANUARY, 2009

Line (a)	Type of Game (b)	Authorized Units (c)	Win or (Loss) (d)	Drop (e)	Win or (Loss) Percentage (f)
1	Red Dog				
2	Sic Bo	1	28,407	175,228	16.2%
3	Pai Gow Poker	4	220,171	1,156,064	19.0%
4	Pai Gow	4	288,230	1,778,986	16.2%
5	Pokette				
6	Double Down Stud Poker				
7	Keno				
8	Caribbean Stud Poker	1	33,271	147,811	22.5%
9	Let it Ride Poker	3	110,133	613,900	17.9%
10	Super 7 1/2				
11	Mini-Craps				
12	Three Card Poker	8	457,005	1,824,973	25.0%
13	Caribbean Draw Poker				
14	Mini-Dice				
15	Fast Action Hold 'Em				
16	Casino War				
17	Countdown				
18	Spanish 21	3	157,728	736,905	21.4%
19	Colorado Hold'Em Poker				
20	Multi-Bacc				
21	Wild Aruba Stud Poker				
22	Monopoly Poker				
23	Table Slots				
24	Rainbow Dice				
25	Triple Shot				
26	Blackjack Switch				
27	Let's Get Wild Poker				
28	Boston 5 Stud Poker				
29	Double Cross Poker				
30	Double Attack Blackjack	1	6,608	66,500	9.9%
31	Shao Pai Gow				
32	6 to 5 Blackjack				
33	Four Card Poker	1	47,789	241,861	19.8%
34	Suspense 21				
35	Two Card Royal				
36	Player's Choice Poker				
37	Superfun 21				
38	Hawaii Hi-Lo				
39	Texas Hold 'Em Bonus Poker	1	30,036	105,793	28.4%
40	House Way Pai Gow Poker				
41	Flop Poker				
42	Two Card Joker Poker				
43	Ultimate Texas Hold 'Em				
44	Asia Poker	1	183	98,759	0.2%
45	Winner's Pot Poker				
46	1 Bet Threat Texas Hold 'Em				
	Total -(Must agree with line 7 on Pg 1)	28	\$ 1,379,561	\$ 6,946,780	19.9%

BALLY'S ATLANTIC CITY

MONTHLY GROSS REVENUE TAX RETURN

FOR THE MONTH OF JANUARY, 2009

CASINO WIN - CURRENT MONTH

Line (a)	Type of Game (b)	Authorized Units (c)	Win or (Loss) (d)	Drop/Handle (e)	Win or (Loss) Percentage (f)
Table and Other Games:					
1	Blackjack	68	\$ 4,008,656	\$ 27,304,176	14.7%
2	Craps	9	1,505,070	7,597,083	19.8%
3	Roulette	21	2,059,056	8,095,080	25.4%
4	Big Six	2	117,700	283,113	41.6%
5	Baccarat	2	17,827	1,379,571	1.3%
6	Minibaccarat	16	2,496,717	15,372,214	16.2%
7	Other Games - (Page 2)	61	3,676,397	17,369,845	21.2%
8	Subtotal - Table and Other Games	179	13,881,423	\$ 77,401,082	17.9%
9	Poker	27	366,607		
10	Total - Table and Other Games	206	\$ 14,248,030		
Slot Machines:					
11	\$.01 and .02 Slot Machines	976	\$ 5,240,613	\$ 41,732,379	12.6%
12	\$.05 Slot Machines	768	2,960,473	27,911,562	10.6%
13	\$.25 Slot Machines	1,690	5,326,710	67,804,870	7.9%
14	\$.50 Slot Machines	157	571,756	8,130,461	7.0%
15	\$ 1.00 Slot Machines	454	3,554,290	51,905,446	6.8%
16	\$ 5.00 Slot Machines	102	1,368,879	23,884,070	5.7%
17	\$ 25.00 Slot Machines	21	628,535	5,351,425	11.7%
18	\$100.00 Slot Machines	13	95,775	1,848,000	5.2%
19	Multi-denominational Slot Machines	476	3,255,315	33,876,728	9.6%
20	Other Slot Machines	40	323,068	8,759,354	3.7%
21	Total - Slot Machines	4,697	\$ 23,325,414	\$ 271,204,295	8.6%
22	Total Casino Win		\$ 37,573,444		


TAX ON GROSS REVENUE

23	Year-to-Date Table and Other Games Win	\$ 14,248,030
24	Year-to-Date Slot Machine Win	23,325,414
25	Year-to-Date Total Casino Win	\$ 37,573,444
26	Adjustments	
27	Year-To-Date Gross Revenue	\$ 37,573,444
28	Deduction for Eligible Promotional Gaming Credits	
29	Year-To-Date Taxable Gross Revenue	\$ 37,573,444
30	Gross Revenue Tax (8% of line 29).....	\$ 3,005,876
31	Less - Total Tax Paid in Prior Months.....	
32	Total Tax Required for this Month (line 30 less line 31).....	\$ 3,005,876
33	Total Progressive Payout Liability - End of Month.....	\$ 2,275,311
34	Authorized Casino Square Footage - End of Month.....	147,180
35	Authorized Simulcasting Square Footage - End of Month.....	35,002
36	Simulcasting Revenue for the Month.....	\$ 107,396
37	Simulcasting Handle for the Month.....	\$ 1,216,316
38	Promotional Gaming Credits Wagered for the Month.....	\$ 1,249,217

Under penalties of perjury, I declare that I have examined this report, and to the best of my knowledge and belief, it is true and complete.

February 10, 2009

DATE



William Pangoras

Operations Controller/(1792-11)
TITLE (LICENSE NUMBER)

BALLY'S ATLANTIC CITY
MONTHLY GROSS REVENUE TAX RETURN
SCHEDULE OF OTHER GAMES
FOR THE MONTH OF JANUARY, 2009

Line (a)	Type of Game (b)	Authorized Units (c)	Win or (Loss) (d)	Drop (e)	Win or (Loss) Percentage (f)
1	Red Dog				
2	Sic Bo	1	55,875	147,465	37.9%
3	Pai Gow Poker	9	473,994	2,034,180	23.3%
4	Pai Gow	3	306,226	2,303,986	13.3%
5	Pokette				
6	Double Down Stud Poker				
7	Keno	4	6,887	37,932	18.2%
8	Caribbean Stud Poker	2	(25,697)	727,626	-3.5%
9	Let it Ride Poker	4	238,394	1,247,234	19.1%
10	Super 7 1/2				
11	Mini-Craps				
12	Three Card Poker	15	1,259,542	4,817,604	26.1%
13	Caribbean Draw Poker				
14	Mini-Dice				
15	Fast Action Hold 'Em				
16	Casino War				
17	Countdown				
18	Spanish 21	7	584,419	2,245,343	26.0%
19	Colorado Hold'Em Poker				
20	Multi-Bacc				
21	Wild Aruba Stud Poker				
22	Monopoly Poker				
23	Table Slots				
24	Rainbow Dice				
25	Triple Shot				
26	Blackjack Switch				
27	Let's Get Wild Poker				
28	Boston 5 Stud Poker				
29	Double Cross Poker				
30	Double Attack Blackjack				
31	Shao Pai Gow				
32	6 to 5 Blackjack				
33	Four Card Poker	6	242,729	1,566,531	15.5%
34	Suspense 21				
35	Two Card Royal				
36	Player's Choice Poker				
37	Superfun 21				
38	Hawaii Hi-Lo				
39	Texas Hold 'Em Bonus Poker	6	208,274	1,191,360	17.5%
40	House Way Pai Gow Poker				
41	Flop Poker				
42	Two Card Joker Poker				
43	Ultimate Texas Hold 'Em	1	121,065	337,461	35.9%
44	Asia Poker	2	174,818	610,615	28.6%
45	Winner's Pot Poker	1	29,871	102,508	29.1%
46	1 Bet Threat Texas Hold 'Em				
	Total -(Must agree with line 7 on Pg 1)	61	\$ 3,676,397	\$ 17,369,845	21.2%

BORGATA HOTEL CASINO AND SPA MONTHLY GROSS REVENUE TAX RETURN FOR THE MONTH OF January, 2009

CASINO WIN - CURRENT MONTH

Line (a)	Type of Game (b)	Authorized Units (c)	Win or (Loss) (d)	Drop/Handle (e)	Win or (Loss) Percentage (f)
Table and Other Games:					
1	Blackjack	87	\$ 5,470,244	\$ 72,370,623	7.6%
2	Craps	14	3,799,939	18,665,886	20.4%
3	Roulette	21	2,975,776	13,465,880	22.1%
4	Big Six	1	57,646	164,663	35.0%
5	Baccarat	2	225,368	7,484,406	3.0%
6	Minibaccarat	8	955,343	6,474,554	14.8%
7	Other Games - (Page 2)	49	4,959,337	22,442,510	22.1%
8	Subtotal - Table and Other Games	182	18,443,653	\$ 141,068,522	13.1%
9	Poker	128	3,345,147		
10	Total - Table and Other Games	310	\$ 21,788,800		


Slot Machines:					
11	\$.01 and .02 Slot Machines	933	\$ 9,595,493	\$ 88,206,872	10.9%
12	\$.05 Slot Machines	1,021	7,037,056	76,302,565	9.2%
13	\$.25 Slot Machines	715	3,780,408	43,263,698	8.7%
14	\$.50 Slot Machines	121	411,051	9,519,836	4.3%
15	\$ 1.00 Slot Machines	282	3,203,280	43,176,951	7.4%
16	\$ 5.00 Slot Machines	89	1,996,715	32,611,055	6.1%
17	\$ 25.00 Slot Machines	20	892,177	15,829,675	5.6%
18	\$100.00 Slot Machines	12	215,177	4,354,100	4.9%
19	Multi-denominational Slot Machines	685	8,184,132	136,576,150	6.0%
20	Other Slot Machines	53	1,109,159	14,043,938	7.9%
21	Total - Slot Machines	3,931	\$ 36,424,648	\$ 463,884,840	7.9%
22	Total Casino Win		\$ 58,213,448		

TAX ON GROSS REVENUE

23	Year-to-Date Table and Other Games Win	\$ 21,788,800
24	Year-to-Date Slot Machine Win	36,424,648
25	Year-to-Date Total Casino Win	\$ 58,213,448
26	Adjustments	
27	Year-To-Date Gross Revenue	\$ 58,213,448
28	Deduction for Eligible Promotional Gaming Credits	
29	Year-To-Date Taxable Gross Revenue	\$ 58,213,448
30	Gross Revenue Tax (8% of line 29).....	\$ 4,657,076
31	Less - Total Tax Paid in Prior Months.....	0
32	Total Tax Required for this Month (line 30 less line 31).....	\$ 4,657,076
33	Total Progressive Payout Liability - End of Month.....	\$ 827,255
34	Authorized Casino Square Footage - End of Month.....	136,667
35	Authorized Simulcasting Square Footage - End of Month.....	23,620
36	Simulcasting Revenue for the Month.....	\$ 240,370
37	Simulcasting Handle for the Month.....	\$ 2,782,174
38	Promotional Gaming Credits Wagered for the Month.....	\$ 5,562,411

Under penalties of perjury, I declare that I have examined this report, and to the best of my knowledge and belief, it is true and complete.

February 10, 2009
DATE


Betty J. Parker

Casino Controller Lic . # 8038-11

BORGATA HOTEL CASINO AND SPA
MONTHLY GROSS REVENUE TAX RETURN
SCHEDULE OF OTHER GAMES
FOR THE MONTH OF January, 2009

Line (a)	Type of Game (b)	Authorized Units (c)	Win or (Loss) (d)	Drop (e)	Win or (Loss) Percentage (f)
1	Red Dog				
2	Sic Bo				
3	Pai Gow Poker	6	725,738	2,537,842	28.6%
4	Pai Gow	2	266,089	972,137	27.4%
5	Pokette				
6	Double Down Stud Poker				
7	Keno				
8	Caribbean Stud Poker	3	311,539	1,324,092	23.5%
9	Let it Ride Poker	5	338,468	2,406,090	14.1%
10	Super 7 1/2				
11	Mini-Craps				
12	Three Card Poker	16	1,795,267	8,795,044	20.4%
13	Caribbean Draw Poker				
14	Mini-Dice				
15	Fast Action Hold 'Em				
16	Casino War				
17	Countdown				
18	Spanish 21	5	388,401	1,941,746	20.0%
19	Colorado Hold'Em Poker				
20	Multi-Bacc				
21	Wild Aruba Stud Poker				
22	Monopoly Poker				
23	Table Slots				
24	Rainbow Dice				
25	Triple Shot				
26	Blackjack Switch				
27	Let's Get Wild Poker				
28	Boston 5 Stud Poker				
29	Double Cross Poker				
30	Double Attack Blackjack				
31	Shao Pai Gow				
32	6 to 5 Blackjack				
33	Four Card Poker	5	589,818	2,380,575	24.8%
34	Suspense 21				
35	Two Card Royal				
36	Player's Choice Poker				
37	Superfun 21				
38	Hawaii Hi-Lo				
39	Texas Hold 'Em Bonus Poker	5	265,591	1,226,288	21.7%
40	House Way Pai Gow Poker				
41	Flop Poker				
42	Two Card Joker Poker				
43	Ultimate Texas Hold 'Em				
44	Asia Poker	2	278,426	858,696	32.4%
45	Winner's Pot Poker				
46	1 Bet Threat Texas Hold 'Em				
	Total -(Must agree with line 7 on Pg 1)	49	\$ 4,959,337	\$ 22,442,510	22.1%

CAESARS ATLANTIC CITY

MONTHLY GROSS REVENUE TAX RETURN

FOR THE MONTH OF JANUARY, 2009

CASINO WIN - CURRENT MONTH

Line (a)	Type of Game (b)	Authorized Units (c)	Win or (Loss) (d)	Drop/Handle (e)	Win or (Loss) Percentage (f)
Table and Other Games:					
1	Blackjack	53	\$ 2,416,935	\$ 38,994,676	6.2%
2	Craps	13	5,620,678	20,067,913	28.0%
3	Roulette	15	2,333,870	8,549,927	27.3%
4	Big Six	1	78,843	192,733	40.9%
5	Baccarat	1	450,072	395,227	113.9%
6	Minibaccarat	12	1,607,311	12,509,724	12.8%
7	Other Games - (Page 2)	46	3,788,741	15,286,020	24.8%
8	Subtotal - Table and Other Games	141	16,296,450	\$ 95,996,220	17.0%
9	Poker	24	548,545		
10	Total - Table and Other Games	165	\$ 16,844,995		

Slot Machines:					
11	\$.01 and .02 Slot Machines	813	\$ 7,317,216	\$ 61,415,525	11.9%
12	\$.05 Slot Machines	395	2,308,651	19,530,130	11.8%
13	\$.25 Slot Machines	753	2,228,130	24,054,215	9.3%
14	\$.50 Slot Machines	128	453,782	5,281,617	8.6%
15	\$ 1.00 Slot Machines	330	2,417,497	29,540,142	8.2%
16	\$ 5.00 Slot Machines	97	1,452,629	21,909,935	6.6%
17	\$ 25.00 Slot Machines	15	232,130	3,901,350	5.9%
18	\$100.00 Slot Machines	18	423,561	3,809,000	11.1%
19	Multi-denominational Slot Machines	433	2,624,970	35,744,922	7.3%
20	Other Slot Machines	58	910,972	14,661,454	6.2%
21	Total - Slot Machines	3,040	\$ 20,369,538	\$ 219,848,290	9.3%
22	Total Casino Win		\$ 37,214,533		

TAX ON GROSS REVENUE

23	Year-to-Date Table and Other Games Win	\$ 16,844,995
24	Year-to-Date Slot Machine Win	20,369,538
25	Year-to-Date Total Casino Win	\$ 37,214,533
26	Adjustments	\$ 190
27	Year-To-Date Gross Revenue	\$ 37,214,723
28	Deduction for Eligible Promotional Gaming Credits	
29	Year-To-Date Taxable Gross Revenue	\$ 37,214,723
30	Gross Revenue Tax (8% of line 29).....	\$ 2,977,178
31	Less - Total Tax Paid in Prior Months.....	0
32	Total Tax Required for this Month (line 30 less line 31).....	\$ 2,977,178
33	Total Progressive Payout Liability - End of Month.....	\$ 703,348
34	Authorized Casino Square Footage - End of Month.....	114,600
35	Authorized Simulcasting Square Footage - End of Month.....	30,374
36	Simulcasting Revenue for the Month.....	\$ 74,738
37	Simulcasting Handle for the Month.....	\$ 832,794
38	Promotional Gaming Credits Wagered for the Month.....	\$ 924,325

Under penalties of perjury, I declare that I have examined this report, and to the best of my knowledge and belief it is true and complete.

February 10, 2009

DATE



Donna Hogan

Operations Controller 7156-11
TITLE (LICENSE NUMBER)

CAESARS ATLANTIC CITY
MONTHLY GROSS REVENUE TAX RETURN
SCHEDULE OF OTHER GAMES
FOR THE MONTH OF JANUARY, 2009

Line (a)	Type of Game (b)	Authorized Units (c)	Win or (Loss) (d)	Drop (e)	Win or (Loss) Percentage (f)
1	Red Dog				
2	Sic Bo	1	64,352	249,883	25.8%
3	Pai Gow Poker	6	692,926	2,204,958	31.4%
4	Pai Gow	5	578,119	2,536,944	22.8%
5	Pokette				
6	Double Down Stud Poker				
7	Keno	3	30,737	85,480	36.0%
8	Caribbean Stud Poker	2	136,643	485,329	28.2%
9	Let it Ride Poker	3	108,350	719,169	15.1%
10	Super 7 1/2				
11	Mini-Craps				
12	Three Card Poker	10	1,012,851	3,691,383	27.4%
13	Caribbean Draw Poker				
14	Mini-Dice				
15	Fast Action Hold 'Em				
16	Casino War				
17	Countdown				
18	Spanish 21	6	383,513	1,673,030	22.9%
19	Colorado Hold'Em Poker				
20	Multi-Bacc				
21	Wild Aruba Stud Poker				
22	Monopoly Poker				
23	Table Slots				
24	Rainbow Dice				
25	Triple Shot				
26	Blackjack Switch				
27	Let's Get Wild Poker				
28	Boston 5 Stud Poker				
29	Double Cross Poker				
30	Double Attack Blackjack	1	115,507	404,997	28.5%
31	Shao Pai Gow				
32	6 to 5 Blackjack				
33	Four Card Poker	3	269,986	1,491,761	18.1%
34	Suspense 21				
35	Two Card Royal				
36	Player's Choice Poker				
37	Superfun 21				
38	Hawaii Hi-Lo				
39	Texas Hold 'Em Bonus Poker	4	227,690	838,405	27.2%
40	House Way Pai Gow Poker				
41	Flop Poker				
42	Two Card Joker Poker				
43	Ultimate Texas Hold 'Em				
44	Asia Poker	2	168,067	904,681	18.6%
45	Winner's Pot Poker				
46	1 Bet Threat Texas Hold 'Em				
	Total -(Must agree with line 7 on Pg 1)	46	\$ 3,788,741	\$ 15,286,020	24.8%

HARRAH'S RESORT

MONTHLY GROSS REVENUE TAX RETURN

FOR THE MONTH OF JANUARY, 2009

CASINO WIN - CURRENT MONTH

Line (a)	Type of Game (b)	Authorized Units (c)	Win or (Loss) (d)	Drop/Handle (e)	Win or (Loss) Percentage (f)
Table and Other Games:					
1	Blackjack	53	\$ 2,609,336	\$ 21,344,924	12.2%
2	Craps	6	1,056,425	6,124,781	17.2%
3	Roulette	12	815,109	4,882,277	16.7%
4	Big Six	1	16,217	49,614	32.7%
5	Baccarat	0	0	0	0.0%
6	Minibaccarat	5	695,217	4,833,234	14.4%
7	Other Games - (Page 2)	32	1,995,650	9,440,056	21.1%
8	Subtotal - Table and Other Games	109	7,187,954	\$ 46,674,886	15.4%
9	Poker	40	569,050		
10	Total - Table and Other Games	149	\$ 7,757,004		

Slot Machines:					
11	\$.01 and .02 Slot Machines	354	\$ 3,285,454	\$ 37,505,618	8.8%
12	\$.05 Slot Machines	516	4,795,146	44,008,005	10.9%
13	\$.25 Slot Machines	766	5,788,196	50,299,482	11.5%
14	\$.50 Slot Machines	27	71,523	2,004,175	3.6%
15	\$ 1.00 Slot Machines	311	3,175,333	36,231,328	8.8%
16	\$ 5.00 Slot Machines	82	940,003	14,249,980	6.6%
17	\$ 25.00 Slot Machines	16	49,783	5,254,250	0.9%
18	\$100.00 Slot Machines	10	71,955	1,912,600	3.8%
19	Multi-denominational Slot Machines	1,344	11,326,127	155,717,393	7.3%
20	Other Slot Machines	24	29,302	3,294,370	0.9%
21	Total - Slot Machines	3,450	\$ 29,532,822	\$ 350,477,201	8.4%
22	Total Casino Win		\$ 37,289,826		

TAX ON GROSS REVENUE

23	Year-to-Date Table and Other Games Win	\$ 7,757,004
24	Year-to-Date Slot Machine Win	29,532,822
25	Year-to-Date Total Casino Win	\$ 37,289,826
26	Adjustments	
27	Year-To-Date Gross Revenue	\$ 37,289,826
28	Deduction for Eligible Promotional Gaming Credits	
29	Year-To-Date Taxable Gross Revenue	\$ 37,289,826
30	Gross Revenue Tax (8% of line 29).....	\$ 2,983,186
31	Less - Total Tax Paid in Prior Months.....	0
32	Total Tax Required for this Month (line 30 less line 31).....	\$ 2,983,186
33	Total Progressive Payout Liability - End of Month.....	\$ 1,097,638
34	Authorized Casino Square Footage - End of Month.....	172,655
35	Authorized Simulcasting Square Footage - End of Month.....	569
36	Simulcasting Revenue for the Month.....	\$ 40,053
37	Simulcasting Handle for the Month.....	\$ 484,481
38	Promotional Gaming Credits Wagered for the Month.....	\$ 2,190,142

Under penalties of perjury, I declare that I have examined this report, and to the best of my knowledge and belief, it is true and complete.

February 10, 2009

DATE



Joseph Lodise

Operations Controller (008900-11)
TITLE (LICENSE NUMBER)

HARRAH'S RESORT
MONTHLY GROSS REVENUE TAX RETURN
SCHEDULE OF OTHER GAMES
FOR THE MONTH OF JANUARY, 2009

Line (a)	Type of Game (b)	Authorized Units (c)	Win or (Loss) (d)	Drop (e)	Win or (Loss) Percentage (f)
1	Red Dog				
2	Sic Bo				
3	Pai Gow Poker	2	78,166	635,554	12.3%
4	Pai Gow	1	75,884	680,800	11.1%
5	Pokette				
6	Double Down Stud Poker				
7	Keno	4	17,710	102,308	17.3%
8	Caribbean Stud Poker	1	(13,947)	269,093	-5.2%
9	Let it Ride Poker	4	291,253	1,498,341	19.4%
10	Super 7 1/2				
11	Mini-Craps				
12	Three Card Poker	11	886,349	3,635,613	24.4%
13	Caribbean Draw Poker				
14	Mini-Dice				
15	Fast Action Hold 'Em				
16	Casino War				
17	Countdown				
18	Spanish 21	2	90,496	453,341	20.0%
19	Colorado Hold'Em Poker				
20	Multi-Bacc				
21	Wild Aruba Stud Poker				
22	Monopoly Poker				
23	Table Slots				
24	Rainbow Dice				
25	Triple Shot				
26	Blackjack Switch				
27	Let's Get Wild Poker				
28	Boston 5 Stud Poker				
29	Double Cross Poker				
30	Double Attack Blackjack	2	61,982	269,603	23.0%
31	Shao Pai Gow				
32	6 to 5 Blackjack				
33	Four Card Poker	2	171,795	648,004	26.5%
34	Suspense 21				
35	Two Card Royal				
36	Player's Choice Poker				
37	Superfun 21				
38	Hawaii Hi-Lo				
39	Texas Hold 'Em Bonus Poker	1	109,397	382,964	28.6%
40	House Way Pai Gow Poker				
41	Flop Poker	2	226,565	864,435	26.2%
42	Two Card Joker Poker				
43	Ultimate Texas Hold 'Em				
44	Asia Poker				
45	Winner's Pot Poker				
	Total -(Must agree with line 7 on Pg 1)	32	\$ 1,995,650	\$ 9,440,056	21.1%

RESORTS ATLANTIC CITY

MONTHLY GROSS REVENUE TAX RETURN

FOR THE MONTH OF JANUARY, 2009

CASINO WIN - CURRENT MONTH

Line (a)	Type of Game (b)	Authorized Units (c)	Win or (Loss) (d)	Drop/Handle (e)	Win or (Loss) Percentage (f)
Table and Other Games:					
1	Blackjack	33	\$ 1,394,684	\$ 9,723,326	14.3%
2	Craps	5	354,372	2,826,244	12.5%
3	Roulette	10	412,356	1,764,146	23.4%
4	Big Six	1	288	930	31.0%
5	Baccarat	2	102,748	537,810	19.1%
6	Minibaccarat	15	771,236	10,609,885	7.3%
7	Other Games - (Page 2)	16	576,432	3,405,325	16.9%
8	Subtotal - Table and Other Games	82	3,612,116	\$ 28,867,666	12.5%
9	Poker	2	3,766		
10	Total - Table and Other Games	84	\$ 3,615,882		

Slot Machines:					
11	\$.01 and .02 Slot Machines	615	\$ 3,417,210	\$ 28,843,774	11.8%
12	\$.05 Slot Machines	248	631,215	6,321,897	10.0%
13	\$.25 Slot Machines	564	1,529,959	18,089,699	8.5%
14	\$.50 Slot Machines	68	114,312	2,497,973	4.6%
15	\$ 1.00 Slot Machines	199	779,454	15,325,584	5.1%
16	\$ 5.00 Slot Machines	62	603,766	7,785,805	7.8%
17	\$ 25.00 Slot Machines	10	97,910	2,618,475	3.7%
18	\$100.00 Slot Machines	10	(3,150)	2,149,500	-0.1%
19	Multi-denominational Slot Machines	769	3,487,849	44,723,472	7.8%
20	Other Slot Machines	20	181,023	2,748,080	6.6%
21	Total - Slot Machines	2,565	\$ 10,839,548	\$ 131,104,259	8.3%
22	Total Casino Win		\$ 14,455,430		

TAX ON GROSS REVENUE

23	Year-to-Date Table and Other Games Win	\$ 3,615,882
24	Year-to-Date Slot Machine Win	10,839,548
25	Year-to-Date Total Casino Win	\$ 14,455,430
26	Adjustments	\$ (310)
27	Year-To-Date Gross Revenue	\$ 14,455,120
28	Deduction for Eligible Promotional Gaming Credits	
29	Year-To-Date Taxable Gross Revenue	\$ 14,455,120
30	Gross Revenue Tax (8% of line 29).....	\$ 1,156,410
31	Less - Total Tax Paid in Prior Months.....	0
32	Total Tax Required for this Month (line 30 less line 31).....	\$ 1,156,410
33	Total Progressive Payout Liability - End of Month.....	\$ 264,989
34	Authorized Casino Square Footage - End of Month.....	99,029
35	Authorized Simulcasting Square Footage - End of Month.....	
36	Simulcasting Revenue for the Month.....	
37	Simulcasting Handle for the Month.....	
38	Promotional Gaming Credits Wagered for the Month.....	\$ 2,038,982

Under penalties of perjury, I declare that I have examined this report, and to the best of my knowledge and belief, it is true and complete.

February 10, 2009
DATE


Walter Simon

Dir. Operational Accting 3930-11
TITLE (LICENSE NUMBER)

RESORTS ATLANTIC CITY
MONTHLY GROSS REVENUE TAX RETURN
SCHEDULE OF OTHER GAMES
FOR THE MONTH OF JANUARY, 2009

Line (a)	Type of Game (b)	Authorized Units (c)	Win or (Loss) (d)	Drop (e)	Win or (Loss) Percentage (f)
1	Red Dog				
2	Sic Bo				
3	Pai Gow Poker	1	22,810	80,825	28.2%
4	Pai Gow	2	15,857	712,029	2.2%
5	Pokette				
6	Double Down Stud Poker				
7	Keno				
8	Caribbean Stud Poker				
9	Let it Ride Poker	2	54,451	395,699	13.8%
10	Super 7 1/2				
11	Mini-Craps				
12	Three Card Poker	5	276,680	1,168,700	23.7%
13	Caribbean Draw Poker				
14	Mini-Dice				
15	Fast Action Hold 'Em				
16	Casino War				
17	Countdown				
18	Spanish 21	3	165,621	671,748	24.7%
19	Colorado Hold'Em Poker				
20	Multi-Bacc				
21	Wild Aruba Stud Poker				
22	Monopoly Poker				
23	Table Slots				
24	Rainbow Dice				
25	Triple Shot				
26	Blackjack Switch				
27	Let's Get Wild Poker				
28	Boston 5 Stud Poker				
29	Double Cross Poker				
30	Double Attack Blackjack				
31	Shao Pai Gow				
32	6 to 5 Blackjack				
33	Four Card Poker	1	18,900	79,205	23.9%
34	Suspense 21				
35	Two Card Royal				
36	Player's Choice Poker				
37	Superfun 21				
38	Hawaii Hi-Lo				
39	Texas Hold 'Em Bonus Poker	1	6,186	64,283	9.6%
40	House Way Pai Gow Poker				
41	Flop Poker				
42	Two Card Joker Poker				
43	Ultimate Texas Hold 'Em				
44	Asia Poker	1	15,927	232,836	6.8%
45	Winner's Pot Poker				
46	1 Bet Threat Texas Hold 'Em				
	Total -(Must agree with line 7 on Pg 1)	16	\$ 576,432	\$ 3,405,325	16.9%

SHOWBOAT

MONTHLY GROSS REVENUE TAX RETURN

FOR THE MONTH OF JANUARY, 2009

CASINO WIN - CURRENT MONTH

Line (a)	Type of Game (b)	Authorized Units (c)	Win or (Loss) (d)	Drop/Handle (e)	Win or (Loss) Percentage (f)
Table and Other Games:					
1	Blackjack	42	\$ 923,548	\$ 11,238,124	8.2%
2	Craps	5	498,141	3,263,067	15.3%
3	Roulette	9	534,684	2,271,504	23.5%
4	Big Six	1	26,330	63,919	41.2%
5	Baccarat				0.0%
6	Minibaccarat	10	1,508,768	7,874,391	19.2%
7	Other Games - (Page 2)	24	1,131,795	5,756,713	19.7%
8	Subtotal - Table and Other Games	91	4,623,266	\$ 30,467,718	15.2%
9	Poker	28	402,654		
10	Total - Table and Other Games	119	\$ 5,025,920		

Slot Machines:					
11	\$.01 and .02 Slot Machines	473	\$ 3,297,814	\$ 27,542,888	12.0%
12	\$.05 Slot Machines	203	2,441,737	16,937,185	14.4%
13	\$.25 Slot Machines	338	1,942,307	22,903,803	8.5%
14	\$.50 Slot Machines	13	(7,700)	417,451	-1.8%
15	\$ 1.00 Slot Machines	163	610,144	16,298,350	3.7%
16	\$ 5.00 Slot Machines	34	(142,999)	4,284,975	-3.3%
17	\$ 25.00 Slot Machines	3	724	452,625	0.2%
18	\$100.00 Slot Machines	3	9,377	811,800	1.2%
19	Multi-denominational Slot Machines	1,909	8,949,992	84,963,449	10.5%
20	Other Slot Machines	5	13,340	482,850	2.8%
21	Total - Slot Machines	3,144	\$ 17,114,736	\$ 175,095,376	9.8%
22	Total Casino Win		\$ 22,140,656		


TAX ON GROSS REVENUE

23	Year-to-Date Table and Other Games Win	\$ 5,025,920
24	Year-to-Date Slot Machine Win	17,114,736
25	Year-to-Date Total Casino Win	\$ 22,140,656
26	Adjustments	\$ 165
27	Year-To-Date Gross Revenue	\$ 22,140,821
28	Deduction for Eligible Promotional Gaming Credits	
29	Year-To-Date Taxable Gross Revenue	\$ 22,140,821
30	Gross Revenue Tax (8% of line 29).....	\$ 1,771,266
31	Less - Total Tax Paid in Prior Months.....	
32	Total Tax Required for this Month (line 30 less line 31).....	\$ 1,771,266
33	Total Progressive Payout Liability - End of Month.....	\$ 1,475,867
34	Authorized Casino Square Footage - End of Month.....	124,723
35	Authorized Simulcasting Square Footage - End of Month.....	17,086
36	Simulcasting Revenue for the Month.....	\$ 33,933
37	Simulcasting Handle for the Month.....	\$ 414,126
38	Promotional Gaming Credits Wagered for the Month.....	\$ 1,404,191

Under penalties of perjury, I declare that I have examined this report, and to the best of my knowledge and belief, it is true and complete.

February 6, 2009

DATE



Gail Myers

Operations Controller 3470-11
TITLE (LICENSE NUMBER)

SHOWBOAT
MONTHLY GROSS REVENUE TAX RETURN
SCHEDULE OF OTHER GAMES
FOR THE MONTH OF JANUARY, 2009

Line (a)	Type of Game (b)	Authorized Units (c)	Win or (Loss) (d)	Drop (e)	Win or (Loss) Percentage (f)
1	Red Dog				
2	Sic Bo				
3	Pai Gow Poker	2	135,824	701,923	19.4%
4	Pai Gow	3	118,490	790,708	15.0%
5	Pokette				
6	Double Down Stud Poker				
7	Keno				
8	Caribbean Stud Poker	1	23,090	108,021	21.4%
9	Let it Ride Poker	3	124,282	691,099	18.0%
10	Super 7 1/2				
11	Mini-Craps				
12	Three Card Poker	8	380,115	1,760,486	21.6%
13	Caribbean Draw Poker				
14	Mini-Dice				
15	Fast Action Hold 'Em				
16	Casino War				
17	Countdown				
18	Spanish 21	1	77,400	327,508	23.6%
19	Colorado Hold'Em Poker				
20	Multi-Bacc				
21	Wild Aruba Stud Poker				
22	Monopoly Poker				
23	Table Slots				
24	Rainbow Dice				
25	Triple Shot				
26	Blackjack Switch				
27	Let's Get Wild Poker				
28	Boston 5 Stud Poker				
29	Double Cross Poker				
30	Double Attack Blackjack	1	86,564	392,066	22.1%
31	Shao Pai Gow				
32	6 to 5 Blackjack				
33	Four Card Poker	1	44,901	239,178	18.8%
34	Suspense 21				
35	Two Card Royal				
36	Player's Choice Poker				
37	Superfun 21				
38	Hawaii Hi-Lo				
39	Texas Hold 'Em Bonus Poker	2	68,437	265,115	25.8%
40	House Way Pai Gow Poker				
41	Flop Poker	2	72,692	480,609	15.1%
42	Two Card Joker Poker				
43	Ultimate Texas Hold 'Em				
44	Asia Poker				
45	Winner's Pot Poker				
46	1 Bet Threat Texas Hold 'Em				
	Total -(Must agree with line 7 on Pg 1)	24	\$ 1,131,795	\$ 5,756,713	19.7%

TROPICANA CASINO & RESORT

MONTHLY GROSS REVENUE TAX RETURN

FOR THE MONTH OF JANUARY, 2009

CASINO WIN - CURRENT MONTH

Line (a)	Type of Game (b)	Authorized Units (c)	Win or (Loss) (d)	Drop/Handle (e)	Win or (Loss) Percentage (f)
Table and Other Games:					
1	Blackjack	70	\$ 2,039,135	\$ 18,783,954	10.9%
2	Craps	8	638,585	6,113,327	10.4%
3	Roulette	18	1,148,240	5,825,968	19.7%
4	Big Six	1	86,354	224,289	38.5%
5	Baccarat	1	69,143	446,688	15.5%
6	Minibaccarat	9	929,378	8,690,647	10.7%
7	Other Games - (Page 2)	32	1,708,350	7,557,693	22.6%
8	Subtotal - Table and Other Games	139	6,619,185	\$ 47,642,566	13.9%
9	Poker	35	628,093		
10	Total - Table and Other Games	174	\$ 7,247,278		

Slot Machines:					
11	\$.01 and .02 Slot Machines	778	\$ 4,819,691	\$ 40,610,750	11.9%
12	\$.05 Slot Machines	326	1,379,258	15,743,662	8.8%
13	\$.25 Slot Machines	549	2,419,236	29,996,764	8.1%
14	\$.50 Slot Machines	37	101,175	3,039,329	3.3%
15	\$ 1.00 Slot Machines	241	1,747,925	22,401,674	7.8%
16	\$ 5.00 Slot Machines	57	499,780	7,277,590	6.9%
17	\$ 25.00 Slot Machines	15	117,423	1,219,075	9.6%
18	\$100.00 Slot Machines	12	65,911	536,400	12.3%
19	Multi-denominational Slot Machines	1,524	6,049,241	79,455,337	7.6%
20	Other Slot Machines	49	297,675	5,076,854	5.9%
21	Total - Slot Machines	3,588	\$ 17,497,315	\$ 205,357,435	8.5%
22	Total Casino Win		\$ 24,744,593		

TAX ON GROSS REVENUE

23	Year-to-Date Table and Other Games Win	\$ 7,247,278
24	Year-to-Date Slot Machine Win	17,497,315
25	Year-to-Date Total Casino Win	\$ 24,744,593
26	Adjustments	
27	Year-To-Date Gross Revenue	\$ 24,744,593
28	Deduction for Eligible Promotional Gaming Credits	
29	Year-To-Date Taxable Gross Revenue	\$ 24,744,593
30	Gross Revenue Tax (8% of line 29).....	\$ 1,979,567
31	Less - Total Tax Paid in Prior Months.....	
32	Total Tax Required for this Month (line 30 less line 31).....	\$ 1,979,567
33	Total Progressive Payout Liability - End of Month.....	\$ 1,230,225
34	Authorized Casino Square Footage - End of Month.....	135,795
35	Authorized Simulcasting Square Footage - End of Month.....	6,954
36	Simulcasting Revenue for the Month.....	\$ 49,539
37	Simulcasting Handle for the Month.....	\$ 511,015
38	Promotional Gaming Credits Wagered for the Month.....	\$ 1,717,428

Under penalties of perjury, I declare that I have examined this report, and to the best of my knowledge and belief, it is true and complete.

February 10, 2009

DATE



Jeff Bohrer

Casino Controller, 7488-11

TROPICANA CASINO & RESORT
MONTHLY GROSS REVENUE TAX RETURN
SCHEDULE OF OTHER GAMES
FOR THE MONTH OF JANUARY, 2009

Line (a)	Type of Game (b)	Authorized Units (c)	Win or (Loss) (d)	Drop (e)	Win or (Loss) Percentage (f)
1	Red Dog				
2	Sic Bo				
3	Pai Gow Poker	4	191,351	627,332	30.5%
4	Pai Gow	3	116,914	730,946	16.0%
5	Pokette				
6	Double Down Stud Poker				
7	Keno				
8	Caribbean Stud Poker	1	90,057	304,339	29.6%
9	Let it Ride Poker	3	79,594	683,972	11.6%
10	Super 7 1/2				
11	Mini-Craps				
12	Three Card Poker	10	693,200	2,763,510	25.1%
13	Caribbean Draw Poker				
14	Mini-Dice				
15	Fast Action Hold 'Em				
16	Casino War				
17	Countdown				
18	Spanish 21	5	193,082	958,832	20.1%
19	Colorado Hold'Em Poker				
20	Multi-Bacc				
21	Wild Aruba Stud Poker				
22	Monopoly Poker				
23	Table Slots				
24	Rainbow Dice				
25	Triple Shot				
26	Blackjack Switch				
27	Let's Get Wild Poker				
28	Boston 5 Stud Poker				
29	Double Cross Poker				
30	Double Attack Blackjack	1	28,098	110,067	25.5%
31	Shao Pai Gow				
32	6 to 5 Blackjack				
33	Four Card Poker	2	126,563	594,561	21.3%
34	Suspense 21				
35	Two Card Royal				
36	Player's Choice Poker				
37	Superfun 21				
38	Hawaii Hi-Lo				
39	Texas Hold 'Em Bonus Poker	3	189,491	784,134	24.2%
40	House Way Pai Gow Poker				
41	Flop Poker				
42	Two Card Joker Poker				
43	Ultimate Texas Hold 'Em				
44	Asia Poker				
45	Winner's Pot Poker				
46	1 Bet Threat Texas Hold 'Em				
	Total -(Must agree with line 7 on Pg 1)	32	\$ 1,708,350	\$ 7,557,693	22.6%

TRUMP MARINA

MONTHLY GROSS REVENUE TAX RETURN

FOR THE MONTH OF JANUARY, 2009

CASINO WIN - CURRENT MONTH

Line (a)	Type of Game (b)	Authorized Units (c)	Win or (Loss) (d)	Drop/Handle (e)	Win or (Loss) Percentage (f)
Table and Other Games:					
1	Blackjack	34	\$ 1,756,464	\$ 8,636,360	20.3%
2	Craps	6	380,525	3,215,047	11.8%
3	Roulette	6	309,474	1,198,690	25.8%
4	Big Six	0	0	0	0.0%
5	Baccarat	1	77,927	189,753	41.1%
6	Minibaccarat	6	332,064	3,547,798	9.4%
7	Other Games - (Page 2)	19	947,617	3,586,951	26.4%
8	Subtotal - Table and Other Games	72	3,804,071	\$ 20,374,599	18.7%
9	Poker				
10	Total - Table and Other Games	72	\$ 3,804,071		
Slot Machines:					
11	\$.01 and .02 Slot Machines	547	\$ 4,113,188	\$ 34,106,395	12.1%
12	\$.05 Slot Machines	355	1,817,714	19,038,291	9.5%
13	\$.25 Slot Machines	487	1,674,082	21,646,216	7.7%
14	\$.50 Slot Machines	50	74,179	3,135,772	2.4%
15	\$ 1.00 Slot Machines	271	1,239,258	22,579,647	5.5%
16	\$ 5.00 Slot Machines	50	245,167	7,332,355	3.3%
17	\$ 25.00 Slot Machines	10	(25,059)	508,650	-4.9%
18	\$100.00 Slot Machines	5	(135,052)	482,100	-28.0%
19	Multi-denominational Slot Machines	185	1,355,331	15,110,102	9.0%
20	Other Slot Machines	23	125,657	3,765,952	3.3%
21	Total - Slot Machines	1,983	\$ 10,484,465	\$ 127,705,480	8.2%
22	Total Casino Win		\$ 14,288,536		

TAX ON GROSS REVENUE

23	Year-to-Date Table and Other Games Win	\$ 3,804,071	
24	Year-to-Date Slot Machine Win	10,484,465	
25	Year-to-Date Total Casino Win	\$ 14,288,536	
26	Adjustments	\$ (730)	
27	Year-To-Date Gross Revenue	\$ 14,287,806	
28	Deduction for Eligible Promotional Gaming Credits		
29	Year-To-Date Taxable Gross Revenue	\$ 14,287,806	
30	Gross Revenue Tax (8% of line 29).....	\$ 1,143,024	
31	Less - Total Tax Paid in Prior Months.....	0	
32	Total Tax Required for this Month (line 30 less line 31).....	\$ 1,143,024	
33	Total Progressive Payout Liability - End of Month.....	\$ 444,602	
34	Authorized Casino Square Footage - End of Month.....	78,535	
35	Authorized Simulcasting Square Footage - End of Month.....		
36	Simulcasting Revenue for the Month.....		
37	Simulcasting Handle for the Month.....		
38	Promotional Gaming Credits Wagered for the Month.....	\$ 1,567,390	

Under penalties of perjury, I declare that I have examined this report, and to the best of my knowledge and belief, it is true and complete.

February 10, 2009
DATE



Robert Allen

Director of Casino Finance 6793-11
TITLE (LICENSE NUMBER)

TRUMP MARINA
MONTHLY GROSS REVENUE TAX RETURN
SCHEDULE OF OTHER GAMES
FOR THE MONTH OF JANUARY, 2009

Line (a)	Type of Game (b)	Authorized Units (c)	Win or (Loss) (d)	Drop (e)	Win or (Loss) Percentage (f)
1	Red Dog				
2	Sic Bo				
3	Pai Gow Poker	2	97,224	407,960	23.8%
4	Pai Gow	2	29,176	140,785	20.7%
5	Pokette				
6	Double Down Stud Poker				
7	Keno				
8	Caribbean Stud Poker	1	50,245	140,992	35.6%
9	Let it Ride Poker	2	152,314	606,050	25.1%
10	Super 7 1/2				
11	Mini-Craps				
12	Three Card Poker	5	367,810	1,223,735	30.1%
13	Caribbean Draw Poker				
14	Mini-Dice				
15	Fast Action Hold 'Em				
16	Casino War				
17	Countdown				
18	Spanish 21	3	101,285	391,067	25.9%
19	Colorado Hold'Em Poker				
20	Multi-Bacc				
21	Wild Aruba Stud Poker				
22	Monopoly Poker				
23	Table Slots				
24	Rainbow Dice				
25	Triple Shot				
26	Blackjack Switch				
27	Let's Get Wild Poker				
28	Boston 5 Stud Poker				
29	Double Cross Poker				
30	Double Attack Blackjack				
31	Shao Pai Gow				
32	6 to 5 Blackjack				
33	Four Card Poker	1	35,183	250,975	14.0%
34	Suspense 21				
35	Two Card Royal				
36	Player's Choice Poker				
37	Superfun 21				
38	Hawaii Hi-Lo				
39	Texas Hold 'Em Bonus Poker	1	32,226	124,231	25.9%
40	House Way Pai Gow Poker				
41	Flop Poker				
42	Two Card Joker Poker				
43	Ultimate Texas Hold 'Em	1	67,205	243,641	27.6%
44	Asia Poker				
45	Winner's Pot Poker				
46	1 Bet Threat Texas Hold 'Em	1	14,949	57,515	
	Total -(Must agree with line 7 on Pg 1)	19	\$ 947,617	\$ 3,586,951	26.4%

TRUMP PLAZA

MONTHLY GROSS REVENUE TAX RETURN

FOR THE MONTH OF JANUARY 2009

CASINO WIN - CURRENT MONTH

Line (a)	Type of Game (b)	Authorized Units (c)	Win or (Loss) (d)	Drop/Handle (e)	Win or (Loss) Percentage (f)
Table and Other Games:					
1	Blackjack	36	\$ 885,089	\$ 15,502,511	5.7%
2	Craps	5	900,592	5,542,289	16.2%
3	Roulette	9	738,076	2,845,711	25.9%
4	Big Six	0	0	0	0.0%
5	Baccarat	0	0	0	0.0%
6	Minibaccarat	10	1,482,181	10,666,554	13.9%
7	Other Games - (Page 2)	21	1,373,269	6,218,188	22.1%
8	Subtotal - Table and Other Games	81	5,379,207	\$ 40,775,253	13.2%
9	Poker				
10	Total - Table and Other Games	81	\$ 5,379,207		
Slot Machines:					
11	\$.01 and .02 Slot Machines	570	\$ 4,196,581	\$ 33,879,285	12.4%
12	\$.05 Slot Machines	303	1,320,098	11,860,811	11.1%
13	\$.25 Slot Machines	581	2,484,783	31,169,018	8.0%
14	\$.50 Slot Machines	108	412,981	8,488,572	4.9%
15	\$ 1.00 Slot Machines	246	1,303,711	17,402,021	7.5%
16	\$ 5.00 Slot Machines	55	519,926	7,940,445	6.5%
17	\$ 25.00 Slot Machines	13	105,382	1,424,375	7.4%
18	\$100.00 Slot Machines	5	55,774	397,800	14.0%
19	Multi-denominational Slot Machines	143	719,224	15,644,640	4.6%
20	Other Slot Machines	69	289,904	5,852,381	5.0%
21	Total - Slot Machines	2,093	\$ 11,408,364	\$ 134,059,348	8.5%
22	Total Casino Win		\$ 16,787,571		

TAX ON GROSS REVENUE

23	Year-to-Date Table and Other Games Win	\$ 5,379,207
24	Year-to-Date Slot Machine Win	11,408,364
25	Year-to-Date Total Casino Win	\$ 16,787,571
26	Adjustments	\$ 515
27	Year-To-Date Gross Revenue	\$ 16,788,086
28	Deduction for Eligible Promotional Gaming Credits	
29	Year-To-Date Taxable Gross Revenue	\$ 16,788,086
30	Gross Revenue Tax (8% of line 29).....	\$ 1,343,047
31	Less - Total Tax Paid in Prior Months.....	0
32	Total Tax Required for this Month (line 30 less line 31).....	\$ 1,343,047
33	Total Progressive Payout Liability - End of Month.....	\$ 466,619
34	Authorized Casino Square Footage - End of Month.....	95,306
35	Authorized Simulcasting Square Footage - End of Month.....	
36	Simulcasting Revenue for the Month.....	
37	Simulcasting Handle for the Month.....	
38	Promotional Gaming Credits Wagered for the Month.....	\$ 506,202

Under penalties of perjury, I declare that I have examined this report, and to the best of my knowledge and belief, it is true and complete.

February 10, 2009

DATE



Ronald Alcorn

Casino Controller (1623-11)
TITLE (LICENSE NUMBER)

TRUMP PLAZA
MONTHLY GROSS REVENUE TAX RETURN
SCHEDULE OF OTHER GAMES
FOR THE MONTH OF JANUARY 2009

Line (a)	Type of Game (b)	Authorized Units (c)	Win or (Loss) (d)	Drop (e)	Win or (Loss) Percentage (f)
1	Red Dog				
2	Sic Bo				
3	Pai Gow Poker	2	168,152	759,096	22.2%
4	Pai Gow	2	104,574	1,092,174	9.6%
5	Pokette				
6	Double Down Stud Poker				
7	Keno				
8	Caribbean Stud Poker				
9	Let it Ride Poker	2	91,790	510,728	18.0%
10	Super 7 1/2				
11	Mini-Craps				
12	Three Card Poker	8	472,858	1,735,550	27.2%
13	Caribbean Draw Poker				
14	Mini-Dice				
15	Fast Action Hold 'Em				
16	Casino War				
17	Countdown				
18	Spanish 21	3	300,187	1,297,471	23.1%
19	Colorado Hold'Em Poker				
20	Multi-Bacc				
21	Wild Aruba Stud Poker				
22	Monopoly Poker				
23	Table Slots				
24	Rainbow Dice				
25	Triple Shot				
26	Blackjack Switch				
27	Let's Get Wild Poker				
28	Boston 5 Stud Poker				
29	Double Cross Poker				
30	Double Attack Blackjack				
31	Shao Pai Gow				
32	6 to 5 Blackjack				
33	Four Card Poker	2	130,585	476,291	27.4%
34	Suspense 21				
35	Two Card Royal				
36	Player's Choice Poker				
37	Superfun 21				
38	Hawaii Hi-Lo				
39	Texas Hold 'Em Bonus Poker	2	105,123	346,878	30.3%
40	House Way Pai Gow Poker				
41	Flop Poker				
42	Two Card Joker Poker				
43	Ultimate Texas Hold 'Em				
44	Asia Poker				
45	Winner's Pot Poker				
46	1 Bet Threat Texas Hold 'Em				
	Total -(Must agree with line 7 on Pg 1)	21	\$ 1,373,269	\$ 6,218,188	22.1%

TRUMP TAJ MAHAL CASINO RESORT

MONTHLY GROSS REVENUE TAX RETURN

FOR THE MONTH OF JANUARY, 2009

CASINO WIN - CURRENT MONTH

Line (a)	Type of Game (b)	Authorized Units (c)	Win or (Loss) (d)	Drop/Handle (e)	Win or (Loss) Percentage (f)
Table and Other Games:					
1	Blackjack	61	\$ 5,911,393	\$ 45,530,886	13.0%
2	Craps	12	4,754,574	17,532,251	27.1%
3	Roulette	14	1,461,891	6,778,446	21.6%
4	Big Six	1	45,368	103,707	43.7%
5	Baccarat	1	(999)	63,806	-1.6%
6	Minibaccarat	10	2,039,700	9,815,690	20.8%
7	Other Games - (Page 2)	33	3,173,927	12,363,279	25.7%
8	Subtotal - Table and Other Games	132	17,385,854	\$ 92,188,065	18.9%
9	Poker	70	1,576,843		
10	Total - Table and Other Games	202	\$ 18,962,697		


Slot Machines:					
11	\$.01 and .02 Slot Machines	944	\$ 7,508,799	\$ 65,013,896	11.5%
12	\$.05 Slot Machines	362	2,725,712	28,276,561	9.6%
13	\$.25 Slot Machines	799	3,766,716	46,448,486	8.1%
14	\$.50 Slot Machines	54	161,831	2,212,415	7.3%
15	\$ 1.00 Slot Machines	405	3,408,061	55,354,759	6.2%
16	\$ 5.00 Slot Machines	87	1,142,432	19,397,120	5.9%
17	\$ 25.00 Slot Machines	14	360,067	4,703,900	7.7%
18	\$100.00 Slot Machines	23	255,776	5,032,300	5.1%
19	Multi-denominational Slot Machines	437	3,295,842	42,446,157	7.8%
20	Other Slot Machines	34	386,811	4,905,199	7.9%
21	Total - Slot Machines	3,159	\$ 23,012,047	\$ 273,790,793	8.4%
22	Total Casino Win		\$ 41,974,744		

TAX ON GROSS REVENUE

23	Year-to-Date Table and Other Games Win	\$ 18,962,697
24	Year-to-Date Slot Machine Win	23,012,047
25	Year-to-Date Total Casino Win	\$ 41,974,744
26	Adjustments	\$ 578
27	Year-To-Date Gross Revenue	\$ 41,975,322
28	Deduction for Eligible Promotional Gaming Credits	
29	Year-To-Date Taxable Gross Revenue	\$ 41,975,322
30	Gross Revenue Tax (8% of line 29).....	\$ 3,358,026
31	Less - Total Tax Paid in Prior Months.....	0
32	Total Tax Required for this Month (line 30 less line 31).....	\$ 3,358,026
33	Total Progressive Payout Liability - End of Month.....	\$ 934,154
34	Authorized Casino Square Footage - End of Month.....	154,838
35	Authorized Simulcasting Square Footage - End of Month.....	12,483
36	Simulcasting Revenue for the Month.....	\$ 73,547
37	Simulcasting Handle for the Month.....	\$ 904,995
38	Promotional Gaming Credits Wagered for the Month.....	\$ 2,189,462

Under penalties of perjury, I declare that I have examined this report, and to the best of my knowledge and belief, it is true and complete.

February 10, 2009
DATE


Ford Palmer

Casino Controller 4086-11

TRUMP TAJ MAHAL CASINO RESORT
MONTHLY GROSS REVENUE TAX RETURN
SCHEDULE OF OTHER GAMES
FOR THE MONTH OF JANUARY, 2009

Line (a)	Type of Game (b)	Authorized Units (c)	Win or (Loss) (d)	Drop (e)	Win or (Loss) Percentage (f)
1	Red Dog				
2	Sic Bo	1	39,774	88,135	45.1%
3	Pai Gow Poker	4	529,196	1,956,729	27.0%
4	Pai Gow	3	179,666	1,317,153	13.6%
5	Pokette				
6	Double Down Stud Poker				
7	Keno	2	18,882	61,684	30.6%
8	Caribbean Stud Poker	2	89,499	376,717	23.8%
9	Let it Ride Poker	3	216,032	899,681	24.0%
10	Super 7 1/2				
11	Mini-Craps				
12	Three Card Poker	9	1,032,685	3,725,661	27.7%
13	Caribbean Draw Poker				
14	Mini-Dice				
15	Fast Action Hold 'Em				
16	Casino War				
17	Countdown				
18	Spanish 21	4	467,294	1,663,677	28.1%
19	Colorado Hold'Em Poker				
20	Multi-Bacc				
21	Wild Aruba Stud Poker				
22	Monopoly Poker				
23	Table Slots				
24	Rainbow Dice				
25	Triple Shot				
26	Blackjack Switch				
27	Let's Get Wild Poker				
28	Boston 5 Stud Poker				
29	Double Cross Poker				
30	Double Attack Blackjack	1	131,970	504,732	26.1%
31	Shao Pai Gow				
32	6 to 5 Blackjack				
33	Four Card Poker	2	268,065	1,007,726	26.6%
34	Suspense 21				
35	Two Card Royal				
36	Player's Choice Poker				
37	Superfun 21				
38	Hawaii Hi-Lo				
39	Texas Hold 'Em Bonus Poker	2	200,864	761,384	26.4%
40	House Way Pai Gow Poker				
41	Flop Poker				
42	Two Card Joker Poker				
43	Ultimate Texas Hold 'Em				
44	Asia Poker				
45	Winner's Pot Poker				
46	1 Bet Threat Texas Hold 'Em				
	Total -(Must agree with line 7 on Pg 1)	33	\$ 3,173,927	\$ 12,363,279	25.7%