

**OFFENDERS IN NEW JERSEY CORRECTIONAL INSTITUTIONS
ON JANUARY 1, 2011, BY MANDATORY MINIMUM TERM**

In New Jersey, since 1979, the courts have utilized mandatory minimum sentences. This means that an offender must serve the entire minimum sentence before being eligible for parole consideration. Mandatory minimum terms are not reduced by earned credits (commutation, minimum security or work).

OFFENDERS IN CORRECTIONAL INSTITUTIONS BY MANDATORY MINIMUM TERM

Mandatory Minimum Term	Total		Prison Males		Youth Complex		ADTC		Edna Mahan		Other Facilities	
	#	%	#	%	#	%	#	%	#	%	#	%
TOTAL OFFENDERS	17,875	100%	11,568	100%	3,133	100%	545	100%	489	100%	2,140	100%
<18 Months	1,030	6%	416	4%	365	12%	1	0%	23	5%	225	11%
18 Months	587	3%	318	3%	135	4%	1	0%	9	2%	124	6%
2 Years	1,047	6%	577	5%	150	5%	2	0%	24	5%	294	14%
3 Years	3,074	17%	1,548	13%	744	24%	13	2%	68	14%	701	33%
4 Years	1,072	6%	595	5%	221	7%	10	2%	26	5%	220	10%
5 Years	1,955	11%	1,098	9%	486	16%	57	10%	65	13%	249	12%
6-9 Years	3,483	19%	2,156	19%	731	23%	260	48%	92	19%	244	11%
10 Years	251	1%	187	2%	25	1%	23	4%	3	1%	13	1%
11-14 Years	1,645	9%	1261	11%	184	6%	94	17%	59	12%	47	2%
15 Years	323	2%	261	2%	15	0%	23	4%	12	2%	12	1%
16-19 Years	872	5%	746	6%	58	2%	28	5%	36	7%	4	0%
20-24 Years	477	3%	430	4%	14	0%	13	2%	14	3%	6	0%
25-29 Years	369	2%	348	3%	3	0%	12	2%	5	1%	1	0%
30 Years	847	5%	806	7%	2	0%	4	1%	35	7%	0	0%
30+ Years	843	5%	821	7%	0	0%	4	1%	18	4%	0	0%

- Seventy-one percent (71%) of all adult offenders have mandatory minimum terms (17,875 out of 25,139).
- The median mandatory minimum term is 5 years.
- Twenty-two percent (22%) of those with mandatory minimum terms have mandatory minimum terms of 15 years or more.

Prison Complex Offenders By Mandatory Minimum Term

Institution	Total	< 18 Months	18 Months	2 Years	3 Years	4 Years	5 Years	6-9 Years	10 Years	11-14 Years	15 Years	16-19 Years	20-24 Years	25-29 Years	30 Years	30+ Years
Bayside Main	901 100%	34 4%	23 3%	64 7%	171 19%	100 11%	163 18%	226 25%	14 2%	57 6%	14 2%	18 2%	6 1%	3 0%	8 1%	0 0%
Bayside Farm	408 100%	27 7%	24 6%	30 7%	68 17%	23 6%	43 11%	84 21%	15 4%	57 14%	16 4%	9 2%	6 1%	0 0%	6 1%	0 0%
Bayside Ancora	166 100%	30 18%	16 10%	23 14%	52 31%	18 11%	19 11%	8 5%	0 0%	0 0%	0 0%	0 0%	0 0%	0 0%	0 0%	0 0%
Bayside Total	1,475 100%	91 6%	63 4%	117 8%	291 20%	141 10%	225 15%	318 22%	29 2%	114 8%	30 2%	27 2%	12 1%	3 0%	14 1%	0 0%
CRAF Jones Farm	66 100%	17 26%	10 15%	22 33%	16 24%	1 2%	0 0%	0 0%	0 0%	0 0%	0 0%	0 0%	0 0%	0 0%	0 0%	0 0%
CRAF Reception	287 100%	44 15%	15 5%	32 11%	94 33%	21 7%	37 13%	30 10%	2 1%	7 2%	1 0%	1 0%	3 1%	0 0%	0 0%	0 0%
CRAF Total	353 100%	61 17%	25 7%	54 15%	110 31%	22 6%	37 10%	30 8%	2 1%	7 2%	1 0%	1 0%	3 1%	0 0%	0 0%	0 0%
East Jersey Main	1,293 100%	2 0%	2 0%	7 1%	17 1%	6 0%	45 3%	161 12%	25 2%	250 19%	56 4%	212 16%	131 10%	78 6%	215 17%	86 7%
East Jersey Camp	66 100%	4 6%	2 3%	5 8%	10 15%	3 5%	8 12%	14 21%	1 2%	18 27%	1 2%	0 0%	0 0%	0 0%	0 0%	0 0%
East Jersey Total	1,359 100%	6 0%	4 0%	12 1%	27 2%	9 1%	53 4%	175 13%	26 2%	268 20%	57 4%	212 16%	131 10%	78 6%	215 16%	86 6%

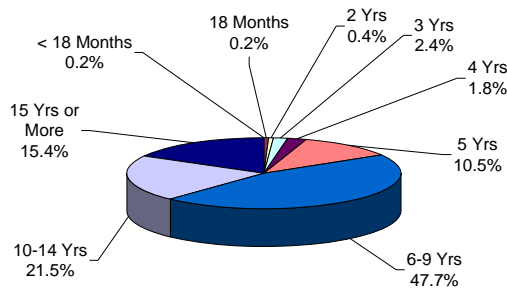
Prison Complex Offenders By Mandatory Minimum Term

Institution	Total	< 18 Months	18 Months	2 Years	3 Years	4 Years	5 Years	6-9 Years	10 Years	11-14 Years	15 Years	16-19 Years	20-24 Years	25-29 Years	30 Years	30+ Years
Midstate	304 100%	23 8%	18 6%	27 9%	89 29%	22 7%	52 17%	64 21%	3 1%	5 2%	0 0%	0 0%	1 0%	0 0%	0 0%	0 0%
NJ State Prison Ad Seg Female	21 100%	0 0%	1 0%	0 0%	2 0%	1 0%	5 0%	9 1%	0 0%	2 0%	0 0%	1 0%	0 0%	0 0%	0 0%	0 0%
NJ State Prison Main	1,716 100%	17 1%	12 1%	19 1%	35 2%	17 1%	43 2%	103 6%	9 1%	68 4%	23 1%	73 4%	92 5%	177 10%	347 20%	681 39%
NJ State Prison Total	1,737 100%	17 1%	13 1%	19 1%	37 2%	18 1%	48 3%	112 6%	9 1%	70 4%	23 1%	74 4%	92 5%	177 10%	347 20%	681 39%
Northern Main	1,807 100%	45 2%	44 2%	72 4%	224 12%	94 5%	159 9%	413 23%	38 2%	282 16%	56 3%	143 8%	74 4%	35 2%	109 6%	19 1%
Northern Ad Seg Male	454 100%	21 5%	15 3%	32 7%	66 15%	18 4%	62 14%	116 26%	10 2%	45 10%	6 1%	32 7%	19 4%	4 1%	5 1%	3 1%
Northern Total	2,261 100%	66 3%	59 3%	104 5%	290 13%	112 5%	221 10%	529 23%	48 2%	327 14%	62 3%	175 8%	93 4%	39 2%	114 5%	22 1%
Southern	1,399 100%	92 7%	87 6%	163 12%	411 29%	142 10%	190 14%	238 17%	12 1%	46 3%	4 0%	10 1%	0 0%	3 0%	1 0%	0 0%
South Woods	2,680 100%	60 2%	49 2%	81 3%	293 11%	129 5%	272 10%	690 26%	58 2%	424 16%	84 3%	247 9%	98 4%	48 2%	115 4%	32 1%
SUBTOTAL PRISON MALES	11,568 100%	416 4%	318 3%	577 5%	1,548 13%	595 5%	1,098 9%	2,156 19%	187 2%	1,261 11%	261 2%	746 6%	430 4%	348 3%	806 7%	821 7%

Prison Complex Offenders By Mandatory Minimum Term

Institution	Total	< 18 Months	18 Months	2 Years	3 Years	4 Years	5 Years	6-9 Years	10 Years	11-14 Years	15 Years	16-19 Years	20-24 Years	25-29 Years	30 Years	30+ Years
ADTC	545 100%	1 0%	1 0%	2 0%	13 2%	10 2%	57 10%	260 48%	23 4%	94 17%	23 4%	28 5%	13 2%	12 2%	4 1%	4 1%
Subtotal	12,113 100%	417 3%	319 3%	579 5%	1,561 13%	605 5%	1,155 10%	2,416 20%	210 2%	1,355 11%	284 2%	774 6%	443 4%	360 3%	810 7%	825 7%
Mahan - Female Prison	489 100%	23 5%	9 2%	24 5%	68 14%	26 5%	65 13%	92 19%	3 1%	59 12%	12 2%	36 7%	14 3%	5 1%	35 7%	18 4%
Total Prison Complex	12,602 100%	440 3%	328 3%	603 5%	1,629 13%	631 5%	1,220 10%	2,508 20%	213 2%	1,414 11%	296 2%	810 6%	457 4%	365 3%	845 7%	843 7%

ADTC

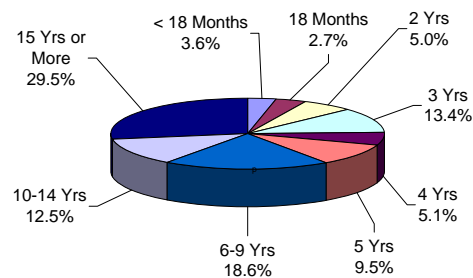


The median mandatory minimum term at ADTC is 8 years 4 months.

Seventy-eight percent (78%) of the ADTC population have mandatory minimum sentences (545 of 700).

Thirty-seven percent (37%) have mandatory minimum terms of 10 years or longer.

PRISON MALES

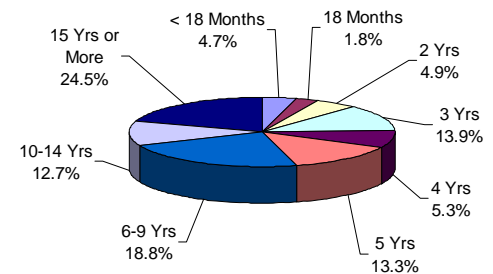


Of the 15,882 prison complex males, 73% (11,568) have mandatory minimum terms.

The median mandatory minimum term for prison complex males is 6 years (ADTC excluded).

Eighty-nine percent (89%) of New Jersey State Prison inmates have mandatory minimum terms and 79% percent of those have minimum terms of 15 years or more.

FEMALE FACILITIES



The median mandatory minimum term at Edna Mahan is 6 years.

At Edna Mahan, 59% of the females housed have minimum terms (489 of 825).

Forty-four percent (44%) of the females with mandatory minimum terms have terms of 5 years or less.

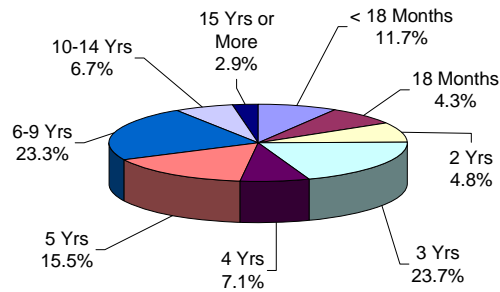
Youth Complex Offenders By Mandatory Minimum Term

Institution	Total	< 18 Months	18 Months	2 Years	3 Years	4 Years	5 Years	6-9 Years	10 Years	11-14 Years	15 Years	16-19 Years	20-24 Years	25-29 Years	30 Years	30+ Years
Garden State	1,400 100%	108 8%	46 3%	65 5%	314 22%	108 8%	230 16%	365 26%	12 1%	93 7%	12 1%	37 3%	7 1%	2 0%	1 0%	0 0%
Mountainview	748 100%	164 22%	44 6%	50 7%	239 32%	58 8%	96 13%	96 13%	0 0%	0 0%	0 0%	1 0%	0 0%	0 0%	0 0%	0 0%
Wagner Main	663 100%	51 8%	27 4%	25 4%	117 18%	41 6%	103 16%	192 29%	12 2%	74 11%	2 0%	13 2%	5 1%	1 0%	0 0%	0 0%
Wagner Ad Seg	210 100%	24 11%	7 3%	5 2%	44 21%	12 6%	44 21%	49 23%	1 0%	13 6%	1 0%	7 3%	2 1%	0 0%	1 0%	0 0%
Wagner Minimum Units	112 100%	18 16%	11 10%	5 4%	30 27%	2 2%	13 12%	29 26%	0 0%	4 4%	0 0%	0 0%	0 0%	0 0%	0 0%	0 0%
Wagner Total	985 100%	93 9%	45 5%	35 4%	191 19%	55 6%	160 16%	270 27%	13 1%	91 9%	3 0%	20 2%	7 1%	1 0%	1 0%	0 0%
Total Youth	3,133 100%	365 12%	135 4%	150 5%	744 24%	221 7%	486 16%	731 23%	25 1%	184 6%	15 0%	58 2%	14 0%	3 0%	2 0%	0 0%

Offenders In Other Facilities By Mandatory Minimum Term

Institution	Total	< 18 Months	18 Months	2 Years	3 Years	4 Years	5 Years	6-9 Years	10 Years	11-14 Years	15 Years	16-19 Years	20-24 Years	25-29 Years	30 Years	30+ Years
Central Medical	8	0	0	0	1	0	1	3	0	1	1	0	1	0	0	0
	100%	0%	0%	0%	13%	0%	13%	38%	0%	13%	13%	0%	13%	0%	0%	0%
County Jail	24	3	1	4	4	1	3	6	1	1	0	0	0	0	0	0
	100%	13%	4%	17%	17%	4%	13%	25%	4%	4%	0%	0%	0%	0%	0%	0%
Halfway House	2,108	222	123	290	696	219	245	235	12	45	11	4	5	1	0	0
	100%	11%	6%	14%	33%	10%	12%	11%	1%	2%	1%	0%	0%	0%	0%	0%
Total Other Facilities	2,140	225	124	294	701	220	249	244	13	47	12	4	6	1	0	0
	100%	11%	6%	14%	33%	10%	12%	11%	1%	2%	1%	0%	0%	0%	0%	0%

YOUTH COMPLEX

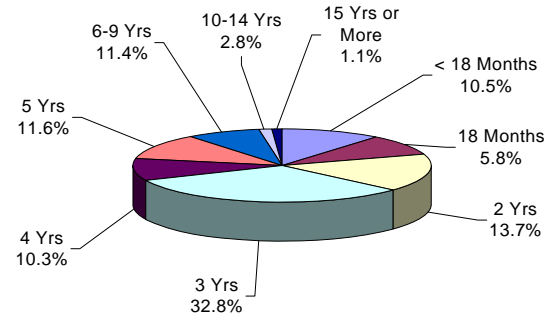


The median mandatory minimum term for youth complex offenders is 4 years.

Among youth complex offenders, 72% have mandatory minimum terms (3,133 of 4,353).

Of these, 67% have mandatory minimum terms of 5 years or less.

OFFENDERS IN OTHER FACILITIES



The median mandatory minimum term for inmates in 'other facilities' is 3 years.

Sixty-three percent (63%) of the offenders in 'other facilities' have mandatory minimum terms (2,140 of 3,379).

Of these, 85% have mandatory minimum terms of 5 years or less.