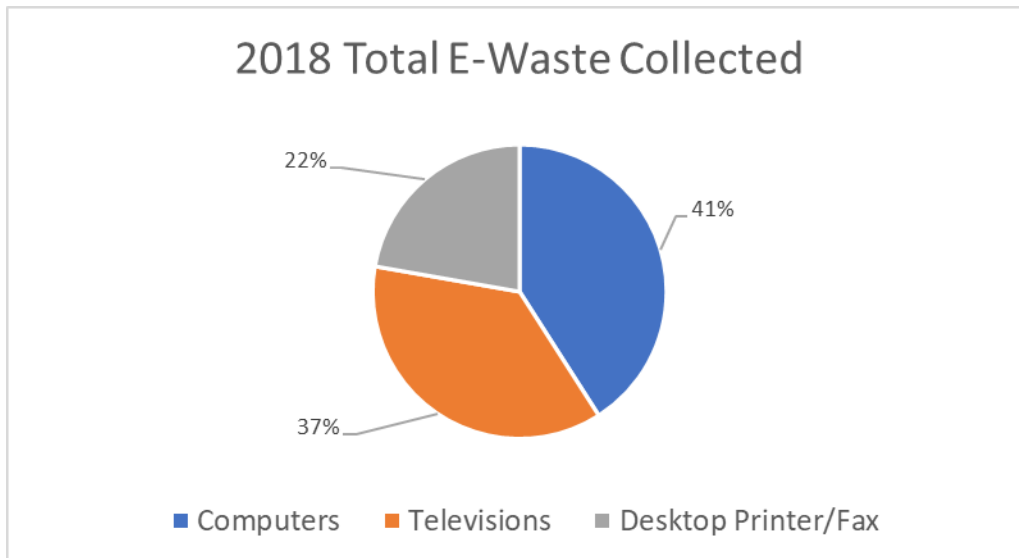
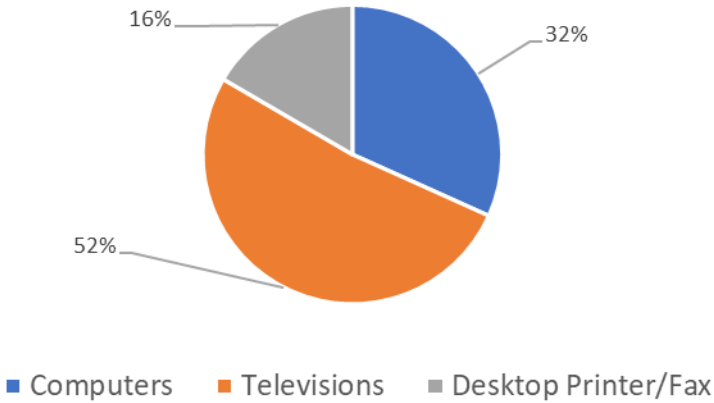


Program Year	Return Share Goal (million pounds)	Market Share Goal (million pounds)	Total Goal (Million Pounds)	Actual Collected (Million Pounds)
2011	20	28.7	48.7	46.2
2012	20	32.6	52.6	48.1
2013	16.3	32.6	48.9	38.6
2014	14.18	41.26	55.44	46.3
2015	11.74	45.37	57.11	46.3
2016	10.01	45.47	55.48	55.6
2017	9	44	53	53
2018	x	x	70	70
2019	x	x	57	57.7
2020	x	x	62	50.1
2021	x	x	52	53
2022	x	x	51.3	51.7
2023	x	x	53.5	
2024	x	x	52	

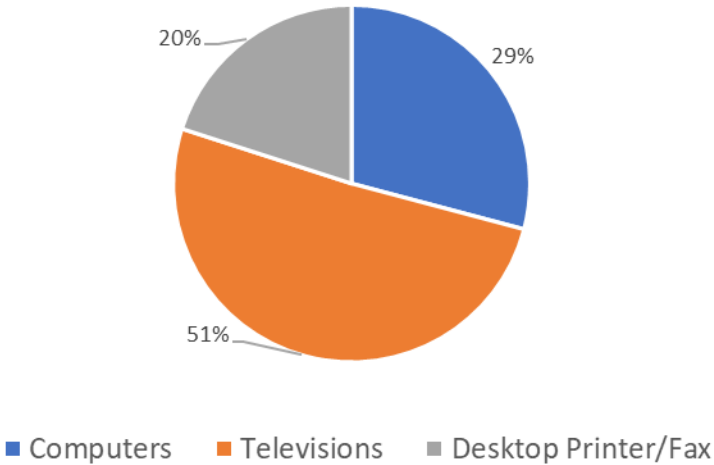
Beginning in 2018, revised reporting provisions of the law allowed DEP to track collections by CED type:



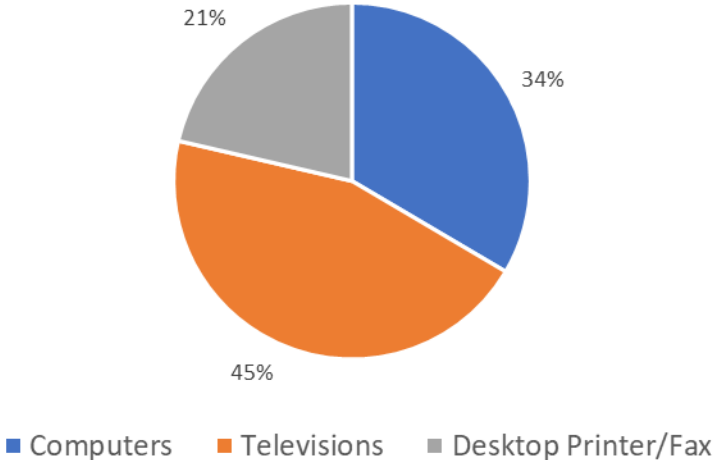
2019 Total E-Waste Collected



2020 Total E-Waste Collected



2021 Total E-Waste Collected



2022 Total E-Waste Collected

