





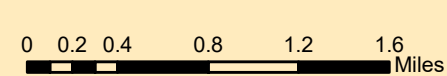


-  WMA Boundary
-  Exception
-  Conservation Easement
-  PSE&G 1-888-MARSHES
-  Viewing Platform
-  Parking

Abbots Meadow Wildlife Management Area
Salem County - Elsinboro Township
1,614 Acres



NJ Department of
 Environmental Protection
 NJ Division of Fish & Wildlife



NJDEP