



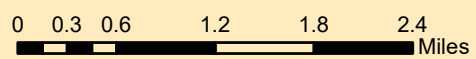


-  WMA Boundary
-  Boat Ramp
-  Parking
-  Viewing Platform

Egg Island Wildlife Management Area
 Cumberland County - Downe Township
 8,992 Acres



NJ Department of
 Environmental Protection
 NJ Division of Fish & Wildlife

