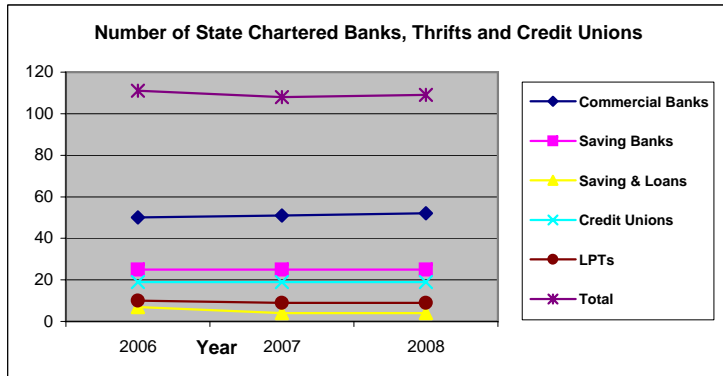
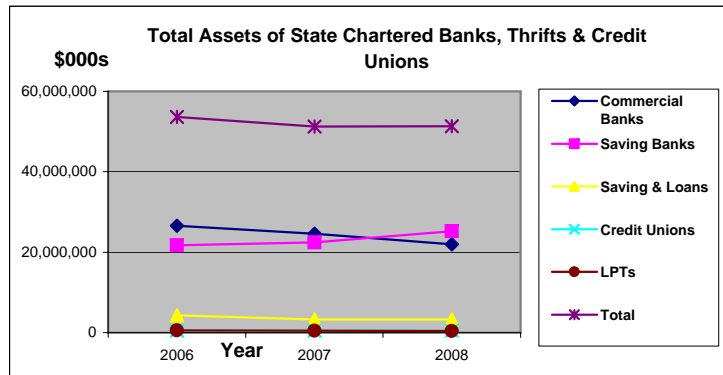


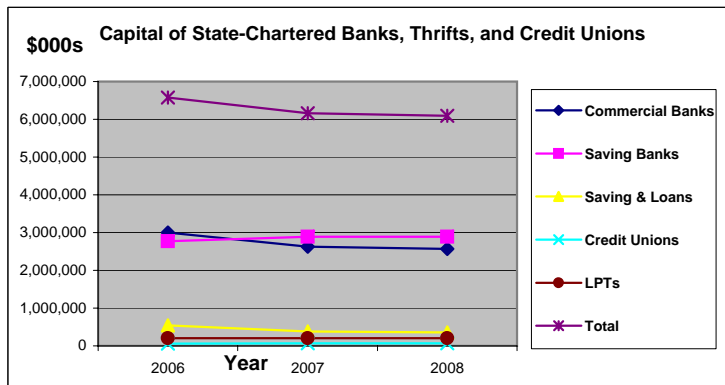
Summary Statistics of State-Chartered Banks, Thrifts and Credit Unions 12/31/2006 -- 12/31/2008



Type of Banks	31-Dec-06	31-Dec-07	31-Dec-08
	Number of Institutions	Number of Institutions	Number of Institutions
Commercial Banks	50	51	52
Saving Banks	25	25	25
Saving & Loans	7	4	4
Credit Unions	19	19	19
LPTs	10	9	9
Total	111	108	109

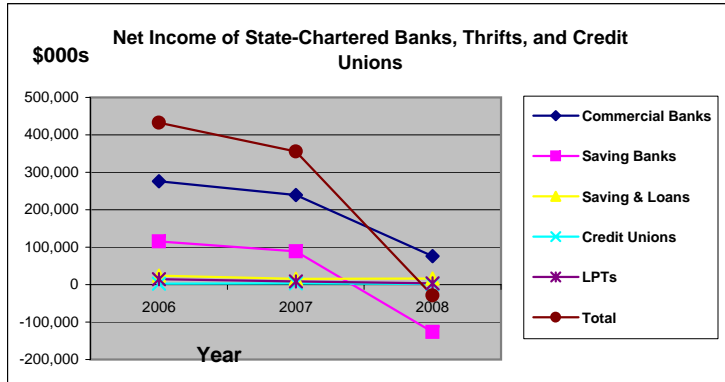


Type of Banks	31-Dec-06	31-Dec-07	31-Dec-08
	Total Assets (\$000s)	Total Assets (\$000s)	Total Assets (\$000s)
Commercial Banks	26,617,781	24,585,445	21,928,956
Saving Banks	21,685,419	22,435,980	25,235,041
Saving & Loans	4,301,659	3,247,410	3,227,835
Credit Unions	471,751	475,107	506,732
LPTs	557,518	514,103	410,972
Total	53,634,128	51,258,045	51,309,536

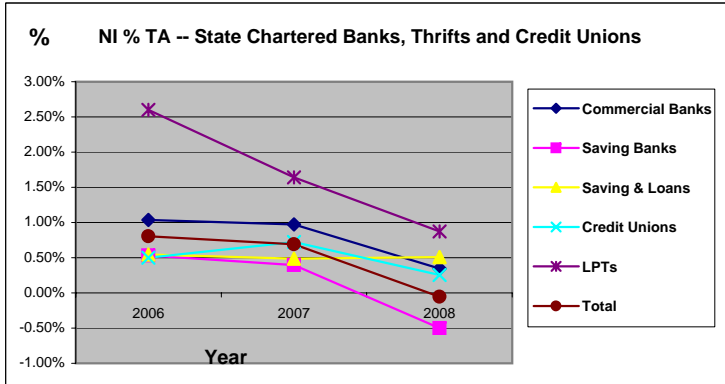


Type of Banks	31-Dec-06	31-Dec-07	31-Dec-08
	Total Capital (\$000s)	Total Capital (\$000s)	Total Capital (\$000s)
Commercial Banks	3,000,404	2,622,885	2,567,475
Saving Banks	2,770,554	2,887,918	2,889,352
Saving & Loans	540,920	379,785	360,033
Credit Unions	63,135	66,563	68,566
LPTs	204,654	201,080	206,489
Total	6,579,667	6,158,231	6,091,915

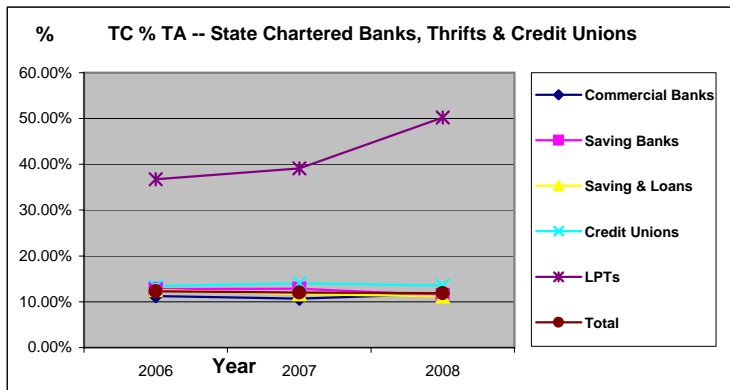
Summary Statistics of State-Chartered Banks, Thrifts and Credit Unions 12/31/2006 -- 12/31/2008



Type of Banks	31-Dec-06	31-Dec-07	31-Dec-08
	Net Income (\$000s)	Net Income (\$000s)	Net Income (\$000s)
Commercial Banks	276,226	239,099	75,839
Saving Banks	115,480	88,582	-126,118
Saving & Loans	23,512	15,733	16,407
Credit Unions	2,366	3,428	1,283
LPTs	14,486	8,429	3,579
Total	432,070	355,271	-29,010



Type of Banks	31-Dec-06	31-Dec-07	31-Dec-08
	Net Income % of Tot Assets	Net Income % of Tot Assets	Net Income % of Tot Assets
Commercial Banks	1.04%	0.97%	0.35%
Saving Banks	0.53%	0.39%	-0.50%
Saving & Loans	0.55%	0.48%	0.51%
Credit Unions	0.50%	0.72%	0.25%
LPTs	2.60%	1.64%	0.87%
Total	0.81%	0.69%	-0.06%



Type of Banks	31-Dec-06	31-Dec-07	31-Dec-08
	Tot Capital % of Tot Assets	Tot Capital % of Tot Assets	Tot Capital % of Tot Assets
Commercial Banks	11.27%	10.67%	11.71%
Saving Banks	12.78%	12.87%	11.45%
Saving & Loans	12.57%	11.70%	11.15%
Credit Unions	13.38%	14.01%	13.53%
LPTs	36.71%	39.11%	50.24%
Total	12.27%	12.01%	11.87%