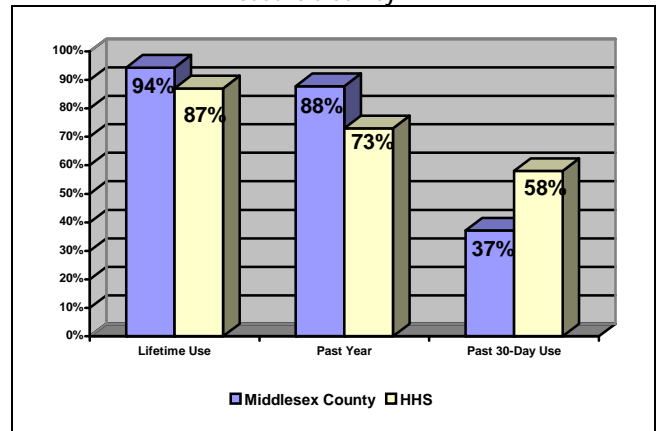


There were 1454 Middlesex County residents who went through the IDRC Education and Evaluation program in 2004. The following tables and graphs give demographic information about these clients. Clients' reported alcohol and other drug use characteristics are also described. Information was gathered from a mandatory self-administered questionnaire given during the IDRC classes and the counselors' screening/evaluation scoring forms.

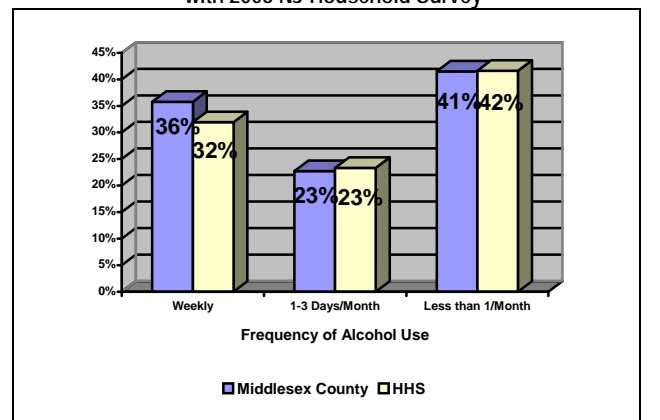
Middlesex County IDRC Client Demographics

	N	%
Gender		
Male	1207	83.1
Female	246	16.9
Age		
<21 (16-20)	103	7.1
21-24	208	14.3
25-34	418	28.8
35-49	550	37.9
50 and Over	172	11.9
Race/Ethnicity		
White (non-Hispanic)	943	66.9
Black (non-Hispanic)	91	6.5
Hispanic	252	17.9
Other	124	8.8
Education		
Less than High School	185	13.5
High School Graduate	630	46.1
Some College	300	21.9
College Graduate or Higher	253	18.5
Marital Status		
Single	701	49.5
Married	400	28.3
Divorced/Separated/Other	314	22.2
Household Income		
Under \$24,999	505	36.2
\$25,000-34,999	211	15.1
\$35,000-49,999	239	17.1
Over \$50,000	442	31.6
Employment Status		
Full-Time	992	70.2
Part-Time	131	9.3
Unemployed/Other	291	20.6

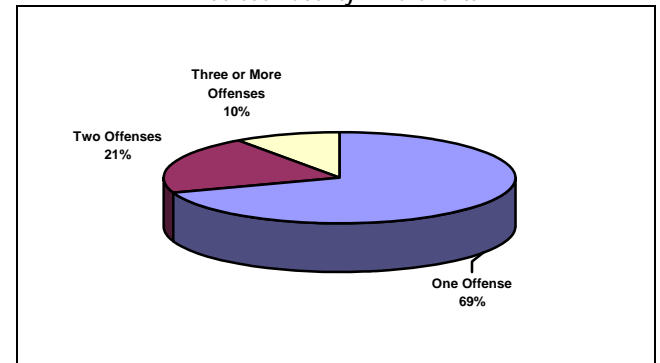
Alcohol Use by Middlesex County IDRC Clients Compared with 2004 NJ Household Survey



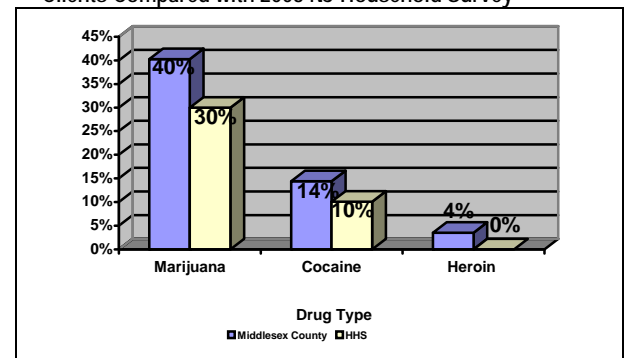
Frequency of Alcohol Use by Middlesex County Clients Compared with 2003 NJ Household Survey



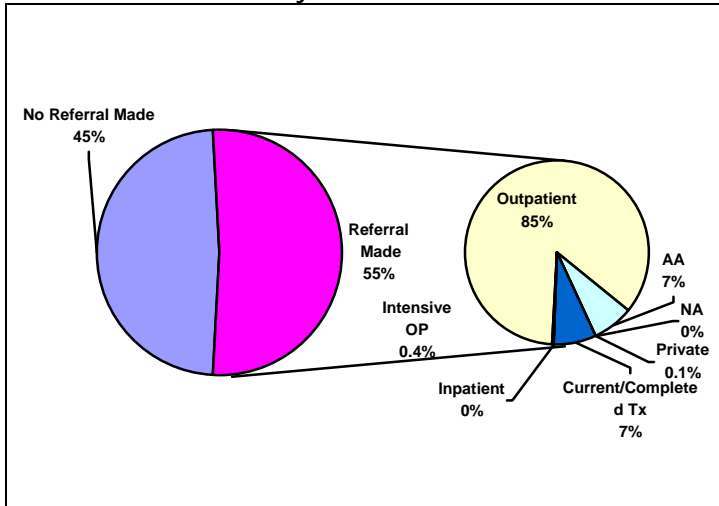
Number of Alcohol-Related Offenses on DMV Records of Middlesex County IDRC Clients



Lifetime Marijuana, Cocaine and Heroin Use by Middlesex County IDRC Clients Compared with 2003 NJ Household Survey



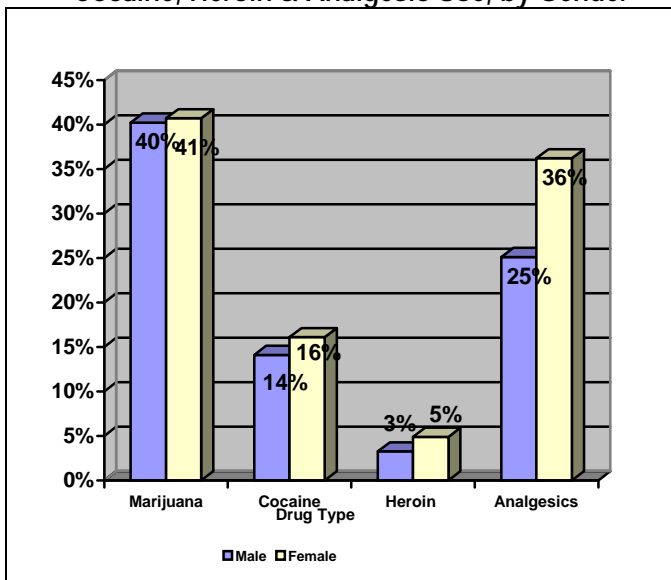
2004 Middlesex County Resident Referrals from IDRC



Clients' Treatment/Self-Help History by Screening Score and Referral Status

Treatment/Self-Help History	N	% Clients with Treatment History who Scored 9 or more*	% Clients with Treatment History who had Referral Made
AA in Lifetime	354	68.1	89.3
Currently in AA	180	70.0	95.0
NA Lifetime	139	70.5	90.7
Currently in NA	53	77.4	100.0
Treatment in Lifetime	240	69.2	91.7
Currently in Treatment	112	61.6	89.3

Middlesex County IDRC Clients' Lifetime Marijuana, Cocaine, Heroin & Analgesic Use, by Gender



Alcohol & Drug Abuse/Dependence by Demographics

	% Alcohol Abuse	% Alcohol Dependence	% Drug Abuse	% Drug Dependence
GENDER Male	65.8	15.5	9.6	2.2
Female	69.1	12.6	8.9	2.4
AGE <21	75.3	15.5	13.6	4.9
21-24	74.5	13.0	12.0	1.0
25-34	68.2	13.4	10.3	2.2
35-49	60.6	16.6	7.6	3.1
50 and Over	65.1	16.3	8.1	0.0
EDUCATION Less than high school	59.5	14.6	11.4	1.6
High school graduate	67.9	14.4	11.0	2.7
Some college	65.0	16.7	6.0	1.7
College graduate or higher	71.2	13.4	7.1	2.4
RACE/ETHNICITY White	67.9	13.5	10.0	2.8
Black	70.3	15.4	6.6	2.2
Hispanic	58.7	19.1	9.1	1.2
Other	68.6	16.1	5.7	0.0
EMPLOYMENT STATUS Employed Full-time	68.2	13.4	8.0	2.1
Employed part-time	71.0	15.3	11.5	1.5
Unemployed/other	59.1	19.9	13.8	3.4
INCOME Under \$10,000	60.2	17.5	16.9	2.4
\$10,000-24,999	62.2	17.7	11.5	3.2
\$25,000-34,999	66.4	15.2	9.0	2.8
\$35,000-49,999	69.5	12.6	7.1	2.5
\$50,000 +	70.6	13.4	6.1	1.4
OFFENSES 1 Lifetime Alcohol Offense on DMV Record	70.9	12.6	9.5	1.6
2 Lifetime Alcohol Offenses on DMV Record	59.1	18.2	9.8	4.1
3 or More Lifetime Alcohol Offenses on DMV Record	49.7	24.8	8.5	3.6

Middlesex County IDRC Clients' Self-Reported Illicit Drug Use

	Lifetime	Past Year	Past 30 days
Marijuana	40.3	10.3	1.9
Cocaine	14.4	2.9	0.3
Heroin	3.5	1.4	0.2
Analgesic	26.9	16.2	5.8
Hallucinogen	7.0	0.6	0.1
Club Drugs	5.8	0.8	0.1
Tranquilizer	7.5	3.2	1.1
Sedative	10.2	6.4	2.3
Stimulant	4.7	0.9	0.5
Inhalant	2.5	0.2	0.0
Methamphetamine	4.1	0.2	0.0
Anabolic Steroids	1.0	0.3	0.1

* RIASI Screening Score (Research Institute on Addictions Self Inventory): A DUI offender screening instrument created for and used by the State of New York in its Stop DWI Programs. Included are 41 True/False questions and 8 multiple response questions, each worth 1 point each. The questions cover several factors of substance dependence: classic symptoms, family history, risk-taking behavior, psychological factors, interpersonal competence, health, and alcohol beliefs. It was considered a positive screen if the client scores a 9 or above.