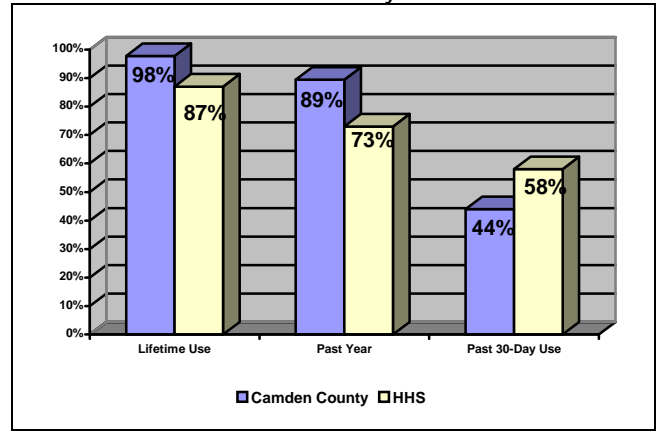


There were 1569 Camden County residents who went through the IDRC Education and Evaluation program in 2006. The following tables and graphs give demographic information about these clients. Clients' reported alcohol and other drug use characteristics are also described. Information was gathered from a mandatory self-administered questionnaire given during the IDRC classes and the counselors' screening/evaluation scoring forms.

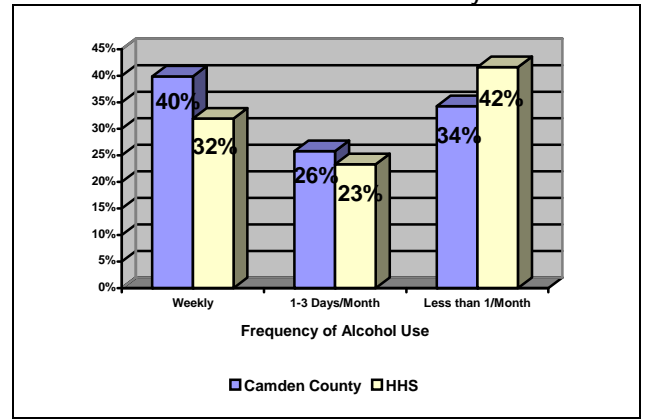
Camden County IDRC Client Demographics

	N	%
<b>Gender</b>		
Male	1292	82.4
Female	277	17.7
<b>Age</b>		
<21 (16-20)	113	7.2
21-24	245	15.6
25-34	444	28.3
35-49	555	35.4
50 and Over	212	13.5
<b>Race/Ethnicity</b>		
White (non-Hispanic)	1097	71.3
Black (non-Hispanic)	198	12.9
Hispanic	171	11.1
Other	73	4.7
<b>Education</b>		
Less than High School	228	15.3
High School Graduate	636	42.7
Some College	350	23.5
College Graduate or Higher	277	18.6
<b>Marital Status</b>		
Single	809	52.6
Married	392	25.5
Divorced/Separated/Other	338	22.0
<b>Household Income</b>		
Under \$25,000	508	33.3
\$25,000-34,999	213	14.0
\$35,000-49,999	293	19.2
Over \$50,000	511	33.5
<b>Employment Status</b>		
Full-Time	1113	72.3
Part-Time	142	9.2
Unemployed/Other	285	18.5

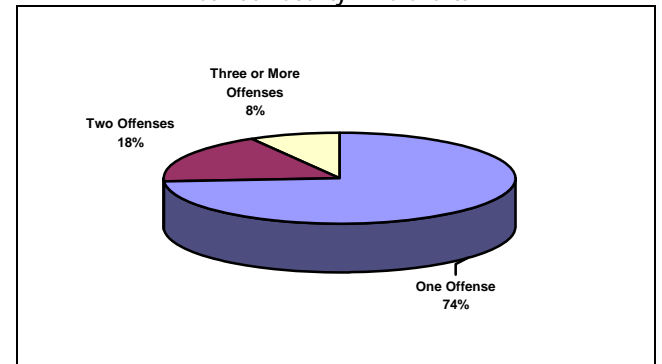
Alcohol Use by Camden County IDRC Clients Compared with 2003 NJ Household Survey



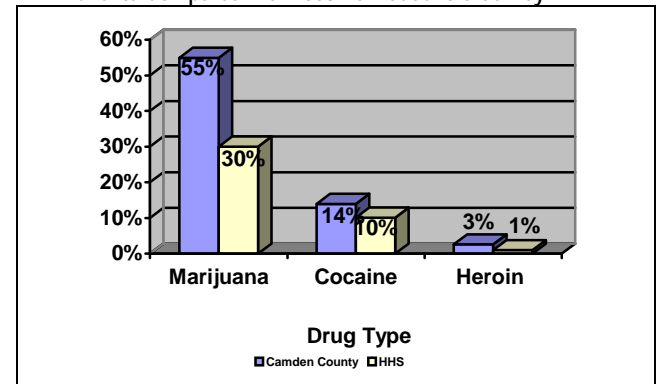
Frequency of Alcohol Use by Camden County Clients Compared with 2003 NJ Household Survey



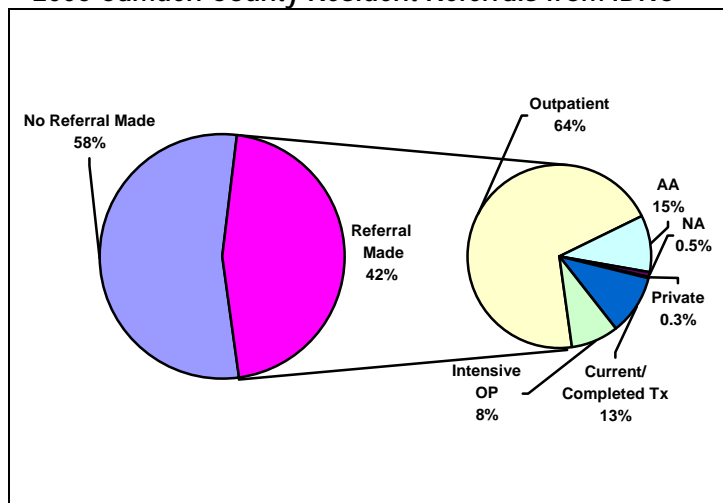
Number of Alcohol-Related Offenses on DMV Records of Camden County IDRC Clients



Lifetime Marijuana, Cocaine and Heroin Use by Camden County IDRC Clients Compared with 2003 NJ Household Survey



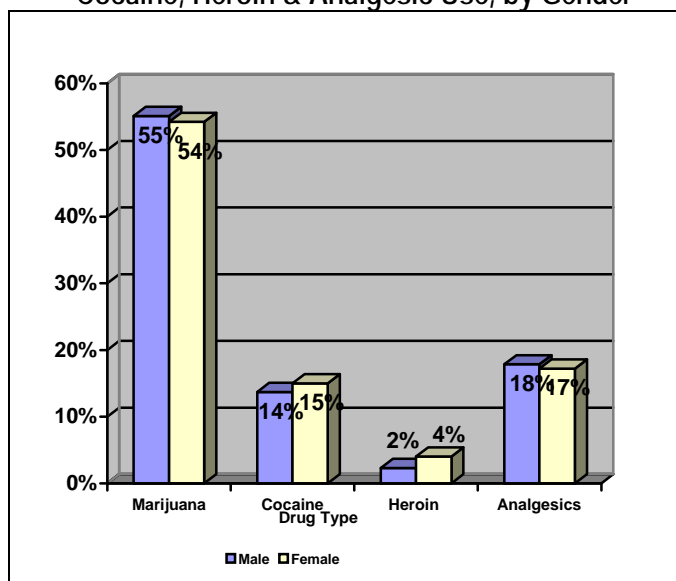
## 2006 Camden County Resident Referrals from IDRC



## Clients' Treatment/Self-Help History by Screening Score and Referral Status

Treatment/Self-Help History	N	% Clients with Treatment History who Scored 9 or more*	% Clients with Treatment History who had Referral Made
AA in Lifetime	330	62.4	73.6
Currently in AA	142	65.5	76.8
NA Lifetime	145	75.2	71.0
Currently in NA	53	79.3	71.7
Treatment in Lifetime	229	68.1	76.9
Currently in Treatment	68	69.1	72.1

## Camden County IDRC Clients' Lifetime Marijuana, Cocaine, Heroin & Analgesic Use, by Gender



\* RIASI Screening Score (Research Institute on Addictions Self Inventory): A DUI offender screening instrument created for and used by the State of New York in its Stop DWI Programs. Included are 41 True/False questions and 8 multiple response questions, each worth 1 point each. The questions cover several factors of substance dependence: classic symptoms, family history, risk-taking behavior, psychological factors, interpersonal competence, health, and alcohol beliefs. It was considered a positive screen if the client scores a 9 or above.

## Alcohol & Drug Abuse/Dependence by Demographics

	% Alcohol Abuse	% Alcohol Dependence	% Drug Abuse	% Drug Dependence
<b>GENDER</b> Male	80.1	12.5	8.1	1.4
Female	78.7	12.3	7.6	3.3
<b>AGE</b> <21	83.2	15.0	20.4	0.9
21-24	80.4	15.1	9.8	3.7
25-34	77.0	15.1	6.8	1.1
35-49	80.4	9.7	6.7	1.8
50 and Over	82.1	9.4	5.7	0.9
<b>EDUCATION</b> Less than high school	81.6	7.9	10.5	1.8
High school graduate	79.3	13.2	9.6	2.2
Some college	80.3	14.0	5.4	2.0
College graduate or higher	84.5	10.8	5.8	0.7
<b>RACE/ETHNICITY</b> White	80.0	12.7	7.8	1.8
Black	77.8	14.7	10.6	2.0
Hispanic	80.7	12.3	7.6	1.8
Other	90.4	5.5	6.9	0.0
<b>EMPLOYMENT STATUS</b> Employed Full-time	81.6	12.5	6.8	1.4
Employed part-time	86.6	10.6	10.6	0.7
Unemployed/other	73.3	13.3	11.9	3.5
<b>INCOME</b> Under \$10,000	77.8	11.1	11.7	2.8
\$10,000-24,999	82.6	9.2	10.1	1.5
\$25,000-34,999	72.8	18.3	9.4	2.8
\$35,000-49,999	80.9	12.0	6.1	1.0
\$50,000 +	83.0	12.5	5.9	1.6
<b>OFFENSES</b> 1 Lifetime Alcohol Offense on DMV Record	85.0	12.6	8.2	1.7
2 Lifetime Alcohol Offenses on DMV Record	63.4	11.5	7.2	2.2
3 or More Lifetime Alcohol Offenses on DMV Record	70.0	12.3	8.5	0.8

## Camden County IDRC Clients' Self-Reported Illicit Drug Use

	Lifetime	Past Year	Past 30 days
Marijuana	54.9	16.0	3.7
Cocaine	14.0	4.5	0.4
Heroin	2.6	2.0	0.2
Analgesic	17.8	15.0	5.8
Hallucinogen	6.5	1.4	0.2
Club Drugs	4.5	0.7	0.0
Tranquilizer	4.5	2.6	0.7
Sedative	9.0	8.2	2.9
Stimulant	4.3	1.1	0.2
Inhalant	2.9	1.0	0.6
Methamphetamine	5.1	0.7	0.2
Anabolic Steroids	1.6	1.8	1.5