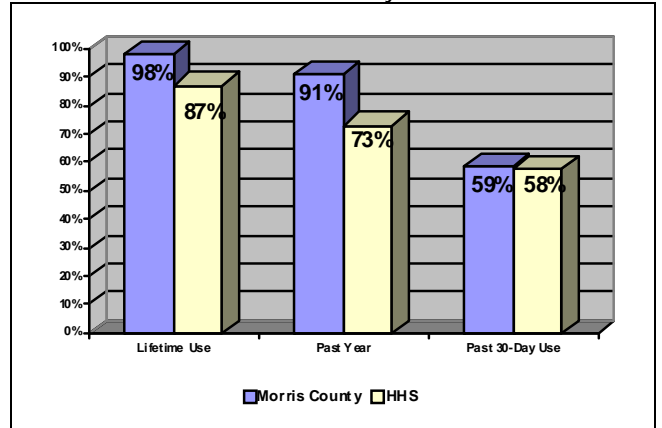


There were 1,094 Morris County residents who went through the Intoxicated Driver Resource Center program in 2007. The following tables and graphs give demographic information about these clients. Clients' reported alcohol and other drug use characteristics are also described. Information was gathered from a mandatory self-administered questionnaire given during the IDRC classes and the counselors' screening/scoring forms.

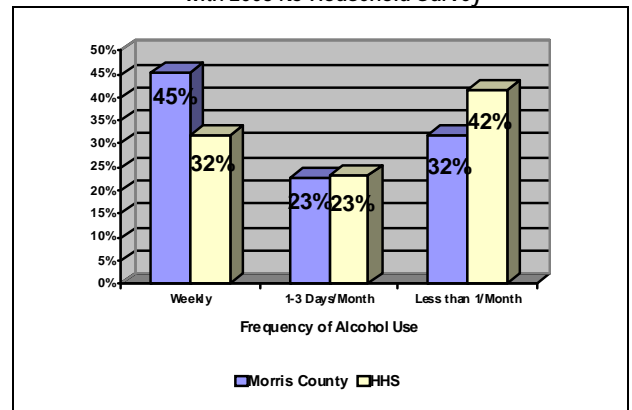
Morris County IDRC Client Demographics

	N	%
Gender		
Male	856	78.2
Female	238	21.8
Age		
<21 (16-20)	145	13.3
21-24	182	16.6
25-34	262	24.0
35-49	357	32.6
50 and Over	148	13.5
Race/Ethnicity		
White (non-Hispanic)	820	77.9
Black (non-Hispanic)	28	2.7
Hispanic	157	14.9
Other	48	4.6
Education		
Less than High School	100	9.7
High School Graduate	380	36.7
Some College	271	26.2
College Graduate or Higher	284	27.4
Marital Status		
Single	549	52.6
Married	255	24.5
Divorced/Separated/Other	239	22.9
Household Income		
Under \$25,000	277	26.8
\$25,000-34,999	97	9.4
\$35,000-49,999	149	14.4
Over \$50,000	509	49.3
Employment Status		
Full-Time	687	65.2
Part-Time	131	12.4
Unemployed/Other	235	22.3

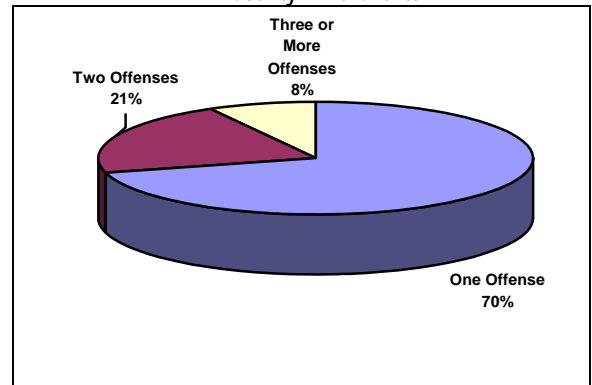
Alcohol Use by Morris County IDRC Clients Compared with 2003 NJ Household Survey



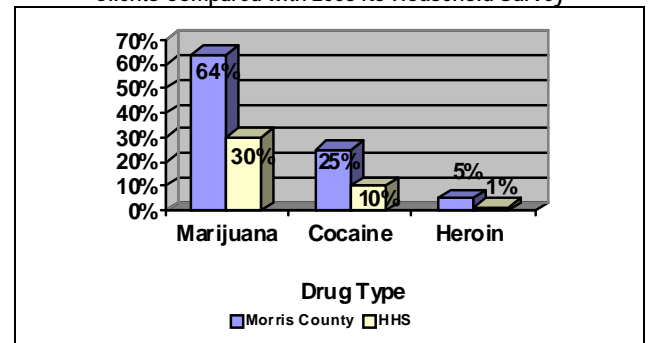
Frequency of Alcohol Use by Morris County IDRC Clients Compared with 2003 NJ Household Survey



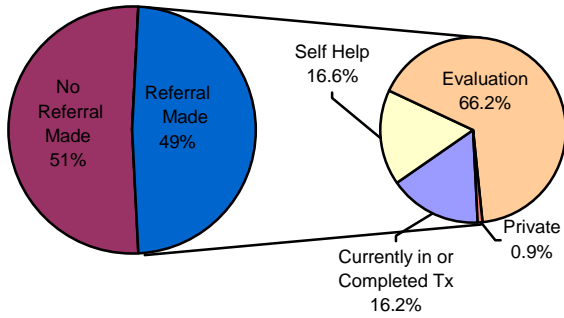
Number of Alcohol-Related Offenses on DMV Records of Morris County IDRC Clients



Lifetime Marijuana, Cocaine and Heroin Use by Morris County IDRC Clients Compared with 2003 NJ Household Survey



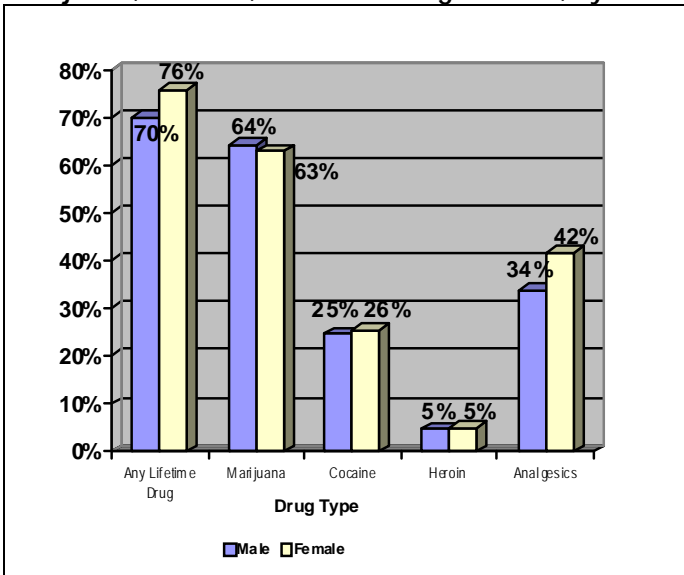
2007 Morris County Resident Referrals from IDRC



Clients' Treatment/Self-Help History by Screening Score and Referral Status

Treatment/Self-Help History	N	% Clients with Treatment History who Scored 9 or more*	% Clients with Treatment History who had Referral Made
AA in Lifetime	319	77.7	84.6
Currently in AA	139	77.7	95.7
NA Lifetime	150	84.7	83.3
Currently in NA	43	88.4	95.4
Treatment in Lifetime	263	78.7	87.1
Currently in Treatment	78	82.1	89.7

Morris County IDRC Clients' Lifetime Drug Use including Marijuana, Cocaine, Heroin & Analgesic Use, by Gender



Morris County IDRC Clients' Demographic Criteria by Referral, Lifetime Drug Use, Two or More Offenses, Tobacco Use and Screening Score Cutoff

	Referral Made	Lifetime Drug	2 or more Offenses	Use Tobacco Products	Screening Score Above Cutoff	
GENDER	Male	50.0	70.3	31.0	51.6	58.5
	Female	45.4	75.6	24.1	58.4	47.9
AGE	<21	51.0	83.5	8.4	58.6	69.7
	21-24	39.0	77.5	16.0	61.0	59.3
	25-34	43.5	67.9	25.6	56.0	53.4
	35-49	54.6	69.5	40.9	49.6	52.4
	50 and Over	55.4	63.5	46.0	41.0	53.4
EDUCATION	Less than high school	53.0	59.0	24.0	47.5	71.0
	High school graduate	57.9	75.8	34.5	61.2	64.0
	Some college	47.6	77.5	27.0	57.9	56.5
	College graduate or higher	38.0	70.8	26.9	42.1	42.3
RACE/ETHNICITY	White	50.2	76.8	30.8	57.7	56.1
	Black	35.7	78.6	28.6	60.7	60.7
	Hispanic	44.0	49.7	25.6	32.3	59.9
	Other	41.7	66.7	10.4	47.9	43.8
EMPLOYMENT STATUS	Employed Full-time	44.8	70.7	29.2	51.2	53.6
	Employed part-time	48.1	77.1	20.8	58.5	65.7
	Unemployed/other	57.5	75.3	31.9	56.7	59.6
INCOME	Under \$25,000	57.0	69.6	28.8	58.6	66.1
	\$25,000-34,999	44.3	70.1	32.0	58.8	57.7
	\$35,000-49,999	51.7	68.5	32.9	59.5	50.3
	\$50,000 +	44.0	76.8	27.9	47.8	53.8

Morris County IDRC Clients' Self-Reported Illicit Drug Use

	Lifetime	Past Year	Past 30 days
Marijuana	63.8	23.1	6.4
Cocaine	24.9	7.2	0.9
Heroin	4.8	2.7	0.5
Analgesic	35.5	20.6	6.9
Hallucinogen	13.8	1.5	0.0
Club Drugs	11.3	1.9	0.0
Tranquilizer	10.0	4.7	1.5
Sedative	17.0	11.9	4.8
Stimulant	8.7	2.2	1.4
Inhalant	6.5	1.1	0.2
Methamphetamine	4.6	0.7	0.1
Anabolic Steroids	1.7	0.7	0.1