

Census of Fatal Occupational Injuries (CFOI) New Jersey – 2015



Public Health Services
Division of Epidemiology, Environmental, and Occupational Health
Environmental and Occupational Health Surveillance Program

Fatal Occupational Injury Characteristics, 2015

- Total Number in NJ: 97
Total Number in US: 4,836
- 95 were men
- Age (years)
 - 20-24 5 (5%)
 - 25-34 13 (13%)
 - 35-44 19 (20%)
 - 45-54 21 (22%)
 - 55-64 29 (30%)
 - ≥ 65 10 (10%)
- Race or Ethnic Origin
 - White, non-Hispanic 52 (54%)
 - Black, non-Hispanic 14 (14%)
 - Hispanic/Latino 22 (23%)
 - Asian 9 (9%)
- 86 (89%) worked for private industry

Number of Fatal Occupational Injuries by Year 2008-2015

Year	Number of Cases
2008	92
2009	99
2010	81
2011	99
2012	92
2013	102
2014	87
2015	97

Fatal Occupational Injury Case Definition

A fatal injury is considered work-related if the event leading to the injury occurred while the employee was working, either on or off the employer’s premises.

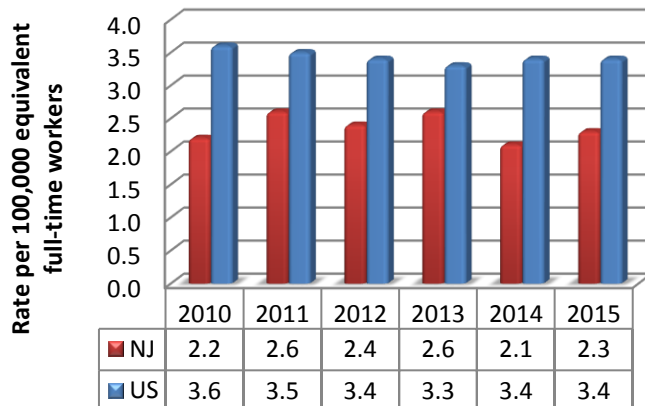
The following categories are some of the individuals included:

- Private and government employees
- Self-employed persons
- Certain volunteers (firefighters, law enforcement officers, emergency medical service workers)
- Persons traveling as a condition of employment, but not normal commuting to or from work

For technical information and definitions for the CFOI program, please go to the BLS Handbook of Methods on the BLS web site at www.bls.gov/opub/hom/pdf/homch9.pdf.

Incidence Rates

Rates of Fatal Work-Related Injuries United States and New Jersey, 2010-2015



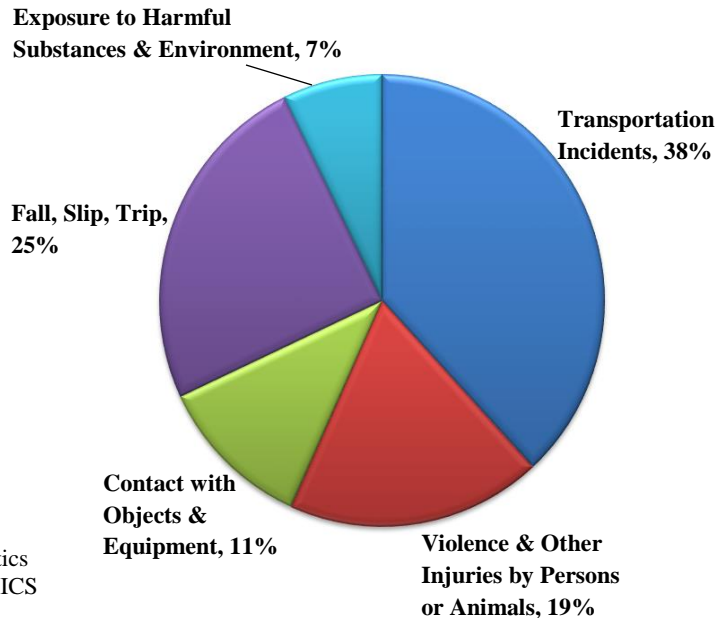
New Jersey rates have been consistently lower than national rates.

Source: U.S. Bureau of Labor Statistics, Census for Fatal Occupational Injuries

Event or Exposure*
Fatal Work-Related Injuries
New Jersey – 2015
N = 97

- The largest proportion of workplace fatalities were a result of Transportation Incidents (38%)

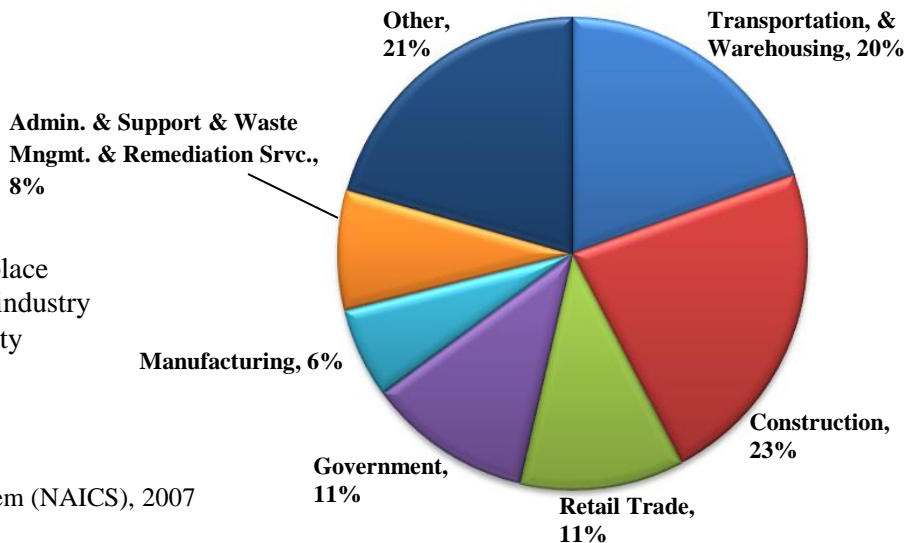
*Based on the BLS Occupational Injury and Illness Classification System (OIICS) 2.01 implemented for 2011 data forward
Changes to the OIICS Structure: Information in this release incorporates a major revision in the Occupational Injury and Illness Classification System (OIICS), which is used to describe the characteristics of fatal work injuries. Because of the extensive revisions, data for the OIICS case characteristics for reference year 2011 represent a break in series with data for prior years. More information on OIICS can be found at www.bls.gov/iif/oshoiics.htm



Industries*
Fatal Work-Related Injuries
New Jersey – 2015
N = 97

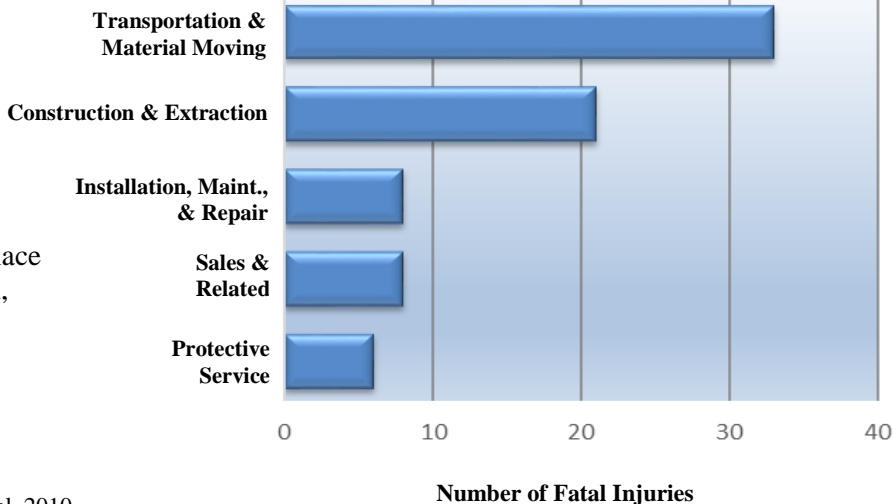
- The largest proportion (23%) of workplace fatalities occurred in the Construction industry
 - 10 of these occurred among Specialty Trade Contractors

* North American Industry Classification System (NAICS), 2007



Selected Occupations*
Fatal Work-Related Injuries
New Jersey – 2015
N = 97

- The largest proportion (34%) of workplace fatalities occurred in the Transportation, & Material Moving occupations
 - 15 of these occurred among Motor Vehicle Operators



*Standard Occupational Classification (SOC) Manual, 2010