

**Mercer County Community College
Institutional Profile, 2014**

	<u>Page(s)</u>
I. Table of Contents	1
Preface	2
II. Accreditation Status	
A. Institutional Accreditations	3
Professional Accreditations	3
B. 1. Number of undergraduates by attendance status	4
3. Number of non-credit students served	4
4. Unduplicated number of students for entire academic year	4
C. Characteristics of Undergraduate Students	
2: Remediation/Development Education	5
3.a: Undergraduate Enrollment by Race/Ethnicity – Summary and Graph	6
3.b: Undergraduate Enrollment by Gender – Summary and Graph	7
3.c: Undergraduate Enrollment by Age – Summary and Graph	8
4: Financial Aid from State-funded Programs	9
5: Undergraduate Enrollment by State of Residence	9
D. Student Outcomes	
1.b: Two-Year Graduation Rate of Fall 2010 Full-time First-time Degree/Certificate Seeking Students	10
1.c: Three-Year Graduation and Transfer Rates of Fall 2010 Full-time First-time Degree/Certificate Seeking Students by Race/Ethnicity	10
2.a: Third Semester Retention of First-time Undergraduates, Fall 2012 to Fall 2013	10
E. Faculty Characteristics	
1: Full-time Faculty by Race/Ethnicity, Gender and Academic Rank Fall 2013	11
2: Percentage of Course Sections Taught by Full-Time Faculty, Fall 2013	11
3: Ratio of Full- to Part-time Faculty, Fall 2013	11
F. Characteristics of the Trustees	
1: Race/Ethnicity and Gender of the Members of the Board of Trustees	12
2: Members of the Board of Trustees	12
3: URL of Web site for Board of Trustees	12
G. Profile of the Institution	13
Degree and Certificate Programs	13
List of Credit Programs by Degree Type	14-15
H. Major Research and Public Service Activities	16
I. Major Capital Projects	17

Preface

Attached herewith is the 2014 Institutional Profile for Mercer County Community College. This information provides a snapshot of the state of our institution.

A handwritten signature in black ink, reading "Patricia C. Donohue", written in a cursive style. The signature is positioned above a horizontal line.

Dr. Patricia C. Donohue

President

A. Accreditation Status

Institutional Accreditations

Mercer was initially accredited in 1970, and this accreditation was renewed for ten years in 1975, 1985 and again in 1995. Mercer was most recently granted ten-year re-accreditation in 2005 by the Commission on Higher Education of the Middle States Association of Colleges and Schools, and the State of New Jersey's Board of Higher Education has authorized Mercer to award the associates degree. The Periodic Review Report (PRR) was filed in May 2010; it provided a comprehensive overview of institutional progress since the College's decennial self-study and team visit in 2005 and its progress letters in 2007 and 2008. The June 2010 PRR was accepted and accreditation re-affirmed to 2015 with no further reports due.

Professional Accreditations

The New Jersey Board of Nursing approves and the Accreditation Commission for Education in Nursing (ACEN) accredits the college's Associate Degree Nursing program. The Radiography program is accredited by the Joint Review Committee on Education in Radiologic Technology and approved by the New Jersey Radiologic Technology Board of Examiners. The Medical Laboratory Technology program is accredited by the National Accrediting Agency of Clinical Laboratory Sciences. The Commission on Accreditation in Physical Therapist Education of the American Physical Therapy Education has given accreditation to the Physical Therapist Assistant program. The American Bar Association accredits the Legal Assistant program. The Technology Accreditation Commission of the Accreditation Board for Engineering & Technology accredits the Civil Engineering Technology program. The American Board of Funeral Service Education accredits the Funeral Services program. Mercer's Aviation Flight Technology program became the first two-year aviation program in the nation to be accredited by the Aviation Accreditation Board International.

Mercer
Table II.B.1:
Undergraduate Credit Enrollment by Attendance Status, Fall 2013

<u>Full-time</u>		<u>Part-time</u>		<u>Total</u>
<u>Num</u>	<u>Pct</u>	<u>Num</u>	<u>Pct</u>	
3,093	36.4%	5,408	63.6%	8,501

Source: IPEDS Fall Enrollment Survey

Mercer
Table II.B.3:
Non-Credit Enrollment, FY 2013

	Total Number of Registrations¹	Unduplicated Headcount	Total Clock Hours (One Clock Hour = 60 minutes)	Total FTEs²
Open Enrollment	16,050	6,553	357,628	795
Customized Training	6,597		29,166	65

¹Includes all registrations in any course that started on July 1, 2012 through June 30, 2013

²FTEs were computed by converting clock hours to credit hours (by dividing by 15), then converting credit hours to FTEs (dividing by 30).

Source: SURE Non-credit Open Enrollment file and NJ IPEDS Form #31, Customized Training.

Mercer
Table II.B.4:
Unduplicated Enrollment, FY 2013

<u>Headcount Enrollment</u>	<u>Credit Hours</u>	<u>FTE</u>
11,970	171,839	5,728

Source: IPEDS 12-Month Enrollment Survey

Mercer

II.C.2 REMEDIATION / DEVELOPMENT EDUCATION

- 1 **Name of basic skills placement test administered and criteria (if any) for selecting test takers in Fall 2013**

Accuplacer

- 2 **Total number of undergraduate students enrolled in Fall 2013**

Total Fall 2013 Undergraduate enrollment	Number of students enrolled in one or more remedial courses	% of total
8,501	1,846	21.7%

Total enrollment = includes all students, FT, PT, returning, transfers, etc.

- 3 **Total number of First-time, Full-time (FTFT) matriculated students enrolled in remediation in Fall 2013**

Total number of FTFT Students	No. of FTFT students enrolled in one or more remedial courses	% of Total
1,190	657	55.2%

- 4 **First-time, Full-time matriculated students (FTFT) enrolled in remediation in Fall 2013 by subject area.**

Subject area	No. enrolled	% of all FTFT enrolled in:
Reading	428	36%
Writing	522	43.9%
Math Computation	422	35.5%
Elem. Algebra	201	16.9%

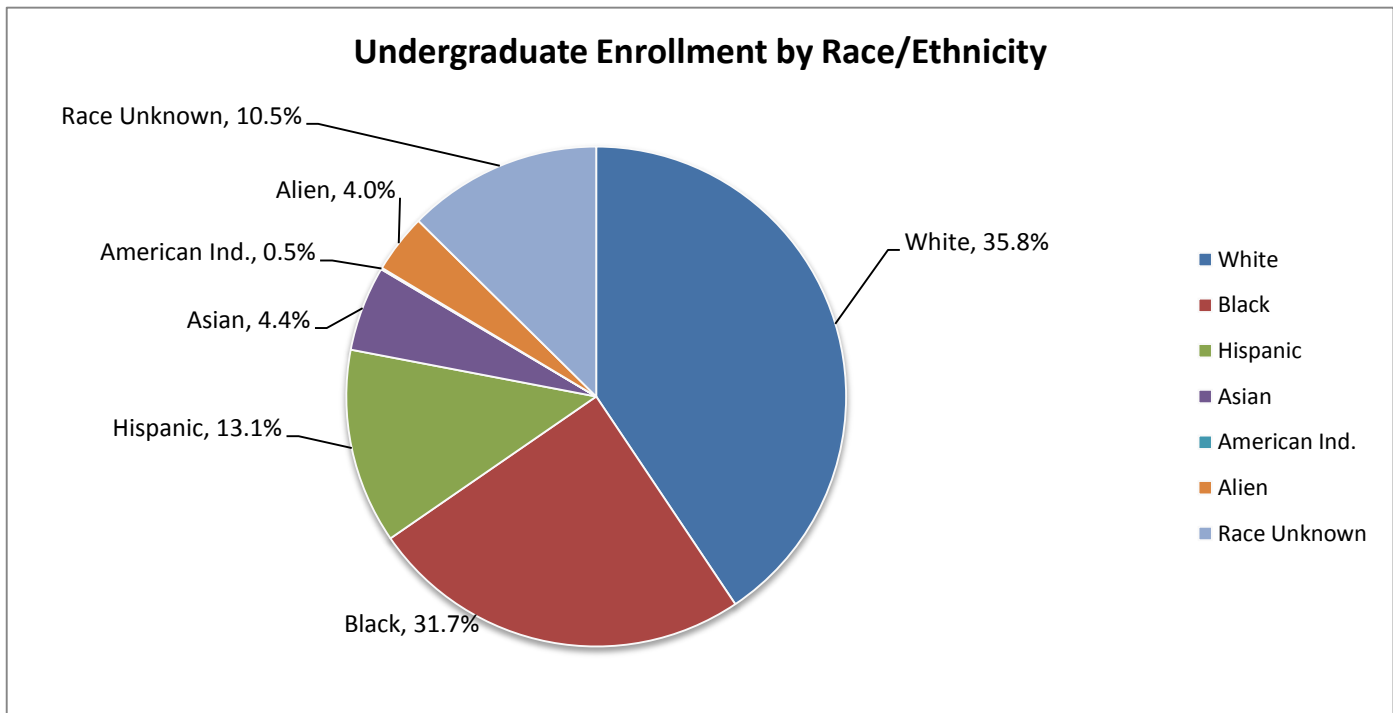
Source: SURE Fall Enrollment File

**Table II.C.3.a:
Undergraduate Enrollment by Race/Ethnicity, Fall 2013**

	<u>White</u>		<u>Black</u>		<u>Hispanic</u>		<u>Asian*</u>		<u>Amer.Ind.</u>		<u>Alien</u>		<u>Race Unknown*</u>		<u>Total</u>	
	<u>Num</u>	<u>Pct</u>	<u>Num</u>	<u>Pct</u>	<u>Num</u>	<u>Pct</u>	<u>Num</u>	<u>Pct</u>	<u>Num</u>	<u>Pct</u>	<u>Num</u>	<u>Pct</u>	<u>Num</u>	<u>Pct</u>	<u>Num</u>	<u>Pct</u>
Full-time	1,176	38.0%	918	29.7%	455	14.7%	129	4.2%	16	0.5%	164	5.3%	235	7.6%	3,093	100.0%
Part-time	1,866	34.5%	1,779	32.9%	659	12.2%	241	4.5%	25	0.5%	178	3.3%	660	12.2%	5,408	100.0%
Total	3,042	35.8%	2,697	31.7%	1,114	13.1%	370	4.4%	41	0.5%	342	4.0%	895	10.5%	8,501	100.0%

*Note: Asian includes Pacific Islanders and Unknown includes 2 or More Races.

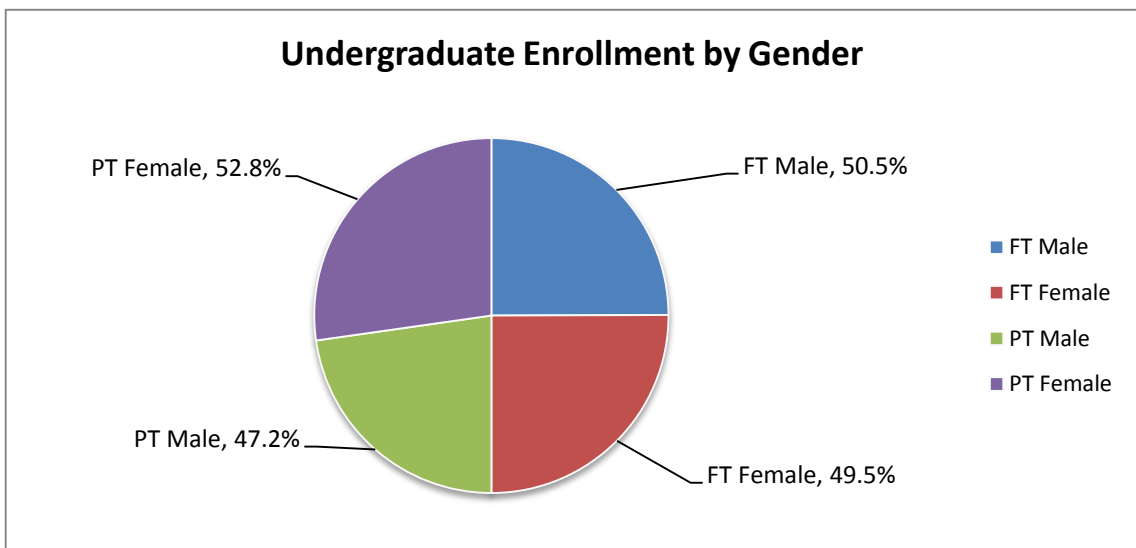
Source: IPEDS Fall Enrollment Survey



Mercer
Table II.C.3.b:
Undergraduate Enrollment by Gender, Fall 2013

<u>Full-time</u> <u>Male</u>	<u>Pct</u>	<u>Full-time</u> <u>Female</u>	<u>Pct</u>	<u>Full-time</u> <u>Total</u>	<u>Part-time</u> <u>Male</u>	<u>Pct</u>	<u>Part-time</u> <u>Female</u>	<u>Pct</u>	<u>Part-time</u> <u>Total</u>	<u>Total</u> <u>Male</u>	<u>Pct</u>	<u>Total</u> <u>Female</u>	<u>Pct</u>	<u>Total</u>
1,561	50.5%	1,532	49.5%	3,093	2,555	47.2%	2,853	52.8%	5,408	4,116	48.4%	4,385	51.6%	8,501

Source: IPEDS Fall Enrollment Survey



Mercer
Table II.C.3.c:
Undergraduate Enrollment by Age, Fall 2013

		<u>LT 18</u>	<u>18-19</u>	<u>20-21</u>	<u>22-24</u>	<u>25-29</u>	<u>30-34</u>	<u>35-39</u>	<u>40-49</u>	<u>50-64</u>	<u>65+</u>	<u>Unknown</u>	<u>Total</u>
Full-time	Num	17	1,394	794	341	236	89	70	97	52	2	1	3,093
	Pct	0.5%	45.1%	25.7%	11.0%	7.6%	2.9%	2.3%	3.1%	1.7%	0.1%	0.0%	100.0%
Part-time	Num	230	644	1,049	1,037	845	479	343	479	245	52	5	5,408
	Pct	4.3%	11.9%	19.4%	19.2%	15.6%	8.9%	6.3%	8.9%	4.5%	1.0%	0.1%	100.0%
Total	Num	247	2,038	1,843	1,378	1,081	568	413	576	297	54	6	8,501
	Pct	2.9%	24.0%	21.7%	16.2%	12.7%	6.7%	4.9%	6.8%	3.5%	0.6%	0.1%	100.0%

Source: IPEDS Fall Enrollment Survey

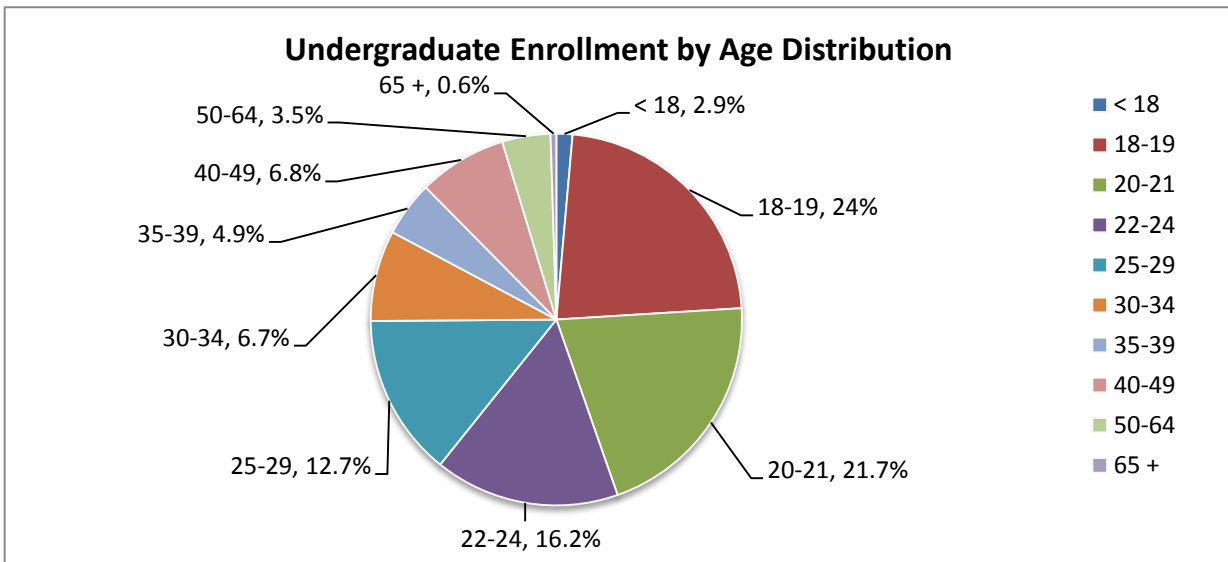


Table II.C.4:
Financial Aid from State, Federal & Institution-Funded Programs, AY 2012-13

<u>State Programs</u>	<u>Recipients</u>	<u>Dollars(\$)</u>	<u>\$/Recipient</u>
TAG	1,224	1,751,000	1,430.56
EOF	214	193,000	901.87
Outstanding Scholars (OSRP)			-
Distinguished Scholars	1	1,000	1,000
Urban Scholars	1	1,000	1,000
NJCLASS Loans	8	51,000	6,375.00
NJ STARS	64	170,000	2,656.25

<u>Federal Programs</u>	<u>Recipients</u>	<u>Dollars(\$)</u>	<u>\$/Recipient</u>
Pell Grants	3,704	11,315,000	3,054.81
College Work Study	90	140,000	1,555.56
Perkins Loans			-
SEOG	459	155,000	337.69
PLUS Loans Stafford			-
Loans(subsidized) Stafford Loans	1,080	3,211,000	2,973.15
(Unsubsidized) SMART & ACG or other	753	2,283,000	3,031.87

<u>Institutional Programs</u>	<u>Recipients</u>	<u>Dollars(\$)</u>	<u>\$/Recipient</u>
Grants / Scholarships	15	8,000	533.33
Loans			-

Source: NJIPEDS Form #41 Student Financial Aid Report

Mercer
Table II.C.5
Total First-time Undergraduates in Fall 2013 Enrollment
By State Residence

<u>State Residents</u>	<u>Non-State Residents</u>	<u>Total</u>	<u>% State Residents</u>
2,111	40	2,151	98.1%

Source: IPEDS Fall Enrollment Survey Part C

D. Student Outcomes

**Mercer
Table
II.D.1.b
Two-Year Graduation Rate of Fall 2010 Full-time First-time Degree/Certificate
Seeking Students**

	<u>Total</u>	
	<u>Num</u>	<u>Pct</u>
Fall 2009 Cohort	1,423	
Graduated after 2 years	70	4.9%

Source: IPEDS Graduation Rate Survey

**Mercer
Table II.D.1.c
Three-Year Graduation and Transfer Rates of Fall 2010 Full-time First-time Degree/Certificate Seeking Students by Race/Ethnicity**

	<u>White</u>		<u>Black</u>		<u>Hispanic</u>		<u>Asian</u>		<u>Alien</u>		<u>Other *</u>		<u>Total</u>	
	<u>Num</u>	<u>Pct</u>	<u>Num</u>	<u>Pct</u>	<u>Num</u>	<u>Pct</u>	<u>Num</u>	<u>Pct</u>	<u>Num</u>	<u>Pct</u>	<u>Num</u>	<u>Pct</u>	<u>Num</u>	<u>Pct</u>
Fall 2009 Cohort	583		395		201		75		57		112		1,423	
Graduated after 3 Years	99	17.0%	16	4.1%	27	13.4%	10	13.3%	10	17.5%	16	14.3%	178	12.5%
Transferred	141	24.2%	66	16.7%	32	15.9%	24	32.0%	6	10.5%	28	25.0%	297	20.9%

* Other includes American Indian and Unknown Race.

SOURCE: IPEDS Graduation Rate Survey

**Mercer
Table II.D.2.a
Third Semester Retention of First-time Undergraduates, Fall 2012 to Fall 2013**

	<u>Full-Time</u>			<u>Part-Time</u>		
	<u>Fall 2011 First-Time Undergraduates</u>	<u>Retained in Fall 2012</u>	<u>Retention Rate</u>	<u>Fall 2011 First-Time Undergraduates</u>	<u>Retained in Fall 2012</u>	<u>Retention Rate</u>
3	1,304	799	61.3%	699	295	42.2%

Source: IPEDS Fall Enrollment Survey, Part E

E. Faculty Characteristics

Mercer
Table II.E.1:

Full-Time Faculty by Race/Ethnicity, Sex, Tenure Status and Academic Rank, Fall 2013

	<u>White</u>		<u>Black</u>		<u>Hispanic</u>		<u>Asian</u>		<u>Amer. Ind.</u>		<u>Alien</u>		<u>Race Unknown</u>		<u>Total</u>		
	<u>Men</u>	<u>Wom</u>	<u>Men</u>	<u>Wom</u>	<u>Men</u>	<u>Wom</u>	<u>Men</u>	<u>Wom</u>	<u>Men</u>	<u>Wom</u>	<u>Men</u>	<u>Wom</u>	<u>Men</u>	<u>Wom</u>	<u>Men</u>	<u>Wom</u>	
Tenured																	
Professors	24	20	1	2	0	1	0	1	0	0	0	0	0	0	0	25	24
Associate Prof.	13	14	2	3	0	0	0	1	0	0	0	0	0	0	0	15	18
Assistant Prof.	7	9	0	1	0	0	0	0	0	0	0	0	0	0	0	7	10
All Others	0	1	0	0	0	0	0	0	0	0	0	0	0	0	0	0	1
TOTAL	44	44	3	6	0	1	0	2	0	0	0	0	0	0	47	53	
Without Tenure																	
Professors	0	0	0	0	0	0	0	0	0	0	0	0	0	0	0	0	0
Associate Prof.	1	2	0	0	0	0	0	0	0	0	0	0	0	0	0	1	2
Assistant Prof.	4	7	0	1	0	0	0	1	0	0	0	0	0	0	0	4	9
All Others	2	1	0	0	0	0	0	0	0	0	0	0	0	0	0	2	1
TOTAL	7	10	0	1	0	0	0	1	0	0	0	0	0	0	0	7	12
Total																	
Professors	24	20	1	2	0	1	0	1	0	0	0	0	0	0	0	25	24
Associate Prof.	14	16	2	3	0	0	0	1	0	0	0	0	0	0	0	16	20
Assistant Prof.	11	16	0	2	0	0	0	1	0	0	0	0	0	0	0	11	19
All Others	2	2	0	0	0	0	0	0	0	0	0	0	0	0	0	2	2
TOTAL	51	54	3	7	0	1	0	3	0	0	0	0	0	0	0	54	65

II.E.2 Percentage of Course Sections Taught by Full-time Faculty

(Note: Others includes Full-time Administrators and Teaching Assistants)

Fall 2013

Total Number of Course Sections	Taught by Full-time Faculty		Taught by Part-time Faculty		Taught by Others*	
	Number	Percent	Number	Percent	Number	Percent
1,498	586	39%	829	55%	88	6%

Mercer
Table II.E.3:
Ratio of Full- to Part-time Faculty, Fall 2012

<u>Full-time</u>		<u>Part-time</u>		<u>Total</u>	
<u>Num</u>	<u>Pct</u>	<u>Num</u>	<u>Pct</u>	<u>Num</u>	<u>Pct</u>
119	14.9%	678	85.1%	797	100.0%

Source: IPEDS Human Resources Survey

F. Characteristics of the Trustees

Table F.1
Race/Ethnicity and Gender of the Members of the Board of Trustees, Fall 2014

	Male	Female	Total
Caucasian	4	4	8
African American	1	1	2
Hispanic	1	0	1
Asian, Pacific Islander	0	0	0
Total	6	5	11

Source: MCCC, President’s Office, Fall 2014

Table F.2
MERCER COUNTY COMMUNITY COLLEGE
BOARD OF TRUSTEES
2014 – 2015

Reverend William E. Coleman, Jr.	President	W.E.C. Resource Group
Robert Di Falco	Assoc. VP, Investments	Raymond James
Kevin Drennan	Chief of Staff	Office of Senator S Sweeney
Dr. Gwendolyn Harris (Board Chair)	Executive Director	Walter Rand Institute, Rutgers
Pamela Hersh (Board Treasurer)		
Anthony Inverso	Managing Director	Phoenix Advisors, LLC
Mark Matzen	President	FiftyOne Percent LLC
Shamil Rodriguez (Board Vice-Chair)	District Representative/Scheduler	Rush Holt’s Office
Mr. Laura Morana	Interim Exec. Cnty. Superintendent	Mercer County Schools
Dr. Patricia Donohue (Board Secretary) (ex-officio)	President	Mercer County Community College
<u>Alumni Trustee:</u>		
Ms. Melody Hicks		

Table F.3
http://www.mccc.edu/welcome_bot.shtml

Source: MCCC, President’s Office, Fall 2014

G. Profile of Institution

Mercer County Community College was established in 1966. It began operations in the summer of 1967 after incorporating the former Trenton Junior College and The School of Industrial Arts, an institution whose history dates from 1898. Initially housed in various rented facilities in downtown Trenton, the college moved in 1972 to a comprehensive new campus located on 290 acres adjacent to a sprawling new county park in suburban/rural West Windsor Township. Limited operations continued in Trenton until 1976, when the newly constructed Trenton Campus opened as a visible sign of the college's continuing commitment to serve the Trenton community.

Degree and Certificate Programs

The scope of Mercer's educational offerings is among the broadest in the state of New Jersey. Through more than 70 program options, including 3 fully online options, students may earn an Associate in Arts (AA), Associate in Fine Arts (AFA), Associate in Science (AS) or Associate in Applied Science (AAS) degree or a Certificate of Proficiency. Unique programs including Funeral Service and Aviation continue to draw a large number of out-of-county students to Mercer. Noncredit offerings cover a wide spectrum, including customized corporate training, continuing professional education, personal interest courses, entry-level employment skills development, and adult basic education. There are also many youth-oriented year-round programs and summer camps.

G. Credit Programs by Degree Type, Fall 2012

Access Programs

English-as-a-Second Language	Non-degree Exploratory
LPN-RN Advanced Placement	Non-degree Other College
Non-degree Career Related	Non-degree Personal Development

AA Programs

Communication	Liberal Arts & Sciences
Organizational	American Studies
Radio	Humanities
Television	International Studies
Communication: Speech and Theater	Communication: New Media
Political and Legal Studies	Dance
Social Science	Education
Women's & Gender Studies	Liberal Arts
Theatre	Liberal Arts (Online)

AFA Programs

Dance	Visual Arts
Photography & Digital Imaging	Art History
Theatre	Ceramics / Sculpture
	Fine Arts

AS Programs

Architecture	Exercise Science
Aviation Management	Social Services
Biology	Information Systems
Business Administration	Computer Information Systems
Global Business	Bus. Admin & Information Systems
Sports Management	Web Development & Design
Mathematics	Chemistry
Culinology	Music
Computer Science	Nursing (ADN)
Criminal Justice: Corrections	Criminal Justice: Corrections (Online)
Criminal Justice: Law Enforcement	Physics
Engineering Science	Plant Science
Culinology	Occupational Therapy Assistant

AAS Programs

Accounting	Hotel, Restaurant & Institution Management
Accounting and Management	Illustration
Administrative Professional	Information Technology
Advertising & Graphic Design	Help Desk Technology
Building & Construction Technology	Network Engineering Technology
Automotive Technology	Programming
Aviation Customer Relations	Website Technology
Aviation Flight Technology	Insurance & Financial Services
Banking & Financial Services	Laboratory Technology
Business Software Applications	Medical Laboratory Technology
Chef Apprenticeship	Microcomputer Systems Administration
Chef Apprenticeship (Pastry)	Ornamental Horticulture
Civil Engineering Technology	Horticulture
Culinary Arts / Pastry Arts	Floral Design
Digital Film	Landscape Design
Digital Media Arts	Sustainability
Animation	Paralegal
Multimedia	Pastry Arts
Digital Imaging	Physical Therapist Assistant
Early Childhood Education	Web Design

Mercer County Community College Institutional Profile, 2014

Electronics Engineering Technology
Energy Utility Technology
Entertainment Technology: Technical Theatre
Entertainment Technology: Music Technology

Fashion Design

Fashion Merchandising

Fire Science Technology

Funeral Service

Game Design

Game Programming

Health Science

Heating, Refrigeration and Air Conditioning

Radiography
Respiratory Therapy Cooperative
Social Service
Technical Studies

Television

Funeral Service Preparatory

Business Studies: Entrepreneurship
Management

HealthInformatix in partnership with Camden County College
(pending state approval)

Certificates of Proficiency

3-D Animation

Administrative Support

Architectural Technology

Aviation Flight Tech.–Certified Flight Instructor

Catering Management

Photography

Professional Cooking

Project Management

Retail Management

Small Business Employment Readiness Engineering Science (Transfer Cert.)

Small Business Management

Fire Science

Code Enforcement

Officer/Administrator

Funeral Service

Heating, Refrigeration and Air Conditioning

Security Systems Technology

Microcomputer Applications

Network Engineering Technology

Ornamental Horticulture

Paralegal

Computer Aided Design

Professional Baking

Computer Science

Database Administration

Electronics Engineering Technology

Medical Office Assistant

Solar/Energy Technology

Total Quality Management

Travel Agent

Web Design

Advanced Manufacturing Technology

H. Major Research and Public Service Activities

Mercer is a publicly supported co-educational institution of higher education that seeks to provide quality programs and services at a reasonable cost. Funding is secured through state support (distributed among the various New Jersey community colleges according to enrollment), annual county allocation, student tuition and fees, and supplemental grants. The college offers associate degrees and certificates in over 70 programs. The Mercer Institute of Management and Technology Training provides a full range of customizable training for business and industries throughout the region. Similarly, the Center for Continuing Studies offers a range of non-credit programs and course offerings for the citizens of Mercer County.

With campuses in West Windsor and downtown Trenton (the state's capital), Mercer operates under a one-college philosophy that ensures equitable educational opportunities and services to all students. Full-time faculty members teach both day and evening courses at the West Windsor and Trenton campuses. Academic divisions and support-service departments serve students at both campuses and are responsible for day, evening and weekend students as well as those who enroll in online courses via Mercer Online.

During the 2013-2014 academic year, MCCC launched a new degree program, Advanced Manufacturing Technology, and one which is in the process of being finalized (HealthInformatix). In addition, the college now offers fully on-line degree programs in Liberal Arts, Criminal Justice (the corrections option) and Business Studies. The College has also partnered with American Honors, a national network of two- and four-year colleges to offer American Honors at Mercer - a program for students interested in academic challenge and active advisement toward college completion and successful transfer. The University Center allows students to continue their studies through the Bachelor's degree with our on campus partners -- Fairleigh Dickinson University, William Paterson University, Felician College and Rutgers University. The College also offers a number of pre-college opportunities through its federally funded TRIO Youth College Programs (Upward Bound, Upward Bound Math-Science, Veterans Upward Bound, Talent Search). The Dual enrollment program has expanded to include three area high schools including the County's Vocational Technical School.

Mercer County Community College is a cultural hub. The Kelsey Theatre provides a full slate of musical and dramatic productions for both adults and children. The college's Art Gallery exhibits six major shows per year. A listener-supported public radio network offers classical music programming at 89.1 WWFM and a new HD-2 channel for jazz on the same frequency. Mercer hosts a series of speakers on topics of interest to the community through its Distinguished Lecture Series; and its Study Abroad program sponsored a trip to London. This program is also available to community members. The Conference Center at Mercer serves as a host location for events sponsored by regional, state and local organizations; and, finally, the Camp College offers summer enrichment programs to hundreds of children throughout the Mercer County region.

Mercer is a destination site for area high-school athletes seeking scholarship opportunities through sports. The men's and women's soccer teams are Division I; cross-country for women is Division I. Baseball, softball, and men's and women's basketball participate in Division II and our Division III teams are men's and women's tennis.

While our faculty and staff are major supporters and a catalyst for the area's vibrant non-profit community, the College itself is the centerpiece of the activities for many non-profits and educational entities. Each year, the College participates in the American Heart Association Heart Walk. Our 290-acre campus is used frequently for similar walks for March of Dimes, Sudden Infant Death Syndrome (SIDS), The American Cancer Society, etc. Various non-profit or other groups use the College facilities every day of the week, and these activities are coordinated with our security personnel for the health and safety of students and community members. The College continues to house the Mercer County Police Academy and the Mercer County Fire Academy.

I. Major Capital Projects

The following Chapter 12 projects scheduled for fiscal year 2014 were either completed or are close to completion at a total cost of approximately \$4.2 million dollars.

- Trenton Hall – 4th floor (Trenton Campus)
- Kerney Hall North Wall Water Infiltration – Phase II (Trenton Campus)
- MS Building Renovation – 1st floor and exterior tower (West Windsor Campus)
- MS and ET Building Repointing and Glazing (West Windsor Campus)
- Stair Tower Renovation (West Windsor Campus)
- PE Building Tank Replacement (West Windsor Campus)
- Sidewalk Replacements at AD, CM, MS and FA Buildings (West Windsor Campus)
- Radio Tower/Monopole (West Windsor Campus)
- PE Building Facility Improvements (West Windsor Campus)
- Furniture for LA Building Computer Lab (West Windsor Campus)
- ES Annex – Engineering and Soil Testing (Mazur/GeoTech) (West Windsor Campus)