

Warren County Community College



September 15, 2014

New Jersey Commission on Higher Education

20 W. State St.

Trenton, NJ 08608-1206

We are pleased to present the Warren County Community College 2014 Institutional Profile Report, which should serve as a showcase of the work put forth by our faculty, staff and administration throughout the last year. This document is designed to provide the state with descriptive data and information about our college.

We are hopeful that this report will be useful to students, parents, community college personnel, policymakers and the general public.

I would like to thank the staff of Warren County Community College for their work in updating our Institutional Profile for 2014.

Sincerely,



Dr. William J. Austin

President

Table of Contents

A. Accreditation Status	3
<i>institutional accreditation</i>	3
<i>professional accreditation</i>	3
B. Number of Students Served	4
<i>undergraduates by attendance status</i>	4
<i>number of non-credit students served</i>	4
<i>unduplicated number of students for entire academic year</i>	5
C. Characteristics of Undergraduate Students	5
<i>enrollment in remediation courses by subject area</i>	5
<i>enrollment by race/ethnicity</i>	6
<i>enrollment by sex and age</i>	7
<i>financial aid from federal, state, and institutionally-funded programs</i>	9
<i>percentage of students who are New Jersey residents</i>	10
D. Student Outcomes	10
<i>graduation rates</i>	10
<i>third-semester retention rates</i>	11
E. Faculty Characteristics	11
<i>full time faculty by race/ethnicity, sex, and tenure status</i>	12
<i>percentage of course sections taught by full time faculty</i>	13
<i>ratio of full time to part time faculty</i>	13
F. Characteristics of the Board of Trustees	14
<i>Board of Trustees by race/ethnicity and sex</i>	14
<i>trustees' titles and affiliations</i>	14
<i>webpage with information on the Board of Trustees</i>	14
G. Profile of the Institution	15
<i>degree and certificate programs offered</i>	15
H. Major Research and Public Service Activities	17
I. Major Capital Projects Underway in FY 2013	17

A. Accreditation Status

1. Institutional Accreditations

Warren County Community College is accredited by the Middle States Commission on Higher Education. Founded in 1981, the College was awarded its original accreditation from the Commission in 1992 and was most recently re-accredited in 2013. The College is also licensed by the New Jersey Commission on Higher Education.

2. Professional Accreditations

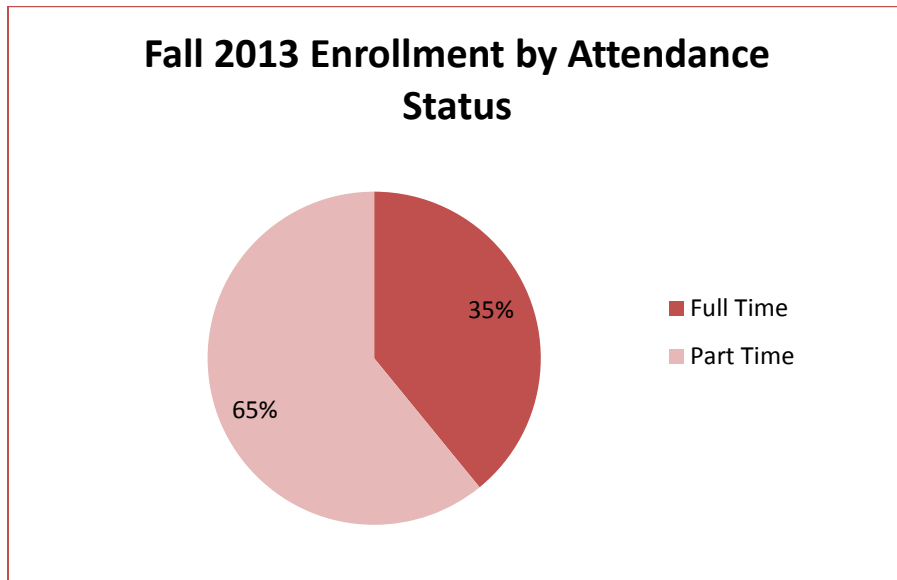
WCCC holds the following program-specific professional accreditations:

- Accreditation Commission for Education in Nursing, Inc. (ACEN)
- Commission on Accreditation of Allied Health Programs (CAAHEP)
- National Automotive Technicians Education Foundation (NATEF)

B. Number of Students Served

1. Number of Undergraduates by Attendance Status, Fall 2013:

Full Time		Part Time		Total
<i>N</i>	%	<i>N</i>	%	
771	34.6	1453	65.3	2,224



2. Number of Graduates by Attendance Status:

Not Applicable

3. Number of Non-Credit Students Served:

	Total Number of Registrants ¹	Unduplicated Headcount	Total Clock Hours (1 Clock Hr = 60 Mins)	Total FTEs ²
Open Enrollment	3,426	2,292	83,561	186
Customized Training	79	-	800	2

Source: SURE Non-Credit Open Enrollment File; NJ IPEDS Form #31: Customized Training

¹Includes all registrations in any course that started on July 1, 2012 through June 30, 2013.

²FTEs were calculated by converting clock hours to credit hours (dividing by 15), then converting credit hours to FTEs (dividing by 30).

4. Unduplicated Number of Students for FY2013

	Headcount Enrollment	Credit Hours	FTEs ¹
Undergraduates	2,897	41,029	1,368

Source: IPEDS 12 Month Enrollment Survey

¹FTEs were calculated by converting credit hours to FTEs (dividing by 30).

C. Characteristics of Undergraduate Students

1. Mean Math, Reading and Writing SAT Scores: Not applicable.

2. Enrollment in Remediation Courses by Subject Area:

Total Fall 2013 Undergraduate Enrollment	Students Enrolled in One or More Remedial Courses	% of Total Enrollment
2224	509	23%

Total Fall 2013 FT, FT Students	FT, FTs Enrolled in One or More Remedial Courses	% of Total FT, FT Students
328	197	60.1%

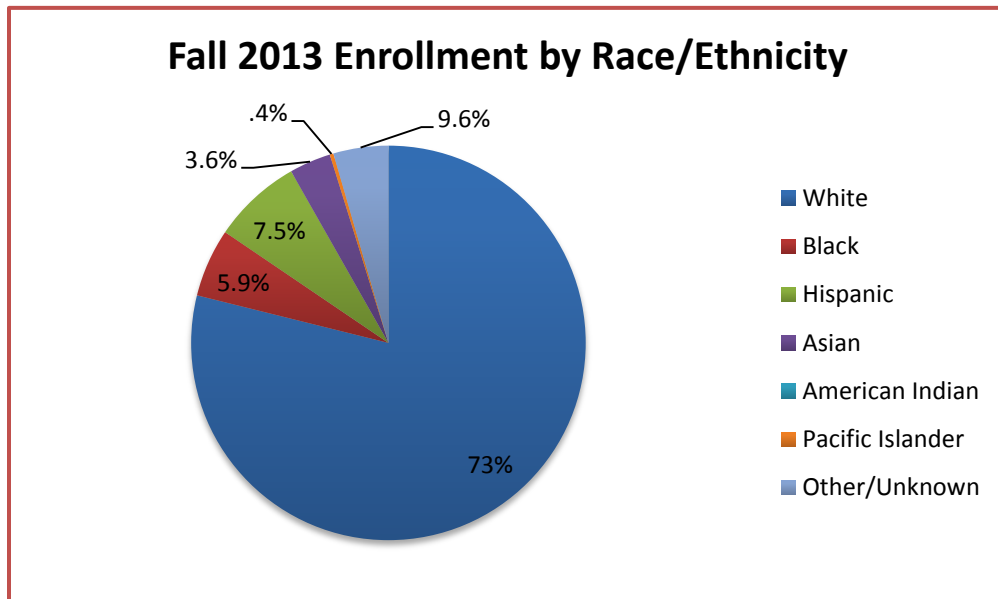
Remedial Course Subject Area	Number of FT,FTs Enrolled in Fall '13	% of FT,FTs Enrolled in Fall '13
Computation	95	29%
Algebra	77	23.5%
Reading	87	26.5%
Writing	121	36.9%
English	0	0%

Source: SURE Fall Enrollment File

3. Enrollment by Race/Ethnicity, Sex, and Age, Fall 2013:

a. Enrollment by Race/Ethnicity:

	White		Black		Hispanic/ Latino		Asian		American Indian /Alaskan		Alien		Other / Unknown		Total
	N	%	N	%	N	%	N	%	N	%	N	%	N	%	
Full Time	584	75.7	61	7.9	72	9.3	28	3.6	3	.4	0	0.0	23	3.0	771
Part Time	966	71.3	62	4.5	86	6.3	49	3.6	6	.4	0	0.0	189	13.9	1356
Total	1550	69.6	123	5.5	158	7.1	77	3.4	9	.4	0	0.0	212	9.5	2224

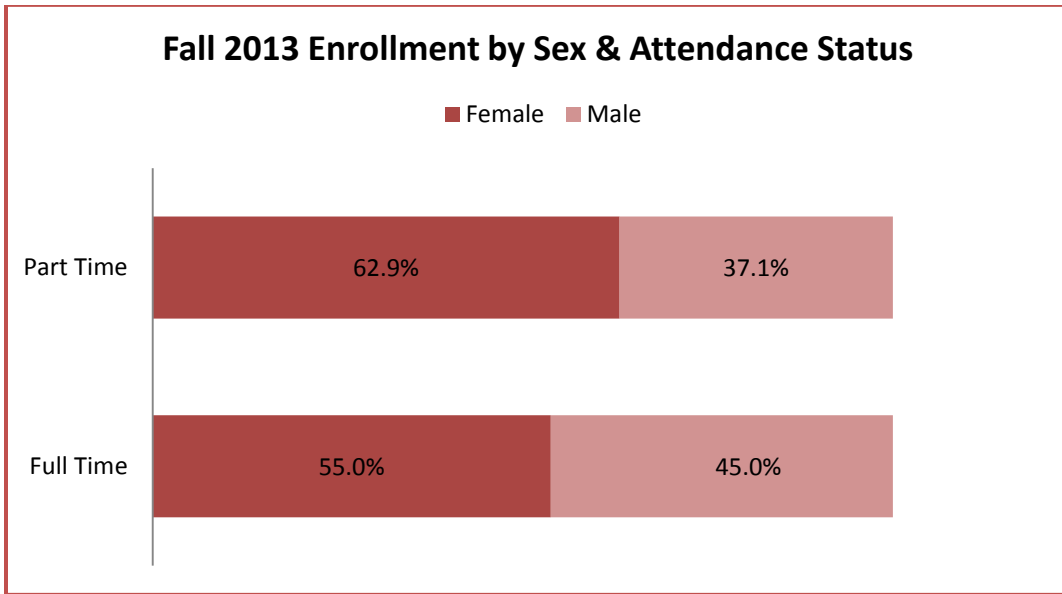


Warren County Community College

2014 Institutional Profile

b. Enrollment by Sex:

	Full Time				Part Time				All Undergraduates			
	Male	Female	N/A	Total	Male	Female	N/A	Total	Male	Female	N/A	Total
N	347	424	0	771	503	854	0	1356	850	1374	0	2224
%	45.0	55.0	0	100	37.1	62.9	0	100	38.2	61.8	0	100



c. Enrollment by Age:

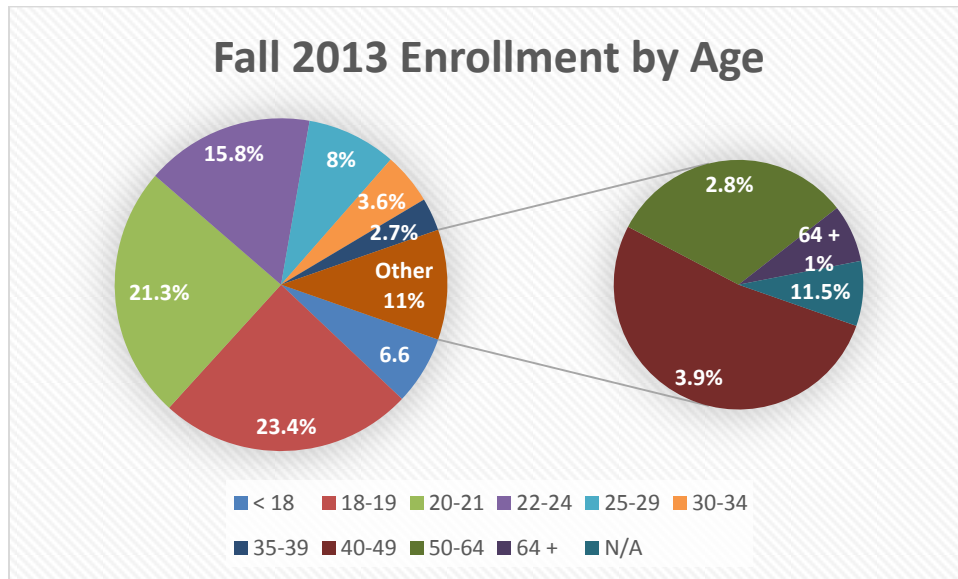
	Full Time Students											Total
	< 18	18-19	20-21	22-24	25-29	30-34	35-39	40-49	50-64	65 +	N/A	
N	4	172	312	154	62	24	19	21	3	0	0	771
%	0.4	22.2	40.3	19.7	8.1	3.1	2.4	2.7	1.1	0.0	0.0	100%

Warren County Community College

2014 Institutional Profile

Part Time Students												
	< 18	18-19	20-21	22-24	25-29	30-34	35-39	40-49	50-64	65 +	N/A	Total
N	142	328	123	180	107	54	39	64	54	10	255	1356
%	10.5	24.2	9.1	13.3	7.9	4.0	2.9	4.7	4.0	0.7	18.9	100%

Total Enrollment												
	< 18	18-19	20-21	22-24	25-29	30-34	35-39	40-49	50-64	65 +	N/A	Total
N	146	500	435	334	169	78	58	85	57	10	255	2224
%	6.6	22.4	19.5	15.0	7.5	3.6	2.6	3.9	3.8	0.4	11.5	100%



4. Financial Aid from Federal, State & Institutionally-Funded Programs, AY 2012-2013:

<u>FEDERAL PROGRAMS</u>	Recipients	Dollars (\$)	Dollars (\$)/ Recipient
Pell Grants	755	2,394,000	3,170.86
College Work Study	27	42,000	1,555.56
Perkins Loans	0	0	-
SEOG	84	41,000	488.10
PLUS Loans	0	0	-
Stafford Loans (Subsidized)	248	577,000	2,326.61
Stafford Loans (Unsubsidized)	302	813,000	2,692.05
SMART, ACG, & Other	0	0	-
<u>STATE PROGRAMS</u>			
Tuition Aid Grants (TAG)	231	347,000	1,502.16
Educational Opportunity Fund (EOF)	45	29,000	644.44
Outstanding Scholars (OSRP)	0	0	-
Distinguished Scholars	0	0	-
Urban Scholars	0	0	-
NJ STARS	39	101,000	2,589.74
NJCLASS Loans	0	0	-
<u>INSTITUTIONAL PROGRAMS</u>			
Grants/Scholarships	62	40,000	645.16
Loans	0	0	-

Source: NJ IPEDS Form #41 Student Financial Aid Report

5. Percentage of Students who are New Jersey Residents:

	NJ Residents	Out-of-State Residents	Total	% State Residents
FT, FT Students	326	10	336	97%

Source: SURE Fall 2013 Enrollment File, IPEDS Fall 2013 Enrollment Survey

D. Student Outcomes

1. Graduation Rates:

a. Four, Five, and Six-year Graduation Rate by Race/Ethnicity:
Not applicable.

b. Two-year Graduation Rate:

	Number	Percent
Fall 2010 Cohort	357	
Graduated within 2 Years	64	17.9%

Source: IPEDS Graduation Rate Survey

c. Three-year Graduation & Transfer Rate by Race/Ethnicity:

	White		Black		Hispanic		Asian		Alien		Other		TOTAL	
	N	%	N	%	N	%	N	%	N	%	N	%	N	%
Fall 2010 Cohort	275		29		36		8		4		5		337	
Graduated w/in 3 yrs.	59	21.5	6	20.7	6	16.7	1	12.5	0	0.0	1	20.0	73	20.4%
Transfer Out	53	19.3	6	20.7	8	22.2	0	0.0	0	0.0	0	0.0	67	18.8%

Source: IPEDS 2014 Graduation Rate Survey

2. Third-Semester Retention Rates:

FIRST TIME, FULL TIME STUDENTS, FALL 2012		
Cohort	Retained in Fall 2013	Retention Rate
314	190	60.5%

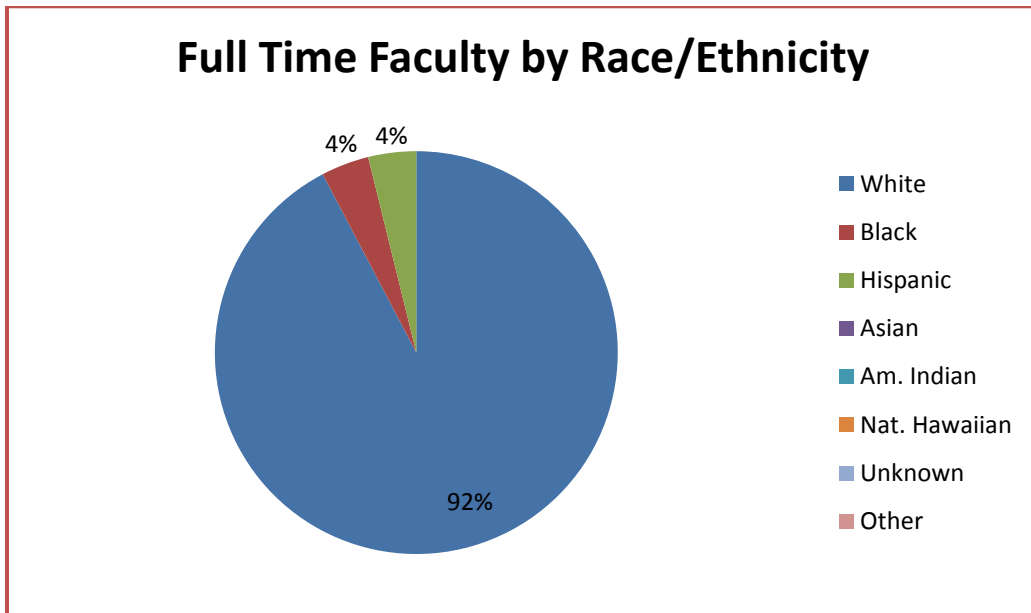
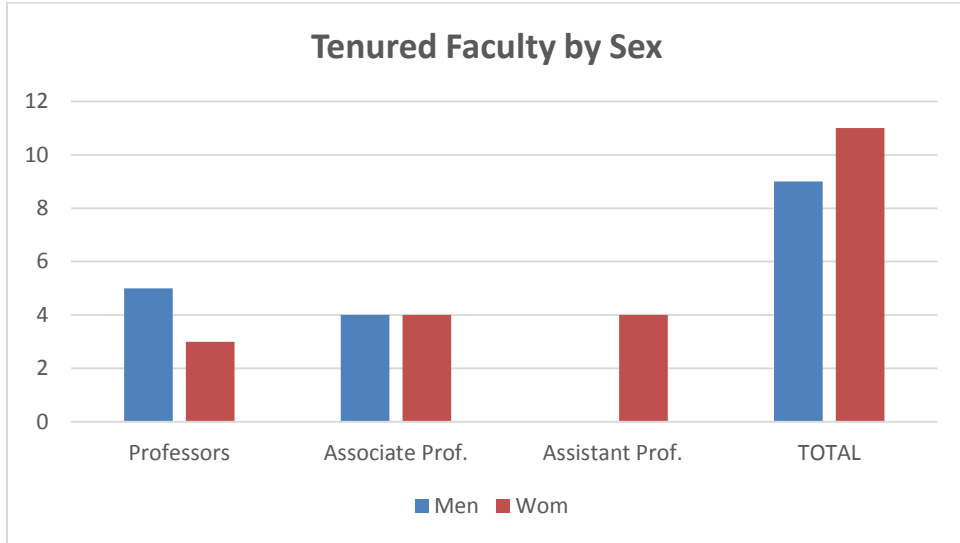
Source: IPEDS Fall Enrollment Survey, Part E

E. Faculty Characteristics

1. Full Time Faculty by Race/Ethnicity, Sex, and Tenure Status:

FULL TIME FACULTY, FALL 2013

	White		Black		Hispanic		Asian		Am. Ind.		Alien		Unknown		Total	
	M	F	M	F	M	F	M	F	M	F	M	F	M	F	M	F
<u>Tenured</u>																
Professors	5	3	0	0	0	0	0	0	0	0	0	0	0	0	5	3
Associate Profs.	4	3	0	0	0	0	0	0	0	0	0	0	0	0	4	3
Assistant Profs.	0	3	0	1	0	0	0	0	0	0	0	0	0	0	0	4
All Others	0	0	0	0	0	0	0	0	0	0	0	0	0	0	0	0
Total	9	9	0	1	0	0	0	0	0	0	0	0	0	0	9	10
<u>Not Tenured</u>																
Professors	0		0	0	0	0	0	0	0	0	0	0	0	0	0	0
Associate Profs.	0	0	0	0	0	0	0	0	0	0	0	0	0	0	0	0
Assistant Profs.	0	0	0	0	0	0	0	0	0	0	0	0	0	0	0	0
All Others	0	2	0	0	0	1	0	0	0	0	0	0	0	0	0	3
Lecturers	1	1	0	0	0	0	0	0	0	0	0	0	0	0	0	2
Total	1	3	0	0	0	1	0	0	0	0	0	0	0	0	0	5



Source: IPEDS Human Resources Survey

2. Percentage of Course Sections Taught by Full Time Faculty¹:

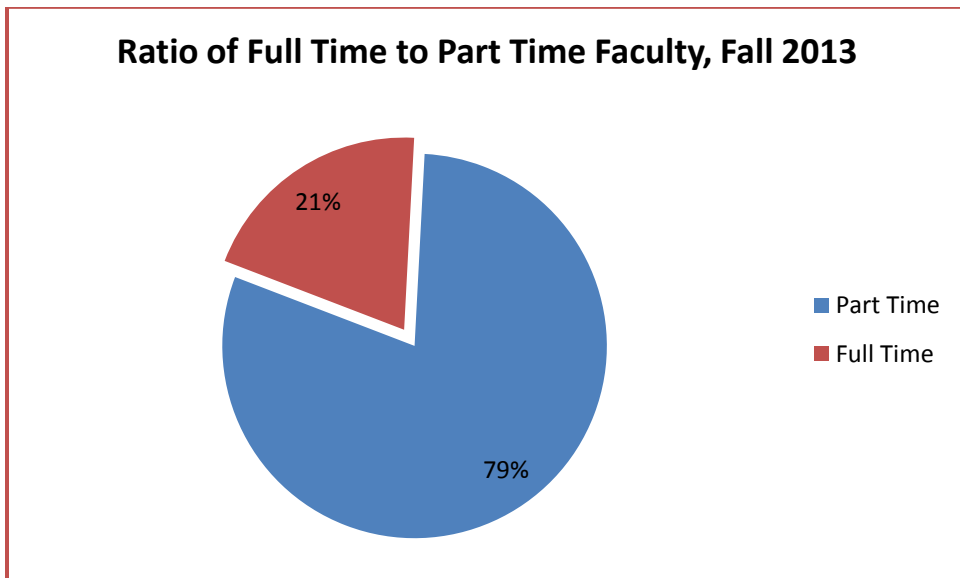
Total Number of Course Sections	Taught By Full Time Faculty		Taught By Part Time Faculty		Taught By Others ¹	
	N	%	N	%	N	%
423	151	35.7%	242	57.2%	30	7.1%

¹ Includes Full-Time Administrators

3. Ratio of Full Time to Part Time Faculty:

Full Time Faculty		Part Time Faculty		Total	
N	%	N	%		
24*	21%	91	79%	115	100%

* Number includes 19 tenured faculty/2 non-tenured faculty/1 non-tenure track/2 lecturers



Source: IPEDS Human Resources Survey

F. Characteristics of the Board of Trustees

1. Warren County Community College Board of Trustees by Race/Ethnicity & Sex:

	White	Black	Hispanic	Asian	American Indian	Alien	Unknown	Total
Male	7	-	-	-	-	-	-	7
Female	5	-	-	-	-	-	-	5
Total	12	0	0	0	0	0	0	12

2. Trustees' Titles and Affiliations:

Name	Title	Company/Organization Affiliation
Craig Dana, Esq.	Private Attorney/Judge	Retired
Rita Foti	Educator	Retired
Dr. Frank Gilly	Family Practitioner, Geriatrician	St. Luke's Warren Hospital
Elizabeth Gittins	Senior Research Scientist	Colgate Palmolive
Kieran Higgins	Manager of Manufacturing Technology	Thomas & Betts
Melinda Jones	Adjunct Instructor of Health Sciences	Northampton Community College
Alan Lowcher, Esq.	Private Attorney	Private Practice
James Mengucci	Director of Facilities	Phillipsburg School District
Peter Schmidt	Director of Studies	Gill St. Bernard's School
Betti Singh	Employment Counselor	Department of Labor
Brian Moore*	Student (Alumni Trustee)	Warren County Community College

*Mr. Moore served the Board through June 30, 2014

3. Webpage with Information on the Board of Trustees:

<http://www.warren.edu/board-of-trustees/>

G. Profile of the Institution

1. Degree and Certificate Programs Offered:

Associate of Arts (A.A.)	Associate in Applied Science (A.A.S.)
Liberal Arts	Accounting Management
Business Administration	Automotive Technology
Communications	Business Management
Computer and Information Science	Computer Information Services
Elementary and Secondary Education	Early Childhood Education
English	Emergency Services - Fire Services
Fine Arts	Food and Beverage Management
History	Graphic and Web Design
Pre-Law	Legal Studies - Legal Assistant
Pre-Professional	Medical Assisting
Social Science	Small Business Management
Associate in Fine Arts (A.F.A)	Technical Studies
Creative Writing	Web Development
Associate in Science (A.S.)	
Biology	General Science
Chemistry	Nursing
Criminal Justice	Nursing Education
Environmental Studies	Psychosocial Rehabilitation and Treatment
Ecotourism	Respiratory Care

Certificate Programs

Business Management

Communications

Computer Information Services

Criminal Justice – Corrections

Early Childhood Education

Graphic and Web Design

Legal Assistant

Security and Loss Prevention

Small Business Management

Webmaster

Other Information:

This year New Jersey Secretary of Higher Education Rochelle Hendricks paid a visit to Warren County Community College to learn about the College's proposed Health Education Center and to attain a better understanding of why the center is important not just for the College's mission to serve the community, but as an enhancement to the entire region. The Secretary of Higher Education agreed with the College's ambitions for what the new Health Education Center can accomplish.

This year also brought with it some changes to the appearance of the College. The parking lot, sidewalks and front entrance were all updated to make the College even more in keeping with the Americans with Disabilities Act and easily accessible to everyone.

Changes for the future were conceptualized around a new outdoor amphitheater at the College. This structure will hopefully become a community venue allowing the public to come to the College for outdoor cultural events.

While he continues to lead the College, President Will Austin will be in the national spotlight as he assumes his official role as Chair-Elect of the American Association of Community Colleges' Presidents' Academy executive committee later this year.

H. Major Research and Public Service Activities

None

I. Major Capital Projects Underway in FY 2014

Beginning in November 2013, WCCC began implementation of Jenzabar EX, a new data management software system. This project is made possible through funds from New Jersey Higher Education bonds. The implementation and use of this new system will allow us to better serve our student community and integrate across departments to assist us in advancing the goals of academic and administrative offices across the campus and throughout the student experience here at WCCC. This project continues to be underway and will be in full use by the beginning of the 2015-2016 Academic Year.

The College plans to publicly bid the construction of a new outdoor 250 seat amphitheater at the back of the school that will move the College toward being a community cultural venue.