

ROWAN COLLEGE AT BURLINGTON COUNTY

**Annual Institutional Profile  
Report**

**September 2015**

ROWAN COLLEGE AT BURLINGTON COUNTY



**Rowan College**  
**at**  
**BURLINGTON COUNTY**

601 Pemberton Browns Mills Road  
Pemberton, New Jersey 08068-1599  
609-894-9311 or 856-222-9311

[www.rcbc.edu](http://www.rcbc.edu)

A public community college accredited by  
the Middle States Commission on Higher Education  
and approved by the State of New Jersey.

**Statement of Assurance**

All information supplied in the Annual Institutional Profile Report submitted by Rowan College at Burlington County, is accurate and complete to the best of my knowledge. Rowan College at Burlington County reserves the rights to change, add or delete information contained in this document.



September 15, 2015

---

Mr. Paul Drayton, President

Date

Rowan College at Burlington County

ROWAN COLLEGE AT BURLINGTON COUNTY

Table of Contents

	<u>Page</u>
A. Accreditation Status.....	1
Institutional Accreditation .....	1
Professional Accreditation.....	1
B. Number of Students Served.....	2
Undergraduate Enrollment by Attendance Status.....	2
Noncredit Students Served .....	2
Undergraduate Unduplicated Enrollment .....	2
C. Characteristics of Undergraduate Students.....	3
Enrollment in Remediation Courses .....	3
Number of Undergraduate Students Enrolled in a Remedial Course .....	3
First-time, Full-time Students Requiring Remediation in at Least One Subject Area.....	3
Number and Percent of First-time, Full-time Students Needing Remediation by Subject Area.....	3
Undergraduate Enrollment by Race/Ethnicity .....	4
Undergraduate Enrollment by Gender .....	5
Undergraduate Enrollment by Age .....	6
Financial Aid from Federally-Funded Programs .....	7
Financial Aid from State-Funded Programs .....	8
Financial Aid from Institutional-Funded Programs .....	8
First-time Full-time Undergraduate Enrollment by State of Residence.....	9
Undergraduate Enrollment by State of Residence.....	9
D. Student Outcomes.....	10
Graduation Rates by Race/Ethnicity:	
Two-year Graduation Rate .....	10
Three-year (Combined Graduation & Transfer) Rate.....	11
Third-Semester Retention Rates .....	11
E. Faculty Characteristics.....	12
Full-time Faculty by Race/Ethnicity, Gender, Tenure Status and Academic Rank.....	12
Percent of Course Sections Taught by Full-time Faculty .....	13
Ratio of Full-time to Part-time Faculty.....	13
F. Governing Board Characteristics.....	14
G. Profile of the Institution.....	15
Degree and Certificate Programs .....	15-16
Rowan College at Burlington County Mission Statement and Goals.....	17
H. Major Research and Public Service Activities.....	18-22
Who to Contact.....	23

ROWAN COLLEGE AT BURLINGTON COUNTY

**List of Tables**

	<u>Page</u>
Table II.B.1: Undergraduate Enrollment by Attendance Status, Fall 2014 .....	2
Table II.B.3: Noncredit Students Served FY 2014 .....	2
Table II.B.4: Undergraduate Unduplicated Enrollment FY 2014.....	2
Table II.C.2.b: Number of Undergraduate Students Enrolled in a Remedial Course, Fall 2014.....	3
Table II.C.2.c: First-time, Full-time Students Requiring Remediation in at Least One Subject Area, Fall 2014 .....	3
Table II.C.2.d: Number and Percent of First-time, Full-time Freshmen Needing Remediation by Subject Area, Fall 2014 .....	3
Table II.C.3.a: Undergraduate Enrollment by Race/Ethnicity, Fall 2014.....	4
Table II.C.3.b: Undergraduate Enrollment by Gender, Fall 2014 .....	5
Table II.C.3.c: Undergraduate Enrollment by Age, Fall 2014.....	6
Table II.C.4.a: Financial Aid from Federally-Funded Programs, AY 2014 .....	7
Table II.C.4.b: Financial Aid from State-Funded Programs, AY 2014 .....	8
Table II.C.4.c: Financial Aid from Institutional-Funded Programs, AY 2014.....	8
Table II.C.5.a: First-time Full-time Undergraduate Enrollment by State of Residence, Fall 2014.....	9
Table II.C.5.b: Undergraduate Enrollment by State of Residence.....	9
Table II.D.1.b: Two-year Graduation Rate of Fall 2011 First-time, Full-time Degree/Certificate Seeking Students .....	10
Table II.D.1.c: Three-year Rate (Combined Graduation & Transfer) of Fall 2011 First-time, Full-time Degree/Certificate Seeking Students by Race/Ethnicity.....	11
Table II.D.2 Third-Semester Retention of First-time Undergraduates, Fall 2013 to Fall 2014.....	11
Table II.E.1: Full-time Faculty by Race/Ethnicity, Gender, Tenure Status and Academic Rank Fall 2014 .....	12
Table II.E.2: Percent of Course Sections Taught by Full-time Faculty, Fall 2014.....	13
Table II.E.3: Ratio of Full-time to Part-time Faculty, Fall 2014 .....	13
Table II.F: Rowan College at Burlington County Board of Trustees .....	14
Table II.G: Rowan College at Burlington County Academic Programs, 2014-2015.....	15

# ROWAN COLLEGE AT BURLINGTON COUNTY

## A. Accreditation Status

### **Institutional Accreditation**

Rowan College at Burlington County (RCBC) is accredited by the Middle States Commission on Higher Education and approved by the State of New Jersey.

### **Professional Accreditation**

In addition to the institutional accreditations, the following career programs are accredited and approved by the listed professional accrediting agencies.

<u>Programs</u>	<u>Accrediting Agency</u>
Electronics Engineering Technology and the Computer Servicing & Networking Technology option	Technology Accreditation Commission (TAC) of the Accreditation Board for Engineering and Technology (ABET)
Dental Hygiene	American Dental Association's Commission on Dental Accreditation
Health Information Technology	Commission on Accreditation for Informatics and Information Management Education (CAHIIM) Accreditation Services, the American Health Information Management Association (AHIMA)
Nursing	The New Jersey Board of Nursing and The National League for Nursing Accrediting Commission (NLNAC)
Paralegal	The American Bar Association (ABA)
Radiography	Joint Review Committee on Education in Radiologic Technology and Radiologic Technology Board of Examiners, and Department of Environmental Protection Radiation Protection Programs
Respiratory Therapy	Commission on Accreditation of Allied Health Education Programs (CAAHEP) and Committee on Accreditation for Respiratory Care (CoARC)
Diagnostic Medical Sonography	Commission on Accreditation of Allied Health Education Programs (CAAHEP) and Joint Review Committee–Diagnostic Medical Sonography (JRC-DMS)

ROWAN COLLEGE AT BURLINGTON COUNTY

**B. Number of Students Served**

The number and percentage of students served by enrollment status appear in Table II.B.1. Table II.B.3 shows the enrollment, unduplicated headcount, and total clock hours of noncredit students. Table II.B.4 shows the unduplicated headcount, credit hours, and full-time equivalent (FTE) of the students.

**Table II.B.1  
Undergraduate Enrollment by Attendance Status  
Fall 2014**

	<b>Number</b>	<b>Percent</b>
Full-Time	4,827	51.1%
Part-Time	4,611	48.9%
<b>Total</b>	<b>9,438</b>	<b>100.0%</b>

Source: IPEDS Fall Enrollment Survey

**Table II.B.3  
Noncredit Students Served  
FY 2014**

	<b>Open Enrollment</b>	<b>Customized Training</b>
Total Number of Registrations	8,753	2,675
Unduplicated Headcount	4,866	--
Total Clock Hours (1 clock hour = 60 minutes)	186,214	21,391
<b>Total FTEs</b>	<b>414</b>	<b>48</b>

Includes all registrations in any course that started on July 1, 2013 through June 30, 2014


FTEs were computed by converting clock hours to credit hours (by dividing by 15), then converting credit hours to FTEs (dividing by 30).

Source: SURE Non-credit Open Enrollment file and NJ IPEDS Form #31, Customized Training.

**Table II.B.4  
Undergraduate Unduplicated Enrollment  
FY 2014**

	<b>Number</b>
Headcount Enrollment	16,530
Credit Hours	228,840
FTE	7,628

Source: IPEDS 12-Month Enrollment Survey  
FTE is calculated by dividing credit hours by 30.



ROWAN COLLEGE AT BURLINGTON COUNTY

**C. Characteristics of Undergraduate Students**

**Enrollment in Remediation Courses**

Information on all full-time students needing remediation in reading, writing, math computation and elementary algebra is listed below. The placement exam is Accuplacer, which is given to full-time and matriculated part-time students. Students with SAT scores 540 or higher in verbal and 530 or higher in math, or students who have successfully completed a college level math and/or English course at another college or university are placed directly into college level classes.

**Table II.C.2.b  
Number of Undergraduate Students Enrolled in a Remedial Course  
Fall 2014**

Total Undergraduate Enrollment	9,438
Students Enrolled in One or More Remedial Course	2,324
% of Total	24.6%

Source: SURE Fall Enrollment file

**Table II.C.2.c  
First-time, Full-time (FTFT) Students Enrolled in  
Remediation in at Least One Subject Area  
Fall 2014**

	<b>Number</b>
Total FTFT Students	1,713
Number of FTFT Students Enrolled in One or More Remedial Course	1,020
Percent of all FTFT Enrolled in One or More Remedial Course	59.5%

Source: SURE Fall Enrollment file

**Table II.C.2.d  
Number and Percent of First-time, Full-time Freshmen  
Enrolled in Remediation by Subject Area  
Fall 2014**

<b>Subject Area</b>	<b>Number of All First-time, Full-time In:</b>	<b>Percent of All First-time Full-time in:</b>
Reading	478	27.9%
Writing	290	16.9%
Computation	297	17.3%
Algebra	627	36.6%

Source: SURE Fall Enrollment file



ROWAN COLLEGE AT BURLINGTON COUNTY

**Students by Race/Ethnicity, Gender and Age**

The number and percentage of students by enrollment status and race/ethnicity appear in Table II.C.3.a. Table II.C.3.b shows the number and percentage of students by enrollment status and gender; while Table II.C.3.c shows the number and percentage of students by enrollment status and age group.

**Table II.C.3.a  
Undergraduate Enrollment by Race/Ethnicity  
Fall 2014**

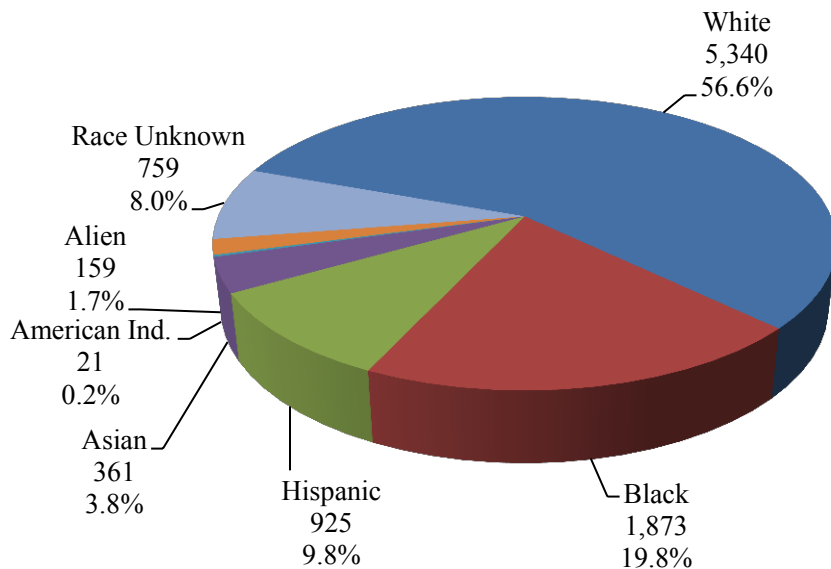
Race/Ethnicity	Full-Time Students		Part-Time Students		All Students	
	Number	Percent	Number	Percent	Number	Percent
White	2,735	56.7%	2,605	56.5%	5,340	56.6%
Black	971	20.1%	902	19.6%	1,873	19.8%
Hispanic	477	9.9%	448	9.7%	925	9.8%
Asian	184	3.8%	177	3.8%	361	3.8%
American Indian	10	0.2%	11	0.2%	21	0.2%
Alien	109	2.3%	50	1.1%	159	1.7%
Race Unknown	341	7.1%	418	9.1%	759	8.0%
<b>Total</b>	<b>4,827</b>	<b>100.0%</b>	<b>4,611</b>	<b>100.0%</b>	<b>9,438</b>	<b>100.0%</b>

\* Note: Asian includes Pacific Islanders and unknown includes two or more races.

Percentages will not add to 100% due to rounding.

Source: IPEDS Fall Enrollment Survey

**Undergraduate Enrollment by  
Race/Ethnicity  
Fall 2014**



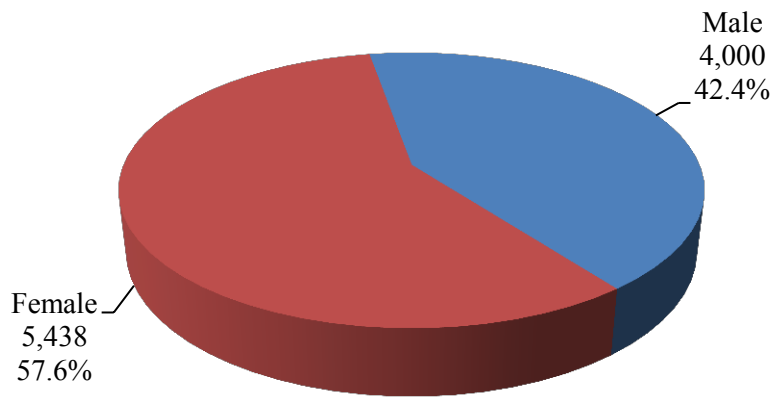
ROWAN COLLEGE AT BURLINGTON COUNTY

**Table II.C.3.b**  
**Undergraduate Enrollment by Gender**  
**Fall 2014**

Gender	<u>Full-time Students</u>		<u>Part-time Students</u>		<u>All Students</u>	
	Number	Percent	Number	Percent	Number	Percent
Male	2,189	45.3%	1,811	39.3%	4,000	42.4%
Female	2,638	54.7%	2,800	60.7%	5,438	57.6%
<b>Total</b>	<b>4,827</b>	<b>100.0%</b>	<b>4,611</b>	<b>100.0%</b>	<b>9,438</b>	<b>100.0%</b>

Source: IPEDS Fall Enrollment Survey

**Enrollment by Gender**  
**Fall 2014**



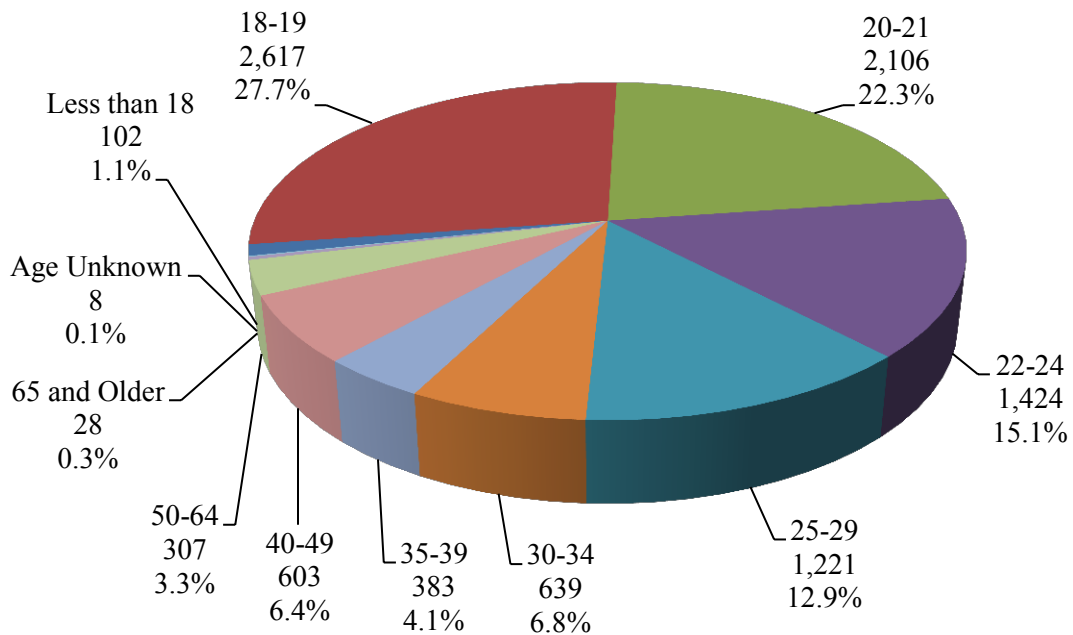
ROWAN COLLEGE AT BURLINGTON COUNTY

**Table II.C.3.c**  
**Undergraduate Enrollment by Age**  
**Fall 2014**

Age	Full-time Students		Part-time Students		All Students	
	Number	Percent	Number	Percent	Number	Percent
Less than 18	37	0.8%	65	1.4%	102	1.1%
18 - 19	2,158	44.7%	459	10.0%	2,617	27.7%
20 - 21	1,231	25.5%	875	19.0%	2,106	22.3%
22 - 24	517	10.7%	907	19.7%	1,424	15.1%
25 - 29	402	8.3%	819	17.8%	1,221	12.9%
30 - 34	177	3.7%	462	10.0%	639	6.8%
35 - 39	110	2.3%	273	5.9%	383	4.1%
40 - 49	133	2.8%	470	10.2%	603	6.4%
50 - 64	59	1.2%	248	5.4%	307	3.3%
65 and older	2	0.0%	26	0.6%	28	0.3%
Age Unknown	1	0.0%	7	0.2%	8	0.1%
<b>Total</b>	<b>4,827</b>	<b>100.0%</b>	<b>4,611</b>	<b>100.2%</b>	<b>9,438</b>	<b>100.1%</b>

Percentages may not add to 100% due to rounding.  
 Source: IPEDS Fall Enrollment Survey

**Enrollment by Age**  
**Fall 2014**



ROWAN COLLEGE AT BURLINGTON COUNTY

**Students Receiving Financial Assistance under each State, Federal & Institutional funded program, including both need-based and merit-based.**

The number of students receiving financial assistance under each state, federal and institutional funded program includes both need-based and merit-based, grants and loans. Table II.C.4.a reflects the number of awards, dollar value, and average dollars per recipient and per award.

**Table II.C.4.a  
Financial Aid from Federally-Funded Programs  
AY 2013-2014**

	<b>Recipients</b>	<b>Amount</b>	<b>Average per Recipient</b>
Pell Grants	3,761	12,200,110	3,243.85
College Work Study	51	117,658	2,307.02
Perkins Loans	0	0	--
SEOG	651	98,782	151.74
PLUS Loans	18	105,632	5868.44
Stafford Loans (Subsidized)	1,285	3,732,444	2,904.63
Stafford Loans (Unsubsidized)	1,015	3,229,008	3,181.29
SMART & ACG or other	0	0	--


Source: NJIPEDS Form #41 Student Financial Aid Report



ROWAN COLLEGE AT BURLINGTON COUNTY

**Table II.C.4.b**  
**Financial Aid from State-Funded Programs**  
**AY 2013-2014**

	<b>Recipients</b>	<b>Amount</b>	<b>Average per Recipient</b>
Tuition Aid Grants (TAG)	1,220	1,667,950	1,367.17
Educational Opportunity Fund (EOF)	102	101,827	998.30
Outstanding Scholars (OSRP)	0	0	--
Distinguished Scholars	0	0	--
Urban Scholars	0	0	--
NJ STARS	175	403,495	2,305.69
NJCLASS Loans	18	79,493	4,416.30




Source: NJIPEDS Form #41 Student Financial Aid Report

**Table II.C.4.c**  
**Financial Aid from Institutional-Funded Programs**  
**AY 2013-2014**

	<b>Recipients</b>	<b>Amount</b>	<b>Average per Recipient</b>
Grants & Scholarships	322	497,011	1,543.51
Loans	0	0	--

Source: NJIPEDS Form #41 Student Financial Aid Report



ROWAN COLLEGE AT BURLINGTON COUNTY

**Students Who Are New Jersey Residents**

Table II.C.5 shows the number and percentage of students who are residents of New Jersey and are first-time, full-time degree seeking students in fall 2014.

**Table II.C.5.a**  
**First-time Full-time Undergraduate Enrollment by State of Residence**  
**Fall 2014**

	<b>New Jersey Residents</b>	<b>Out-of-state Residents</b>	<b>Total</b>	<b>Percent NJ Residents</b>
First-time Full-time Degree Seeking Students	2,149	17	2,166	99.2%

Source: IPEDS Fall Enrollment Survey

**Table II.C.5.b**  
**Undergraduate Enrollment by State of Residence**  
**Fall 2014**

	<b>New Jersey Residents*</b>	<b>Out-of-state Residents</b>	<b>Total</b>	<b>Percent NJ Residents</b>
Students	9,317	121	9,438	98.7%

\*includes State Unknown

Source: SURE Fall Enrollment Survey



**D. Student Outcomes**

**Graduation Rates by Race/Ethnicity:**

**Two and Three-year Combined Graduation and Transfer Rate**

The two-year graduation rates are calculated by the Office of the Secretary of Higher Education. Based on the first-time, full-time freshmen student cohort of fall 2011, the tables are broken down by degree/certificate seeking students (Table II.D.1.b). The three-year rate is a combination of graduation and transfer rates as calculated by the Office of the Secretary of Higher Education. Based on the first-time, full-time students of fall 2011, the table is broken down by race/ethnicity (Table II.D.1.c.)

**Table II.D.1.b  
Two-Year Graduation Rate of Fall 2011 First-time Full-time,  
Degree/Certificate Seeking Students**

	<b>Number of Students</b>	<b>Percentage of Students</b>
Fall 2011 Cohort	1,862	
Graduated after 2 Years	171	9.2%

Source: IPEDS Graduation Rate Survey



ROWAN COLLEGE AT BURLINGTON COUNTY

**Table II.D.1.c**  
**Three-year Rate (Combined Graduation & Transfer) of Fall 2011 First-time Full-time, Degree/Certificate Seeking by Race/Ethnicity**

Race/Ethnicity	Number in Cohort	Graduated after 3 Years		Transferred	
		Number	Percent	Number	Percent
White	1,110	272	24.5%	216	19.5%
Black	374	37	9.9%	82	21.9%
Hispanic	174	29	16.7%	27	15.5%
Asian	64	14	21.9%	17	26.6%
Alien	14	2	14.3%	0	0.0%
Other*	126	23	18.3%	37	29.4%
<b>Total</b>	<b>1,862</b>	<b>377</b>	<b>20.2%</b>	<b>379</b>	<b>20.4%</b>

\* Other includes American Indians, Native Hawaiian and Pacific Islanders, two or more races and unknown race.

Source: IPEDS Graduation Rate Survey

**Retention Rates**

The number and percentage of first-time, full-time freshmen in fall 2013 retained for their third semester (fall 2014) are shown in Table II.D.2.

**Table II.D.2**  
**Third-Semester Retention of First-time Undergraduates, Fall 2013 to Fall 2014**

	Fall 2013 First-time Undergraduates	Retained in Fall 2014	Retention Rate
Full-time	1,848	1,158	62.7%
Part-time	448	175	39.1%

Source: IPEDS Fall Enrollment Survey, Part E





ROWAN COLLEGE AT BURLINGTON COUNTY

**E. Faculty Characteristics**

**Full-time Faculty by Race/Ethnicity, Gender, Tenure Status and Academic Rank**

The number and percentage of full-time faculty by tenure status, gender and race/ethnicity appear in Table II.E.1.



**Table II.E.1  
Full-time Faculty by Race/Ethnicity, Gender, Tenure Status and Academic Rank  
Fall 2014**

Status and Academic Rank	White		Black		Hispanic		Asian		American Indian		Race Unknown		Alien		Total	
	Men	Women	Men	Women	Men	Women	Men	Women	Men	Women	Men	Women	Men	Women	Men	Women
<b>Tenured</b>																
Professors	2	1	0	0	0	0	0	0	0	0	0	0	0	0	2	1
Associate Professor	2	1	1	0	0	0	0	0	0	0	0	0	0	0	3	1
Assistant Professor	2	5	0	0	0	0	0	0	0	0	1	0	0	0	3	5
Other	0	2	0	0	0	0	0	0	0	0	0	0	0	0	0	2
<b>Total Tenured</b>	6	9	1	0	0	0	0	0	0	0	1	0	0	0	8	9
<b>Without Tenure</b>																
Professors	0	0	0	0	0	0	0	0	0	0	0	0	0	0	0	0
Associate Professor	0	0	0	0	0	0	0	0	0	0	0	0	0	0	0	0
Assistant Professor	0	2	0	0	0	0	0	0	0	0	0	0	0	0	0	2
Other	14	18	2	4	0	0	2	1	0	0	1	2	0	1	19	26
<b>Total Without</b>	14	20	2	4	0	0	2	1	0	0	1	2	0	1	19	28
<b>Total Tenured and Without Tenure</b>																
Professors	2	1	0	0	0	0	0	0	0	0	0	0	0	0	2	1
Associate Professor	2	1	1	0	0	0	0	0	0	0	0	0	0	0	3	1
Assistant Professor	2	7	0	0	0	0	0	0	0	0	1	0	0	0	3	7
Other	14	20	2	4	0	0	2	1	0	0	1	2	0	1	19	28
<b>Total Faculty</b>	20	29	3	4	0	0	2	1	0	0	2	2	0	1	27	37

Note: Asian includes Pacific Islanders and unknown includes two or more races.

Source: IPEDS Human Resources Survey

ROWAN COLLEGE AT BURLINGTON COUNTY

The number and percentage of course sections taught by an instructional group appear in Table II.E.2.

**Table II.E.2**  
**Percent of Course Sections Taught by Full-time Faculty**  
**Fall 2014**

Instructor Group	Number of Course Sections Taught	Percent of Course Sections Taught
Full-time Faculty	331	24.7%
Part-time Faculty	964	71.9%
Others	45	3.4%
<b>Total</b>	<b>1,340</b>	<b>100.0%</b>

“Others” includes Full-time Administrators and Teaching Assistants

Source: Fall 2014 Grade Distribution File

**Ratio of Full-time to Part-time Faculty**

The number and percentage of full-time and part-time faculty, or adjuncts, in Fall 2014 appear in Table II.E.3. Instructional Assistants and Full-time staff who teach part-time are excluded from the table.

**Table II.E.3**  
**Ratio of Full-time to Part-time Faculty**  
**Fall 2014**

Instructor Group	Number	Percent
Full-time Faculty	64	9.8%
Part-time Faculty	592	90.2%
<b>Total</b>	<b>656</b>	<b>100.0%</b>

Source: IPEDS Human Resources Survey



ROWAN COLLEGE AT BURLINGTON COUNTY

**F. Governing Board Characteristics**

**Race/Ethnicity and Gender of Governing Board**

Table II.F lists Rowan College at Burlington County’s Board of Trustees for 2015 by name, occupation, residence, race/ethnicity and gender. A list of RCBC Trustees and Emeriti can be found at <http://bcc.edu/board-of-trustees>.

**Table II.F  
Rowan College at Burlington County Board of Trustees  
As of AY 2015**

<b>Name</b>	<b>Occupation</b>	<b>Location</b>	<b>Race/ Ethnicity</b>	<b>Gender</b>
Paul Drayton	President/Board Secretary	Mt. Laurel	African-American	Male
George N. Nyikita	Board Chair/Consultant	Edgewater Park	White	Male
Natalie A. Ghaul	Board Vice Chair/ Deputy Dir. of Research, NJ Gen. Assembly Office	Burlington	African-American	Female
Michael D. Minton	Board Treasurer/ Business Manager	Cinnaminson	White	Male
Kevin Brown	Council Representative	Woodland Twp	White	Male
Primitivo Cruz	Attorney	Marlton	White	Male
Todd C. Flora	Interim Executive County Superintendent of Schools - Burlington County	Toms River	White	Male
Daniel Gee	Attorney	Cinnaminson	White	Male
Kate Gibbs	Business Dev Director	Haddon Twp	White	Female
Brian E. Kamp	Business Representative	Marlton	White	Male
Marilyn Williamson	Legislative Assistant	Marlton	White	Female
William Burns	Board Solicitor/Attorney	Trenton	White	Male

ROWAN COLLEGE AT BURLINGTON COUNTY

**G. Profile of the Institution**

**Degree and Certificate Programs**

All academic programs and options offered at Rowan College at Burlington County are listed in Table II.G.

**Table II.G  
Rowan College at Burlington County Academic Programs  
2014-2015**

---

**Associate of Arts (A.A.) Degree Programs**

Art	Journalism
Communication Arts	Liberal Arts
Education	Philosophy
English	Political Science
Fashion Studies	Psychology
History	Sociology
International Studies	Theatre

**Associate of Fine Arts (A.F.A.) Degree Program**

Art  
Photography

**Associate of Science (A.S.) Degree Programs**

Accounting	Culinary Arts
American Sign Language/Deaf Studies	Education
Biology	Engineering
Biotechnology	Environmental Science
Business Administration	Fashion Product Merchandising
Chemical Engineering	Hospitality and Tourism Management
Chemistry	Liberal Arts and Sciences
Chemistry, Pre-Medical Technology Option	Mathematics
Computer Information Systems	Music
Computer Science	Physics
Construction Management	Sustainable Energy Studies
Criminal Justice	Sustainability – Policy and Management

*Continued*

ROWAN COLLEGE AT BURLINGTON COUNTY

**Table II.G (continued)**  
**Rowan College at Burlington County Academic Programs**  
**2014-2015**

**Associate of Applied Science (A.A.S.) Degree Programs**

Accounting Technology	Fashion Design
Agriculture Business	Fire Science Technology
Alternative Energy Technologies	Food Service & Hospitality Management
American Sign Language/Interpreter Education	Technology
Automotive Technology	Geospatial Technology
Biotechnology	Graphic Design and Digital Media
Business Management Technology	Health Information Technology
Casino and Resort Management	Health Sciences
Computer Aided Drafting & Design Technology	Hearing Instrument Sciences
Computer Management Information Systems	Human Services
Computer Servicing & Networking	Nursing
Technology Option	Paralegal
Culinary Arts	Pastry Arts
Dental Hygiene	Radiography
Diagnostic Medical Sonography	Respiratory Therapy
Electronics Engineering Technology	Retail Management Technology
Energy Management	Technical Studies
Entertainment Technologies:	
Sound & Recording Engineering Option	
Video & Digital Media Production Option	

**Academic Certificate Programs**

Accounting Certificate	Geospatial Technology Certificate
Alternative Energy Technologies Certificate	*Liberal Arts and Sciences Certificate
Automotive Technology Certificate	Photography Certificate
Building Energy Management	Small Business Certificate
Diagnostic Medical Sonography	

**Career Certificates**

*Addictions Counseling Certificate	Family Helper Certificate
Business Paraprofessional	Fire Investigation Certificate
Business Technology	Fire Science Certificate
Cancer Registry Management Certificate	Food Service and Hospitality Management
Coding Certificate	Certificate
*Computed Tomography Certificate	Social Services Certificate – Department of
Computer Networking Support and Servicing	Human Services
Cooking and Baking Certificate	Social Services Cert. – Developmental Disabilities
Disaster Preparedness	*Specification Technology for Fashion Design
Elder-Adult Companion Care Certificate	*Technical Fashion Design Certificate
Electronic Health Record Certificate	

Note: \* Denotes certificates that are not eligible for Financial Aid

---

# ROWAN COLLEGE AT BURLINGTON COUNTY

## **Rowan College at Burlington County Mission Statement**

Rowan College at Burlington County, a comprehensive community college, provides all individuals access to affordable and quality education.

### **Goals**

1. To provide an educational experience that encourages the individual to think critically and to examine and clarify ethical, personal and political values.
2. To prepare individuals for transfer to four-year colleges, for employment in business and industry and for new career skills.
3. To enable individuals to strengthen their academic skills through adaptive learning, counseling and academic support.
4. To enrich the quality of life by sponsoring cultural, recreational and personal interest activities through an extensive program of community and continuing education.
5. To engage in partnerships with the private and public sectors and to implement programs that address their identified employment needs.
6. To provide state-of-the-art technologies in the education and training of all individuals through an appropriate mix of delivery systems.

# ROWAN COLLEGE AT BURLINGTON COUNTY

## **H. Major Research and Public Service Activities 2014-2015**

### **Preserving high-quality and affordable education**



The college took an enormous step toward preserving access to high-quality affordable education through an agreement with Rowan University that will create a path to a four-year university that will cost students about \$30,000 for a bachelor's degree.

The former Burlington County College rebranded itself Rowan College at Burlington County (RCBC) to reinforce the fact that the stakes have increased dramatically for students in Burlington

County.

All students who graduate RCBC are conditionally-accepted into most Rowan University programs, whether on the main campus in Glassboro, through online degree completion programs in psychology and law and justice, and programs on the Mount Laurel campus that will begin with general studies in January 2016.

Future offerings will include:

- Electrical and computer engineering
- Liberal studies
- Computing and informatics
- Nursing
- Mechanical engineering
- Master's in STEM (science, technology, engineering and math) education

Rowan University will offer a 15 percent discount on programs taught online or on the Mount Laurel campus.

Students from certain counties in central and southern New Jersey and eastern Pennsylvania, who apply directly to Rowan University, will be sent an admission letter conditionally accepting them to the university if they achieve an associate degree from Rowan College at Burlington County.

## ROWAN COLLEGE AT BURLINGTON COUNTY

### New Leadership – President Paul Drayton



Nationally recognized industry, government and education leader Paul Drayton was appointed the college's fifth permanent president in March 2015 after five years heading Burlington County government as county administrator.

With a supportive and inclusive leadership style, and extensive experience of reengineering organizations to find creative ways of saving constituents money and reducing operating costs, President Drayton wasted no time proving his capability as the leader of Rowan College at Burlington County.

Within his first 100 days, President Drayton:

- Crafted a budget without a tuition increase.
- Welcomed future presidential candidate Governor Christie and dozens of the state's education and political leaders to campus.
- Made a \$30,000, four-year degree possible.
- Opened the college's Workforce Development Institute, which will be a national model of shared services and workforce development.

President Drayton immediately implemented a five-point transformation plan to solve the affordability crisis in higher education:

- The partnership with Rowan University provides a path to a four-year university degree for a total of \$30,000.
- The Workforce Development Institute leverages all of the workforce development resources of the county and college into one powerful unit capable of providing relevant training and career paths that employees and employers need today and tomorrow.
- Modernizing the college's facilities will provide the ultimate campus experience for students, faculty and staff while providing greater operational efficiencies.
- Realigning the management organization will improve the college's student-focused approach with a greater priority on increasing enrollment, enhancing the overall experience, and improving student engagement and success.
- A new strategic plan will commit the college's student-focused approach with goals and strategies through 2020.




## ROWAN COLLEGE AT BURLINGTON COUNTY

### One of the top colleges in the nation

Rowan College at Burlington County ranks among the top community colleges in the nation by the value it adds to a graduate's earning power, according to the independent nonprofit Brookings Institution.

RCBC ranked among the top 50 community colleges in the nation because its graduates earnings are 6.1 percent more than those at similar colleges throughout the nation.

### Technology in the classroom



In September, 2014, Parts Life, Inc. generously donated a new 3-D printer to the college. The state-of-the-art technology is being used to provide students with modern in-demand training and learning opportunities across a number of disciplines at the college.

Using the 3-D printer and candlelight, art and science students participating in the college's innovative Undergraduate Research Program attempted to replicate Galileo's astronomy from 400 years ago - helping satisfy Professor Greg Perugini's curiosity about how Galileo was able to create such detailed images of the moon. Students in the program, which is supported by Lockheed Martin, are exposed to a number of research topics and have the opportunity to work directly with faculty in the design, execution and reporting of original research projects.

The college's Board of Trustees approved two new technology-related associate degree programs, cybersecurity and cancer registry management, and a certificate program in magnetic resonance for certified radiologists who want to advance their careers.

### Faculty and student accomplishments

**Phi Theta Kappa (PTK)**, the international honor society for two-year colleges named student **Michael Ippoliti**, of Edgewater Park, one of 15 Guistwhite Scholars, out of more than 1,700 applicants, for his outstanding academic achievement, leadership accomplishment and engagement in PTK Programs. Ippoliti is the first RCBC recipient since 2002. PTK also recognized **Assistant Math Professor William Whitfield** as one of 30 Distinguished Advisors,



## ROWAN COLLEGE AT BURLINGTON COUNTY

an honor reserved for advisors who have made significant contributions to the growth of PTK members and encouraged involvement on the local, regional and/or international levels.

**Math Lecturer Jonathan Weisbrod** was one of 16 college instructors selected for a statewide fellowship designed to help new faculty members and improve undergraduate mathematics education. NJ-NExT, New Experiences in Teaching, is a professional development program for relatively new college-level faculty sponsored by the Mathematical Association of America. The program does not accept new members every year and has 63 members since 2005.

**Art Program Curriculum Coordinator and Art History Instructor Jayne Yantz** was among 25 educators in the country chosen to participate in, “The Legacy of Ancient Italy: The Etruscans and Early Romans,” a National Endowment for the Humanities Summer Institute sponsored by the Community College Humanities Association. The highly competitive NEH Summer Institute was held over the course of three weeks in Lugano, Switzerland and then three cities in Italy: Bologna, Orvieto and Rome. Yantz has also participated in a previous NEH Institute to Peru, a Fulbright-Hays Program to Jordan and a Gilder Lehrman Institute in Virginia to study Thomas Jefferson and Monticello.

First-year **radiography student Robert Griffin** earned top prize in a statewide radiology competition sponsored by the New Jersey Society of Radiologic Technologists. The Emma Wolfe Student Bee Competition, named for a founding member of the Council of Radiologic Technology Educators of New Jersey, tests students’ knowledge of the field.



Two **Health Information Technology (HIT) students Kathleen Boyd**, of Brigantine, and **Kristina McClelland**, 28, of Fort Dix, were awarded the Kathleen A. Frawley Memorial Scholarship at the New Jersey Health Information Management Association’s annual meeting in Atlantic City.

**Director of Health Information Technology Susan Scully** accepted the American Health Information Management Association’s Mentor Award. She was recognized for passionately promoting the HIM profession, serving as an excellent role model, and making a lasting, positive difference in the lives of students and colleagues.

### **Five commendations from accreditation review**

The college’s Periodic Review Report, a midpoint in the decennial accreditation process, was due during a challenging time for higher education and when the college was undergoing significant leadership change that included five different presidents in three years.

Yet, the Middle States Commission on Higher Education commended the college five different times while reaffirming the college’s accreditation.

The reviewers were particularly impressed with the college’s commitment to assessment for self-improvement despite several changes in senior leadership.

### **A new chapter for First Book**

The African American Chamber of Commerce of New Jersey recognized the college for its efforts to strengthen New Jersey through public and private partnerships.

## ROWAN COLLEGE AT BURLINGTON COUNTY

The college has partnered with the chamber on several literacy, student-success and business development initiatives in recent years, most notably First Book, which sends 40,000 books to children in need throughout the community to promote childhood literacy.

With support from N.J. Secretary of Higher Education Rochelle Hendricks, the project expanded to Mercer County in 2015 and aims to grow again in spring 2016. In the two years combined, First Book was supported by more than 350 volunteers who distributed 87,000 books to children in need through 130 organizations in four counties.

### **More opportunities for students**

The University of the Sciences, the nation's first college of pharmacy, began offering admission into its pharmaceutical and healthcare business, and exercise science and wellness management, while DelVal University enhanced its existing agreement to make transfer easier and add new programs.

Rowan University's renowned engineering program will serve a broader base of engineering students than a previous program with Drexel University, which announced it is ending onsite community college partnerships in late 2014.

**Who to Contact**

For additional information or clarification of material contained in this report please contact:

LaShawn Bane, Manager of Institutional Research  
Office of Institutional Research  
Rowan College at Burlington County  
601 Pemberton Browns Mills Road  
Pemberton, NJ 08068-1599

Phone: (609) 894-9311  
E-mail: [lbane@bcc.edu](mailto:lbane@bcc.edu)

ROWAN COLLEGE AT BURLINGTON COUNTY



**Rowan College**  
**at**  
**BURLINGTON COUNTY**