

NJ FamilyCare* - January 2016

Eligibility Category	Age < 21	Age > 20	Total
Aged	0	90,142	90,142
Blind	51	725	776
Disabled	30,437	174,514	204,951
Non-ABD Children	795,169	0	795,169
Non-ABD Adults	16,106	605,592	621,698
Total	841,763	870,973	1,712,736

* - **NJFamilyCare** includes all individuals receiving public medical assistance through the Division of Medical Assistance and Health Services and includes those eligible for federal reimbursement through the Medicaid program and Children's Health Insurance Program established in the federal Social Security Act and those eligible for other public medical assistance programs established through various state laws.

NJ FamilyCare* - January 2016

County	Medicaid	M-CHIP 107 to 142% FPL	SCHIP Children 142 to 150% FPL	SCHIP Children 150 to 200% FPL	SCHIP Children 200 to 350% FPL	Children's Services	Total
Atlantic	25,839	2,218	167	1,685	1,218	1,517	32,644
Bergen	29,936	6,063	454	4,561	4,896	1,174	47,084
Burlington	20,019	2,560	165	1,874	1,789	2,274	28,681
Camden	45,107	5,245	294	2,859	2,695	2,309	58,509
Cape May	6,111	892	48	425	378	438	8,292
Cumberland	17,677	2,132	133	1,394	981	1,103	23,420
Essex	76,929	9,615	314	3,674	3,122	3,300	96,954
Gloucester	15,027	2,013	119	1,144	1,302	1,478	21,083
Hudson	67,947	10,448	597	3,376	3,098	1,316	86,782
Hunterdon	2,256	374	34	300	362	490	3,816
Mercer	22,838	3,574	168	2,319	1,662	2,628	33,189
Middlesex	40,053	8,285	570	5,514	4,915	1,483	60,820
Monmouth	27,076	4,067	298	2,309	2,349	1,518	37,617
Morris	11,283	2,406	152	1,460	1,410	1,094	17,805
Ocean	52,875	6,321	373	4,374	4,879	1,761	70,583
Passaic	55,959	8,912	901	3,975	3,277	972	73,996
Salem	4,835	546	31	368	312	610	6,702
Somerset	10,017	2,100	144	1,145	1,226	842	15,474
Sussex	3,627	647	54	602	673	600	6,203
Union	42,576	6,577	412	3,332	2,976	1,291	57,164
Warren	4,951	671	26	445	472	408	6,973
Other	3	0	0	0	0	1,375	1,378
Total	582,941	85,666	5,454	47,135	43,992	29,981	795,169

Columns Include children eligible through CHIPRA - 9,959

NJ FamilyCare* - January 2016

County	Medicaid *	ABP Parent up to 133% FPL	ABP Other Adults up to 133% FPL	Total
Atlantic	5,782	8,010	14,795	28,587
Bergen	5,354	12,861	23,723	41,938
Burlington	5,160	6,765	13,310	25,235
Camden	10,388	14,643	26,777	51,808
Cape May	1,378	2,467	4,401	8,246
Cumberland	3,433	4,529	8,234	16,196
Essex	17,033	22,052	38,413	77,498
Gloucester	4,121	5,553	9,495	19,169
Hudson	11,293	24,407	33,794	69,494
Hunterdon	381	832	2,138	3,351
Mercer	4,348	6,541	12,163	23,052
Middlesex	5,776	14,825	23,485	44,086
Monmouth	4,632	8,329	16,547	29,508
Morris	2,062	4,141	10,154	16,357
Ocean	6,719	19,258	17,247	43,224
Passaic	10,255	19,225	26,823	56,303
Salem	1,124	1,459	2,467	5,050
Somerset	1,506	3,459	5,992	10,957
Sussex	962	1,614	3,539	6,115
Union	6,277	14,087	18,894	39,258
Warren	1,078	1,974	3,209	6,261
Other	2	0	3	5
Total	109,064	197,031	315,603	621,698

* Column Includes Pregnant Women eligible through CHIPRA - 1,696

NJ FamilyCare* - January 2016

County	Aged	Blind	Disabled	Total
ATLANTIC	2,614	21	7,977	10,612
BERGEN	10,840	43	10,749	21,632
BURLINGTON	2,486	36	8,502	11,024
CAMDEN	4,525	83	20,134	24,742
CAPE MAY	899	6	2,659	3,564
CUMBERLAND	1,502	23	7,436	8,961
ESSEX	9,360	126	31,442	40,928
GLOUCESTER	1,307	16	6,331	7,654
HUDSON	10,996	87	20,660	31,743
HUNTERDON	491	6	1,554	2,051
MERCER	3,191	42	11,601	14,834
MIDDLESEX	9,680	54	12,312	22,046
MONMOUTH	4,359	42	9,994	14,395
MORRIS	3,965	14	5,270	9,249
OCEAN	3,761	26	10,059	13,846
PASSAIC	8,874	69	15,729	24,672
SALEM	447	4	2,489	2,940
SOMERSET	2,902	12	3,743	6,657
SUSSEX	603	9	2,217	2,829
UNION	6,316	51	11,734	18,101
WARREN	779	6	2,093	2,878
OTHER	245	0	266	511
Total	90,142	776	204,951	295,869

Includes 27,604 individuals in home and community-based waiver programs

NJ FamilyCare* - February 2016

Eligibility Category	Age < 21	Age > 20	Total
Aged	0	90,041	90,041
Blind	51	725	776
Disabled	30,286	174,162	204,448
Non-ABD Children	798,547	0	798,547
Non-ABD Adults	16,094	622,885	638,979
Total	844,978	887,813	1,732,791

* - **NJFamilyCare** includes all individuals receiving public medical assistance through the Division of Medical Assistance and Health Services and includes those eligible for federal reimbursement through the Medicaid program and Children's Health Insurance Program established in the federal Social Security Act and those eligible for other public medical assistance programs established through various state laws.

NJ FamilyCare* - February 2016

County	Medicaid	M-CHIP 107 to 142% FPL	SCHIP Children 142 to 150% FPL	SCHIP Children 150 to 200% FPL	SCHIP Children 200 to 350% FPL	Children's Services	Total
Atlantic	25,781	2,251	159	1,727	1,228	1,517	32,663
Bergen	29,876	6,079	462	4,603	4,977	1,194	47,191
Burlington	20,132	2,572	160	1,930	1,777	2,305	28,876
Camden	45,446	5,291	285	2,917	2,677	2,345	58,961
Cape May	6,121	897	47	433	385	447	8,330
Cumberland	17,866	2,148	143	1,409	971	1,121	23,658
Essex	77,086	9,648	308	3,808	3,139	3,299	97,288
Gloucester	15,105	2,015	121	1,170	1,321	1,502	21,234
Hudson	67,955	10,497	583	3,482	3,146	1,321	86,984
Hunterdon	2,281	382	38	313	369	496	3,879
Mercer	22,906	3,590	182	2,361	1,678	2,685	33,402
Middlesex	40,421	8,328	582	5,670	5,015	1,495	61,511
Monmouth	27,163	4,095	293	2,384	2,354	1,570	37,859
Morris	11,064	2,325	166	1,523	1,466	1,139	17,683
Ocean	52,887	6,379	357	4,442	4,939	1,772	70,776
Passaic	56,024	8,856	901	4,044	3,293	991	74,109
Salem	4,843	530	32	379	314	618	6,716
Somerset	10,070	2,105	145	1,189	1,227	857	15,593
Sussex	3,682	640	51	606	667	594	6,240
Union	42,424	6,648	402	3,427	3,022	1,293	57,216
Warren	5,003	668	26	445	471	406	7,019
Other	4	0	0	0	0	1,355	1,359
Total	584,140	85,944	5,443	48,262	44,436	30,322	798,547

Columns Include children eligible through CHIPRA - 10,025

NJ FamilyCare* - February 2016

County	Medicaid *	ABP Parent up to 133% FPL	ABP Other Adults up to 133% FPL	Total
Atlantic	5,798	8,101	15,213	29,112
Bergen	5,561	12,965	25,273	43,799
Burlington	5,268	6,866	13,924	26,058
Camden	10,596	14,702	27,994	53,292
Cape May	1,351	2,464	4,543	8,358
Cumberland	3,470	4,558	8,581	16,609
Essex	16,987	22,383	40,048	79,418
Gloucester	4,159	5,618	10,088	19,865
Hudson	11,289	24,479	35,292	71,060
Hunterdon	412	825	2,332	3,569
Mercer	4,380	6,582	12,471	23,433
Middlesex	5,989	14,988	24,891	45,868
Monmouth	4,745	8,406	17,561	30,712
Morris	2,050	4,118	10,141	16,309
Ocean	6,885	19,359	18,212	44,456
Passaic	10,241	19,272	27,669	57,182
Salem	1,134	1,502	2,558	5,194
Somerset	1,572	3,437	6,331	11,340
Sussex	1,022	1,615	3,750	6,387
Union	6,419	14,110	19,923	40,452
Warren	1,103	1,982	3,417	6,502
Other	1	0	3	4
Total	110,432	198,332	330,215	638,979

* Column Includes Pregnant Women eligible through CHIPRA - 1,707

NJ FamilyCare* - February 2016

County	Aged	Blind	Disabled	Total
ATLANTIC	2,586	20	7,991	10,597
BERGEN	10,791	44	10,752	21,587
BURLINGTON	2,476	35	8,526	11,037
CAMDEN	4,537	84	20,119	24,740
CAPE MAY	897	5	2,638	3,540
CUMBERLAND	1,504	23	7,439	8,966
ESSEX	9,360	127	31,258	40,745
GLOUCESTER	1,307	16	6,297	7,620
HUDSON	10,948	87	20,523	31,558
HUNTERDON	494	6	1,547	2,047
MERCER	3,200	40	11,609	14,849
MIDDLESEX	9,670	53	12,284	22,007
MONMOUTH	4,369	41	9,975	14,385
MORRIS	3,961	14	5,260	9,235
OCEAN	3,803	27	10,015	13,845
PASSAIC	8,859	69	15,670	24,598
SALEM	441	5	2,501	2,947
SOMERSET	2,904	12	3,754	6,670
SUSSEX	597	9	2,204	2,810
UNION	6,331	53	11,727	18,111
WARREN	770	6	2,094	2,870
OTHER	236	0	265	501
Total	90,041	776	204,448	295,265

Includes 27,975 individuals in home and community-based waiver programs

NJ FamilyCare* - March 2016

Eligibility Category	Age < 21	Age > 20	Total
Aged	0	90,351	90,351
Blind	53	732	785
Disabled	30,302	174,616	204,918
Non-ABD Children	803,060	0	803,060
Non-ABD Adults	16,392	630,823	647,215
Total	849,807	896,522	1,746,329

* - **NJFamilyCare** includes all individuals receiving public medical assistance through the Division of Medical Assistance and Health Services and includes those eligible for federal reimbursement through the Medicaid program and Children's Health Insurance Program established in the federal Social Security Act and those eligible for other public medical assistance programs established through various state laws.

Non-ABD Children* - March 2016

County	Medicaid	M-CHIP 107 to 142% FPL	SCHIP Children 142 to 150% FPL	SCHIP Children 150 to 200% FPL	SCHIP Children 200 to 350% FPL	Children's Services	Total
Atlantic	25,781	2,281	162	1,750	1,252	1,586	32,812
Bergen	29,970	6,119	456	4,677	5,036	1,211	47,469
Burlington	20,038	2,614	150	1,972	1,805	2,335	28,914
Camden	45,807	5,294	291	2,898	2,705	2,371	59,366
Cape May	6,124	886	45	437	431	445	8,368
Cumberland	18,140	2,173	141	1,397	984	1,171	24,006
Essex	77,552	9,624	318	3,933	3,199	3,313	97,939
Gloucester	15,182	1,996	126	1,209	1,339	1,532	21,384
Hudson	68,242	10,570	585	3,567	3,185	1,311	87,460
Hunterdon	2,291	384	38	306	369	509	3,897
Mercer	22,869	3,615	177	2,419	1,726	2,730	33,536
Middlesex	40,862	8,407	605	5,790	5,124	1,503	62,291
Monmouth	26,996	4,114	286	2,473	2,363	1,608	37,840
Morris	10,742	2,255	180	1,632	1,532	1,185	17,526
Ocean	52,998	6,324	361	4,631	5,138	1,790	71,242
Passaic	56,229	8,812	913	4,134	3,410	1,002	74,500
Salem	4,827	553	30	388	313	629	6,740
Somerset	10,056	2,094	138	1,194	1,247	853	15,582
Sussex	3,689	623	49	617	669	606	6,253
Union	42,483	6,647	398	3,539	3,101	1,309	57,477
Warren	5,059	678	31	448	477	399	7,092
Other	4	0	0	0	0	1,362	1,366
Total	585,941	86,063	5,480	49,411	45,405	30,760	803,060

*Columns Include children eligible through CHIPRA - 10,116

Non-ABD Adults - March 2016

County	Medicaid *	ABP Parent up to 133% FPL	ABP Other Adults up to 133% FPL	Total
Atlantic	5,693	8,217	15,465	29,375
Bergen	5,588	13,077	25,965	44,630
Burlington	5,289	6,892	14,083	26,264
Camden	10,712	14,801	28,597	54,110
Cape May	1,317	2,472	4,598	8,387
Cumberland	3,490	4,658	8,731	16,879
Essex	16,830	22,876	40,675	80,381
Gloucester	4,197	5,636	10,318	20,151
Hudson	11,239	24,738	36,053	72,030
Hunterdon	417	837	2,396	3,650
Mercer	4,351	6,631	12,729	23,711
Middlesex	6,109	15,166	25,606	46,881
Monmouth	4,742	8,339	17,888	30,969
Morris	2,055	4,095	10,230	16,380
Ocean	6,886	19,510	18,544	44,940
Passaic	10,122	19,497	28,100	57,719
Salem	1,119	1,506	2,561	5,186
Somerset	1,559	3,464	6,507	11,530
Sussex	1,037	1,620	3,798	6,455
Union	6,420	14,136	20,411	40,967
Warren	1,127	1,994	3,495	6,616
Other	1	0	3	4
Total	110,300	200,162	336,753	647,215

* Column Includes Pregnant Women eligible through CHIPRA - 1,715

ABD Eligibles* - March 2016

County	Aged	Blind	Disabled	Total
ATLANTIC	2,612	18	8,007	10,637
BERGEN	10,863	44	10,779	21,686
BURLINGTON	2,480	35	8,577	11,092
CAMDEN	4,557	85	20,158	24,800
CAPE MAY	903	5	2,609	3,517
CUMBERLAND	1,494	22	7,464	8,980
ESSEX	9,375	129	31,287	40,791
GLOUCESTER	1,322	16	6,324	7,662
HUDSON	10,987	90	20,538	31,615
HUNTERDON	483	6	1,562	2,051
MERCER	3,196	41	11,640	14,877
MIDDLESEX	9,692	53	12,312	22,057
MONMOUTH	4,391	42	10,000	14,433
MORRIS	3,975	15	5,315	9,305
OCEAN	3,813	28	10,051	13,892
PASSAIC	8,839	70	15,706	24,615
SALEM	441	5	2,491	2,937
SOMERSET	2,919	12	3,780	6,711
SUSSEX	608	9	2,219	2,836
UNION	6,392	54	11,723	18,169
WARREN	780	6	2,113	2,899
OTHER	229	0	263	492
Total	90,351	785	204,918	296,054

**Includes 27,814 individuals in home and community-based waiver programs*

NJ FamilyCare* - April 2016

Eligibility Category	Age < 21	Age > 20	Total
Aged	0	90,562	90,562
Blind	49	732	781
Disabled	30,244	174,747	204,991
Non-ABD Children	802,925	0	802,925
Non-ABD Adults	16,479	631,352	647,831
Total	849,697	897,393	1,747,090

* - **NJFamilyCare** includes all individuals receiving public medical assistance through the Division of Medical Assistance and Health Services and includes those eligible for federal reimbursement through the Medicaid program and Children's Health Insurance Program established in the federal Social Security Act and those eligible for other public medical assistance programs established through various state laws.

Non-ABD Children - April 2016

County	Medicaid	M-CHIP 107 to 142% FPL	SCHIP Children 142 to 150% FPL	SCHIP Children 150 to 200% FPL	SCHIP Children 200 to 350% FPL	Children's Services	Total
Atlantic	25,745	2,295	165	1,757	1,311	1,594	32,867
Bergen	29,755	6,119	472	4,752	5,156	1,204	47,458
Burlington	19,934	2,601	173	1,950	1,817	2,354	28,829
Camden	45,898	5,309	273	2,894	2,699	2,367	59,440
Cape May	6,097	879	44	450	417	450	8,337
Cumberland	18,299	2,191	133	1,398	965	1,173	24,159
Essex	76,241	9,264	312	3,932	3,357	3,324	96,430
Gloucester	15,266	1,986	130	1,206	1,390	1,552	21,530
Hudson	68,175	10,755	572	3,599	3,200	1,327	87,628
Hunterdon	2,285	375	36	327	386	493	3,902
Mercer	22,949	3,642	186	2,460	1,739	2,748	33,724
Middlesex	40,999	8,507	621	5,895	5,312	1,502	62,836
Monmouth	26,890	4,113	290	2,551	2,398	1,631	37,873
Morris	10,160	2,157	199	1,798	1,628	1,183	17,125
Ocean	53,135	6,344	375	4,692	5,270	1,783	71,599
Passaic	56,181	8,733	920	4,207	3,540	1,012	74,593
Salem	4,833	563	33	386	308	634	6,757
Somerset	9,960	2,096	139	1,200	1,320	847	15,562
Sussex	3,679	614	53	598	701	608	6,253
Union	42,418	6,615	386	3,597	3,199	1,321	57,536
Warren	5,086	666	32	438	511	401	7,134
Other	5	1	0	0	0	1,347	1,353
Total	583,990	85,825	5,544	50,087	46,624	30,855	802,925

Columns Include children eligible through CHIPRA -

10,237

Non-ABD Adults - April 2016

County	Medicaid *	ABP Parent up to 133% FPL	ABP Other Adults up to 133% FPL	Total
Atlantic	5,569	8,307	15,671	29,547
Bergen	5,499	13,008	26,164	44,671
Burlington	5,180	6,868	13,825	25,873
Camden	10,776	14,801	29,004	54,581
Cape May	1,292	2,466	4,671	8,429
Cumberland	3,506	4,678	8,882	17,066
Essex	16,553	22,612	41,004	80,169
Gloucester	4,196	5,610	10,422	20,228
Hudson	11,108	24,794	36,307	72,209
Hunterdon	428	833	2,380	3,641
Mercer	4,319	6,666	12,799	23,784
Middlesex	6,128	15,244	26,038	47,410
Monmouth	4,690	8,276	17,917	30,883
Morris	1,981	3,938	9,834	15,753
Ocean	6,951	19,530	18,623	45,104
Passaic	10,021	19,477	28,175	57,673
Salem	1,105	1,518	2,571	5,194
Somerset	1,497	3,442	6,512	11,451
Sussex	1,026	1,623	3,799	6,448
Union	6,333	14,156	20,565	41,054
Warren	1,138	1,987	3,531	6,656
Other	1	2	4	7
Total	109,297	199,836	338,698	647,831

* Column Includes Pregnant Women eligible through CHIPRA - 1,743

ABD Eligibles - April 2016

County	Aged	Blind	Disabled	Total
ATLANTIC	2,630	18	8,038	10,686
BERGEN	10,911	44	10,805	21,760
BURLINGTON	2,482	35	8,586	11,103
CAMDEN	4,555	85	20,127	24,767
CAPE MAY	907	5	2,618	3,530
CUMBERLAND	1,482	21	7,484	8,987
ESSEX	9,354	131	31,189	40,674
GLOUCESTER	1,324	15	6,348	7,687
HUDSON	11,004	91	20,506	31,601
HUNTERDON	478	6	1,561	2,045
MERCER	3,192	39	11,626	14,857
MIDDLESEX	9,712	52	12,357	22,121
MONMOUTH	4,413	43	10,018	14,474
MORRIS	3,988	14	5,332	9,334
OCEAN	3,815	27	10,058	13,900
PASSAIC	8,869	68	15,702	24,639
SALEM	425	5	2,492	2,922
SOMERSET	2,953	13	3,802	6,768
SUSSEX	618	9	2,241	2,868
UNION	6,434	54	11,722	18,210
WARREN	793	6	2,122	2,921
OTHER	223	0	257	480
Total	90,562	781	204,991	296,334

Includes 28,255 individuals in home and community-based waiver programs

NJ FamilyCare* - May 2016

Eligibility Category	Age < 21	Age > 20	Total
Aged	0	90,786	90,786
Blind	52	732	784
Disabled	30,124	174,758	204,882
Non-ABD Children	804,136	0	804,136
Non-ABD Adults	16,428	632,589	649,017
Total	850,740	898,865	1,749,605

* - **NJFamilyCare** includes all individuals receiving public medical assistance through the Division of Medical Assistance and Health Services and includes those eligible for federal reimbursement through the Medicaid program and Children's Health Insurance Program established in the federal Social Security Act and those eligible for other public medical assistance programs established through various state laws.

Non-ABD Children - May 2016

County	Medicaid	M-CHIP 107 to 142% FPL	SCHIP Children 142 to 150% FPL	SCHIP Children 150 to 200% FPL	SCHIP Children 200 to 350% FPL	Children's Services	Total
Atlantic	25,556	2,317	158	1,800	1,343	1,602	32,776
Bergen	29,761	6,112	457	4,826	5,277	1,240	47,673
Burlington	19,513	2,553	178	1,977	1,924	2,336	28,481
Camden	45,957	5,340	279	2,959	2,780	2,381	59,696
Cape May	6,030	865	44	487	424	451	8,301
Cumberland	18,204	2,220	141	1,411	996	1,176	24,148
Essex	76,612	9,360	331	4,013	3,443	3,319	97,078
Gloucester	15,261	1,963	135	1,219	1,408	1,553	21,539
Hudson	67,867	10,830	580	3,596	3,262	1,318	87,453
Hunterdon	2,272	368	31	333	381	528	3,913
Mercer	22,960	3,651	186	2,458	1,808	2,713	33,776
Middlesex	41,107	8,567	614	6,030	5,458	1,508	63,284
Monmouth	26,751	4,105	281	2,645	2,458	1,659	37,899
Morris	10,044	2,200	200	1,815	1,707	1,186	17,152
Ocean	53,134	6,438	365	4,766	5,453	1,787	71,943
Passaic	56,093	8,643	940	4,331	3,628	1,023	74,658
Salem	4,857	579	27	372	311	648	6,794
Somerset	9,947	2,110	138	1,209	1,371	849	15,624
Sussex	3,700	601	54	592	677	613	6,237
Union	41,985	6,631	365	3,613	3,301	1,321	57,216
Warren	5,047	676	39	451	520	407	7,140
Other	3	1	0	0	0	1,351	1,355
Total	582,661	86,130	5,543	50,903	47,930	30,969	804,136

Columns Include children eligible through CHIPRA -

10,253

Non-ABD Adults - May 2016

County	Medicaid *	ABP Parent up to 133% FPL	ABP Other Adults up to 133% FPL	Total
Atlantic	5,499	8,289	15,768	29,556
Bergen	5,425	13,079	26,549	45,053
Burlington	5,065	6,816	13,922	25,803
Camden	10,812	14,837	29,305	54,954
Cape May	1,291	2,446	4,681	8,418
Cumberland	3,442	4,700	8,786	16,928
Essex	16,387	23,088	41,264	80,739
Gloucester	4,161	5,639	10,460	20,260
Hudson	10,893	24,785	36,353	72,031
Hunterdon	426	832	2,418	3,676
Mercer	4,277	6,690	12,721	23,688
Middlesex	6,207	15,407	26,419	48,033
Monmouth	4,735	8,241	18,045	31,021
Morris	2,013	3,867	9,443	15,323
Ocean	6,951	19,504	18,630	45,085
Passaic	9,923	19,504	28,187	57,614
Salem	1,109	1,526	2,579	5,214
Somerset	1,476	3,426	6,581	11,483
Sussex	1,032	1,627	3,858	6,517
Union	6,280	14,039	20,646	40,965
Warren	1,138	1,975	3,535	6,648
Other	2	2	4	8
Total	108,544	200,319	340,154	649,017

* Column Includes Pregnant Women eligible through CHIPRA - 1,706

ABD Eligibles - May 2016

County	Aged	Blind	Disabled	Total
ATLANTIC	2,654	19	8,061	10,734
BERGEN	10,942	45	10,871	21,858
BURLINGTON	2,465	34	8,565	11,064
CAMDEN	4,563	84	20,045	24,692
CAPE MAY	910	5	2,611	3,526
CUMBERLAND	1,492	23	7,479	8,994
ESSEX	9,387	128	31,125	40,640
GLOUCESTER	1,335	17	6,376	7,728
HUDSON	11,026	90	20,495	31,611
HUNTERDON	474	6	1,552	2,032
MERCER	3,209	39	11,642	14,890
MIDDLESEX	9,732	52	12,345	22,129
MONMOUTH	4,423	43	10,018	14,484
MORRIS	4,004	15	5,335	9,354
OCEAN	3,830	27	10,047	13,904
PASSAIC	8,898	69	15,699	24,666
SALEM	427	5	2,505	2,937
SOMERSET	2,948	14	3,785	6,747
SUSSEX	617	9	2,228	2,854
UNION	6,439	54	11,719	18,212
WARREN	791	6	2,122	2,919
OTHER	220	0	257	477
Total	90,786	784	204,882	296,452

Includes 28,870 individuals in home and community-based waiver programs

NJ FamilyCare* - June 2016

Eligibility Category	Age < 21	Age > 20	Total
Aged	0	91,493	91,493
Blind	51	738	789
Disabled	29,926	174,951	204,877
Non-ABD Children	808,601	0	808,601
Non-ABD Adults	16,572	638,155	654,727
Total	855,150	905,337	1,760,487

* - **NJFamilyCare** includes all individuals receiving public medical assistance through the Division of Medical Assistance and Health Services and includes those eligible for federal reimbursement through the Medicaid program and Children's Health Insurance Program established in the federal Social Security Act and those eligible for other public medical assistance programs established through various state laws.

Non-ABD Children - June 2016

County	Medicaid	M-CHIP 107 to 142% FPL	SCHIP Children 142 to 150% FPL	SCHIP Children 150 to 200% FPL	SCHIP Children 200 to 350% FPL	Children's Services	Total
Atlantic	25,561	2,345	153	1,805	1,362	1,649	32,875
Bergen	29,903	6,216	462	4,903	5,321	1,245	48,050
Burlington	19,202	2,592	176	1,942	1,979	2,345	28,236
Camden	46,109	5,391	280	2,971	2,803	2,408	59,962
Cape May	6,058	853	38	493	454	450	8,346
Cumberland	18,355	2,248	142	1,414	1,014	1,201	24,374
Essex	78,051	9,582	325	4,043	3,512	3,341	98,854
Gloucester	15,258	1,989	129	1,211	1,419	1,533	21,539
Hudson	67,448	10,797	579	3,664	3,289	1,311	87,088
Hunterdon	2,270	388	28	337	387	518	3,928
Mercer	23,084	3,680	198	2,479	1,851	2,796	34,088
Middlesex	41,195	8,654	608	6,121	5,585	1,498	63,661
Monmouth	26,729	4,112	271	2,702	2,530	1,663	38,007
Morris	10,299	2,286	189	1,846	1,742	1,201	17,563
Ocean	53,256	6,557	378	4,849	5,606	1,792	72,438
Passaic	56,146	8,725	946	4,506	3,671	1,024	75,018
Salem	4,880	607	35	371	315	681	6,889
Somerset	9,955	2,091	144	1,209	1,389	854	15,642
Sussex	3,749	616	58	572	698	624	6,317
Union	41,678	6,678	360	3,720	3,394	1,318	57,148
Warren	5,084	690	42	454	552	407	7,229
Other	3	1	0	0	0	1,345	1,349
Total	584,273	87,098	5,541	51,612	48,873	31,204	808,601

Columns Include children eligible through CHIPRA - 10,350

Non-ABD Adults - June 2016

County	Medicaid *	ABP Parent up to 133% FPL	ABP Other Adults up to 133% FPL	Total
Atlantic	5,457	8,314	15,926	29,697
Bergen	5,542	13,163	27,051	45,756
Burlington	4,997	6,720	14,129	25,846
Camden	10,898	14,899	29,694	55,491
Cape May	1,317	2,417	4,720	8,454
Cumberland	3,433	4,813	8,795	17,041
Essex	16,453	23,744	42,014	82,211
Gloucester	4,120	5,749	10,620	20,489
Hudson	10,863	24,592	36,784	72,239
Hunterdon	432	838	2,455	3,725
Mercer	4,265	6,739	12,594	23,598
Middlesex	6,352	15,384	26,940	48,676
Monmouth	4,776	8,232	18,168	31,176
Morris	2,043	3,935	9,671	15,649
Ocean	7,068	19,521	18,893	45,482
Passaic	9,912	19,570	28,377	57,859
Salem	1,119	1,531	2,614	5,264
Somerset	1,516	3,443	6,640	11,599
Sussex	1,042	1,648	3,883	6,573
Union	6,330	13,823	21,045	41,198
Warren	1,158	1,953	3,584	6,695
Other	2	2	5	9
Total	109,095	201,030	344,602	654,727

* Column Includes Pregnant Women eligible through CHIPRA - 1,800

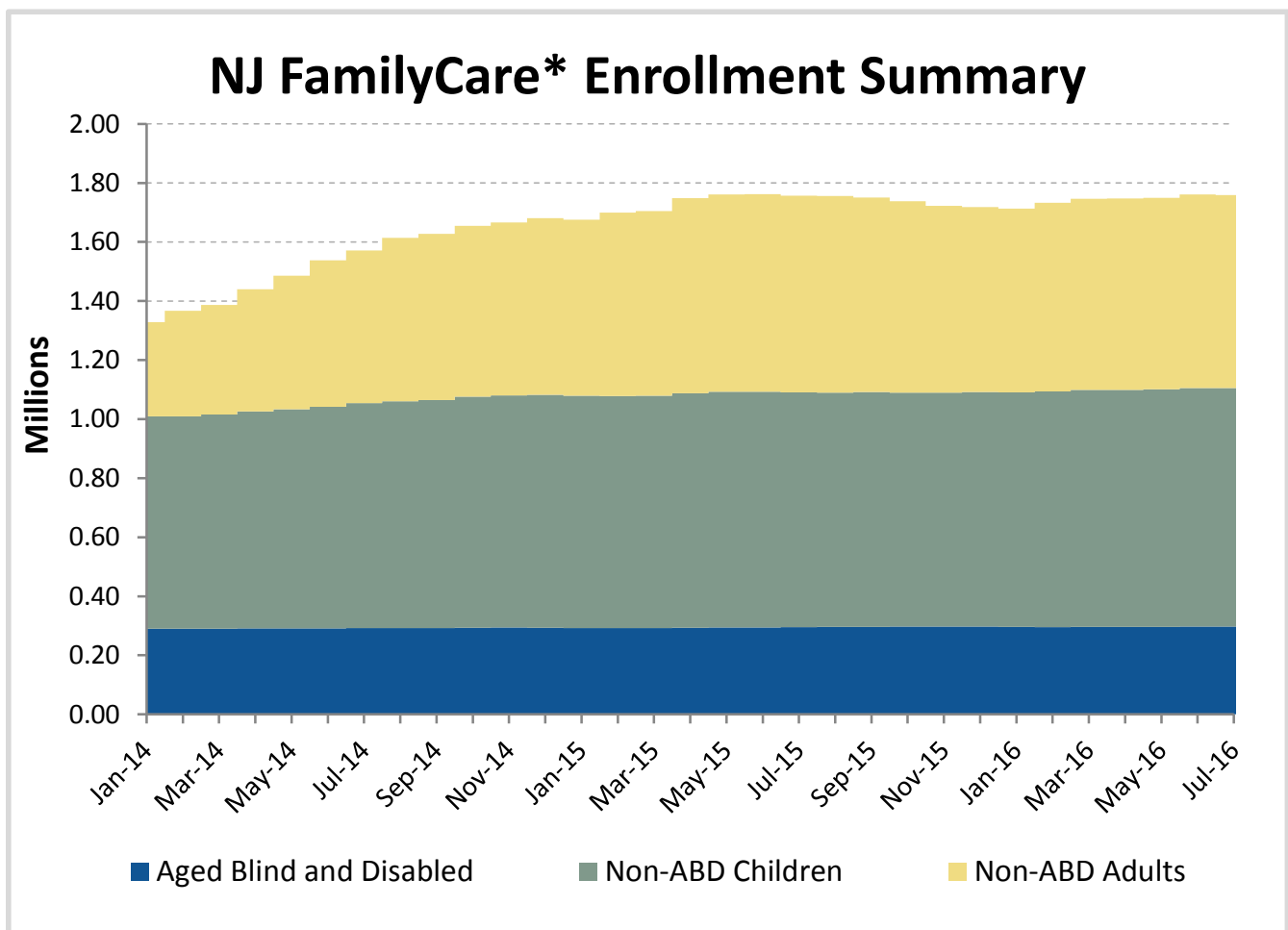
ABD Eligibles - June 2016

County	Aged	Blind	Disabled	Total
ATLANTIC	2,692	20	8,042	10,754
BERGEN	11,033	44	10,908	21,985
BURLINGTON	2,482	34	8,577	11,093
CAMDEN	4,587	84	20,052	24,723
CAPE MAY	933	5	2,605	3,543
CUMBERLAND	1,487	23	7,473	8,983
ESSEX	9,430	133	31,036	40,599
GLOUCESTER	1,360	16	6,408	7,784
HUDSON	11,107	93	20,479	31,679
HUNTERDON	486	6	1,557	2,049
MERCER	3,242	40	11,673	14,955
MIDDLESEX	9,861	52	12,383	22,296
MONMOUTH	4,441	42	10,003	14,486
MORRIS	4,059	15	5,338	9,412
OCEAN	3,849	26	10,030	13,905
PASSAIC	8,925	69	15,681	24,675
SALEM	437	4	2,504	2,945
SOMERSET	2,968	13	3,774	6,755
SUSSEX	618	9	2,241	2,868
UNION	6,486	55	11,735	18,276
WARREN	798	6	2,129	2,933
OTHER	212	0	249	461
Total	91,493	789	204,877	297,159

Includes 29,456 individuals in home and community-based waiver programs

NJ FamilyCare* Enrollment Summary - July 2016

Eligibility Category	Age < 21	Age > 20	Total
Aged	0	91,726	91,726
Blind	50	738	788
Disabled	29,773	175,007	204,780
Non-ABD Children	807,632	0	807,632
Non-ABD Adults	16,418	637,341	653,759
Total	853,873	904,812	1,758,685



* - **NJFamilyCare** includes all individuals receiving public medical assistance through the Division of Medical Assistance and Health Services and includes those eligible for federal reimbursement through the Medicaid program and Children's Health Insurance Program established in the federal Social Security Act and those eligible for other public medical assistance programs established through various state laws.

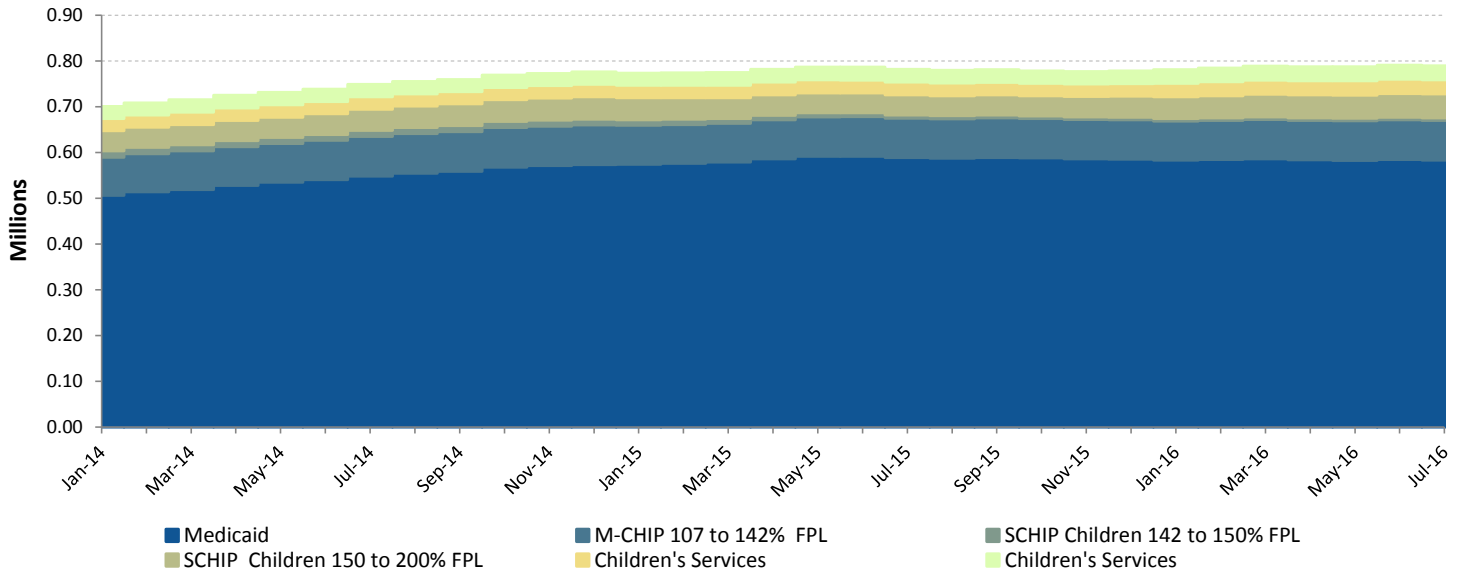
NJ FamilyCare Enrollment Report

Non-ABD Children - July 2016

County	Medicaid	M-CHIP 107 to 142% FPL	SCHIP Children 142 to 150% FPL	SCHIP Children 150 to 200% FPL	SCHIP Children 200 to 350% FPL	Children's Services	Total
Atlantic	25,537	2,376	135	1,838	1,386	1,639	32,911
Bergen	29,714	6,252	453	4,934	5,326	1,237	47,916
Burlington	18,676	2,569	170	1,932	1,948	2,293	27,588
Camden	46,239	5,425	266	2,977	2,752	2,402	60,061
Cape May	6,001	854	42	479	466	454	8,296
Cumberland	18,297	2,267	156	1,386	1,006	1,191	24,303
Essex	78,339	9,542	336	4,077	3,549	3,334	99,177
Gloucester	15,282	1,997	124	1,179	1,415	1,533	21,530
Hudson	67,144	10,795	566	3,716	3,297	1,303	86,821
Hunterdon	2,268	393	28	328	395	515	3,927
Mercer	23,169	3,712	194	2,460	1,840	2,619	33,994
Middlesex	41,022	8,545	612	6,232	5,702	1,475	63,588
Monmouth	26,752	4,168	271	2,711	2,557	1,670	38,129
Morris	10,489	2,278	183	1,873	1,731	1,166	17,720
Ocean	53,060	6,564	385	4,825	5,766	1,769	72,369
Passaic	56,055	8,748	997	4,526	3,680	1,033	75,039
Salem	4,844	628	42	387	305	653	6,859
Somerset	9,937	2,098	134	1,242	1,373	861	15,645
Sussex	3,718	594	58	561	708	602	6,241
Union	41,166	6,686	368	3,881	3,461	1,314	56,876
Warren	5,104	691	45	479	552	411	7,282
Other	4	1	0	0	0	1,355	1,360
Total	582,817	87,183	5,565	52,023	49,215	30,829	807,632

Includes children eligible through CHIPRA - 10,300

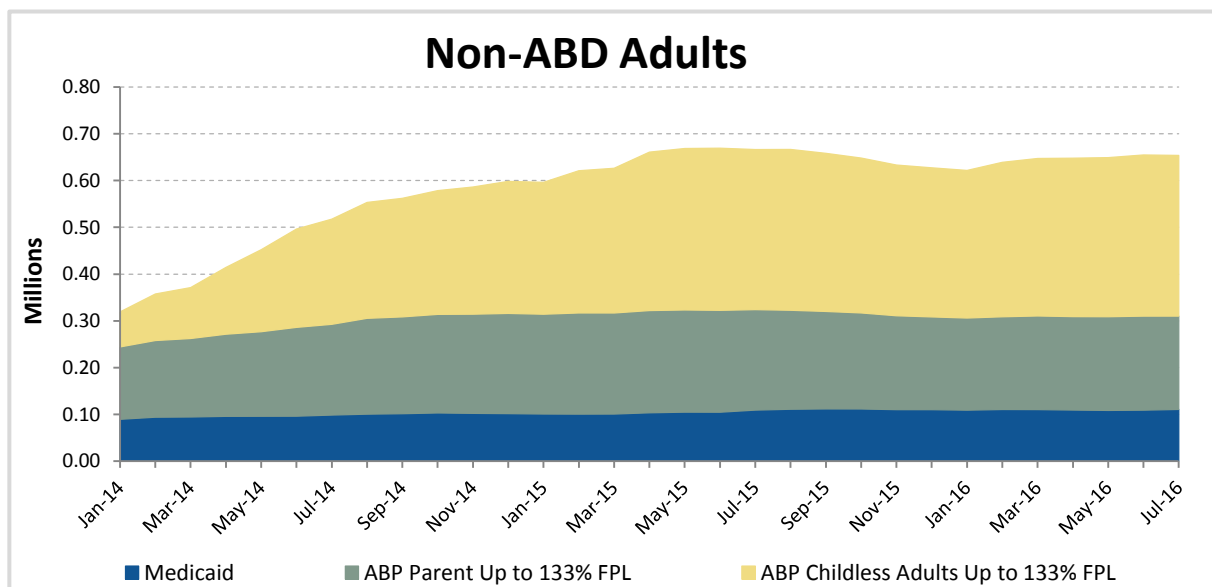
Non-ABD Children



NJ FamilyCare Enrollment Report

Non-ABD Adults - July 2016				
County	Medicaid *	ABP Parent Up to 133% FPL	ABP Childless Adults Up to 133% FPL	Total
Atlantic	5,492	8,280	15,802	29,574
Bergen	5,610	13,073	26,971	45,654
Burlington	4,868	6,561	13,977	25,406
Camden	10,969	14,780	29,526	55,275
Cape May	1,314	2,398	4,587	8,299
Cumberland	3,543	4,772	8,539	16,854
Essex	16,572	23,764	42,184	82,520
Gloucester	4,067	5,805	10,610	20,482
Hudson	10,958	24,443	36,851	72,252
Hunterdon	430	829	2,421	3,680
Mercer	4,317	6,691	12,532	23,540
Middlesex	6,579	15,155	27,024	48,758
Monmouth	4,914	8,155	18,107	31,176
Morris	2,182	3,937	9,629	15,748
Ocean	7,224	19,367	18,860	45,451
Passaic	10,012	19,515	28,244	57,771
Salem	1,106	1,502	2,600	5,208
Somerset	1,578	3,412	6,673	11,663
Sussex	1,006	1,637	3,832	6,475
Union	6,705	13,552	21,052	41,309
Warren	1,168	1,921	3,568	6,657
Other	0	2	5	7
Total	110,614	199,551	343,594	653,759

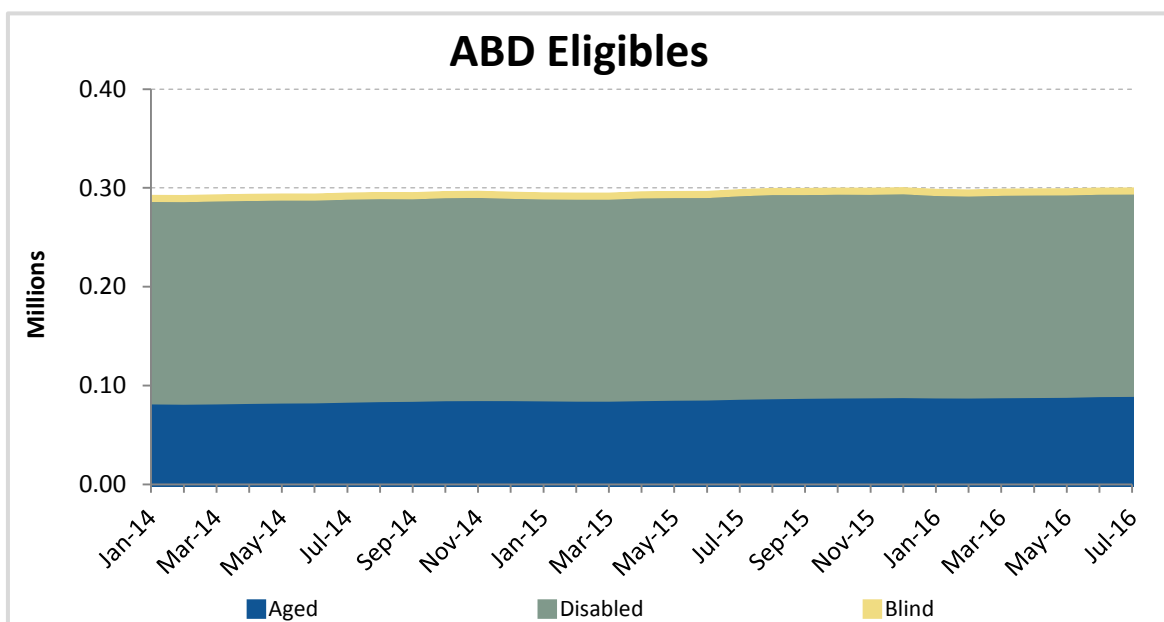
* Includes pregnant women eligible through CHIPRA - 1,703



NJ FamilyCare Enrollment Report

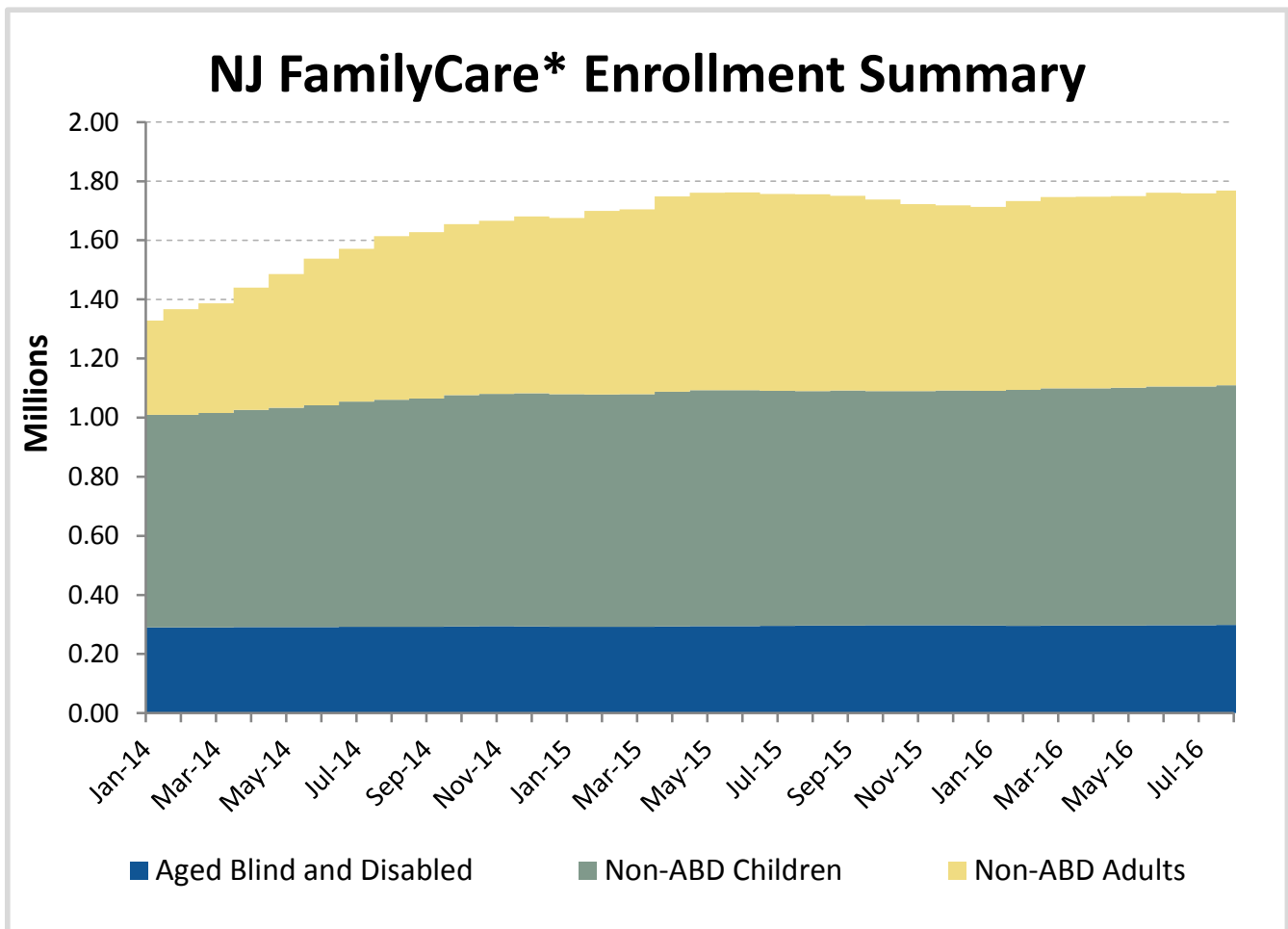
ABD Eligibles - July 2016				
County	Aged	Blind	Disabled	Total
Atlantic	2,714	20	8,040	10,774
Bergen	11,055	45	10,896	21,996
Burlington	2,477	32	8,580	11,089
Camden	4,618	83	20,052	24,753
Cape May	939	6	2,596	3,541
Cumberland	1,499	23	7,506	9,028
Essex	9,410	132	30,981	40,523
Gloucester	1,390	17	6,424	7,831
Hudson	11,139	92	20,434	31,665
Hunterdon	484	6	1,554	2,044
Mercer	3,228	41	11,654	14,923
Middlesex	9,860	51	12,386	22,297
Monmouth	4,484	42	10,024	14,550
Morris	4,108	16	5,360	9,484
Ocean	3,820	27	10,045	13,892
Passaic	8,973	68	15,636	24,677
Salem	440	4	2,495	2,939
Somerset	2,974	14	3,772	6,760
Sussex	609	9	2,240	2,858
Union	6,510	54	11,738	18,302
Warren	786	6	2,119	2,911
Other	209	0	248	457
Total	91,726	788	204,780	297,294

Includes 29,797 individuals in home and community-based waiver programs



NJ FamilyCare* Enrollment Summary - August 2016

Eligibility Category	Age < 21	Age > 20	Total
Aged	0	92,256	92,256
Blind	51	738	789
Disabled	29,764	175,276	205,040
Non-ABD Children	810,833	0	810,833
Non-ABD Adults	16,689	642,887	659,576
Total	857,337	911,157	1,768,494



* - **NJFamilyCare** includes all individuals receiving public medical assistance through the Division of Medical Assistance and Health Services and includes those eligible for federal reimbursement through the Medicaid program and Children's Health Insurance Program established in the federal Social Security Act and those eligible for other public medical assistance programs established through various state laws.

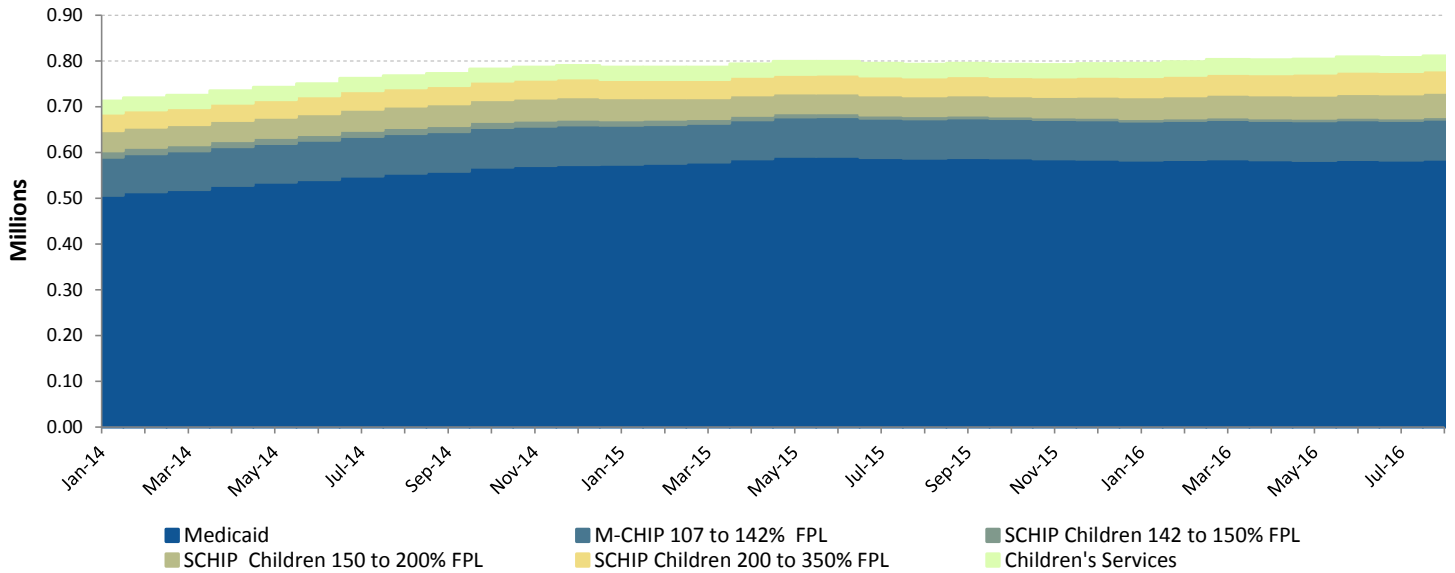
NJ FamilyCare Enrollment Report

Non-ABD Children - August 2016

County	Medicaid	M-CHIP 107 to 142% FPL	SCHIP Children 142 to 150% FPL	SCHIP Children 150 to 200% FPL	SCHIP Children 200 to 350% FPL	Children's Services	Total
Atlantic	25,426	2,441	137	1,847	1,344	1,607	32,802
Bergen	29,787	6,233	457	4,993	5,264	1,208	47,942
Burlington	18,586	2,600	186	2,000	1,906	2,272	27,550
Camden	46,516	5,474	268	2,999	2,749	2,388	60,394
Cape May	5,904	859	47	502	455	450	8,217
Cumberland	18,294	2,294	157	1,398	1,016	1,195	24,354
Essex	79,502	9,584	333	4,137	3,597	3,321	100,474
Gloucester	15,330	2,026	118	1,241	1,415	1,504	21,634
Hudson	67,144	10,887	532	3,748	3,334	1,293	86,938
Hunterdon	2,269	417	26	322	396	501	3,931
Mercer	23,295	3,729	191	2,455	1,850	2,667	34,187
Middlesex	41,239	8,562	605	6,340	5,739	1,470	63,955
Monmouth	26,784	4,240	289	2,727	2,582	1,681	38,303
Morris	10,630	2,277	186	1,909	1,734	1,163	17,899
Ocean	53,297	6,608	413	4,908	5,773	1,757	72,756
Passaic	56,253	8,663	1,021	4,514	3,694	1,009	75,154
Salem	4,836	622	39	395	310	646	6,848
Somerset	9,989	2,085	120	1,268	1,359	861	15,682
Sussex	3,717	585	61	545	706	607	6,221
Union	41,078	6,743	398	3,982	3,469	1,302	56,972
Warren	5,095	684	47	487	563	398	7,274
Other	2	1	0	0	0	1,343	1,346
Total	584,973	87,614	5,631	52,717	49,255	30,643	810,833

Includes children eligible through CHIPRA - 10,470

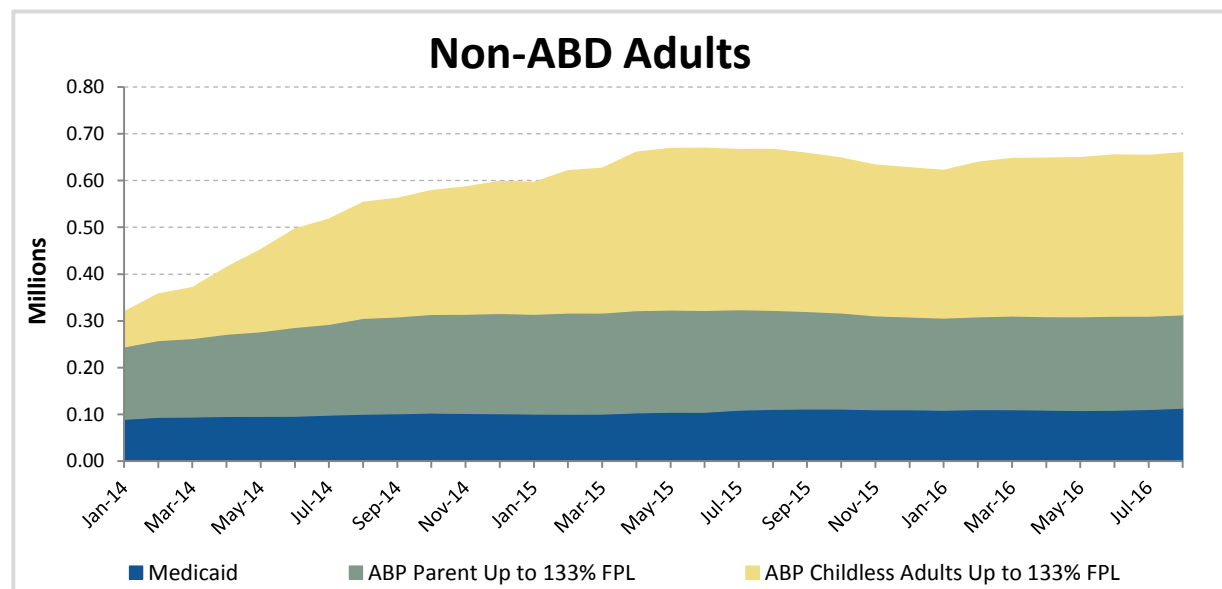
Non-ABD Children



NJ FamilyCare Enrollment Report

Non-ABD Adults - August 2016				
County	Medicaid *	ABP Parent Up to 133% FPL	ABP Childless Adults Up to 133% FPL	Total
Atlantic	5,542	8,277	15,920	29,739
Bergen	5,739	13,079	27,176	45,994
Burlington	4,897	6,526	13,711	25,134
Camden	11,167	14,737	29,864	55,768
Cape May	1,304	2,350	4,517	8,171
Cumberland	3,664	4,783	8,584	17,031
Essex	17,162	24,020	43,158	84,340
Gloucester	4,043	5,840	10,747	20,630
Hudson	11,242	24,403	36,960	72,605
Hunterdon	444	823	2,413	3,680
Mercer	4,427	6,648	12,685	23,760
Middlesex	6,839	15,136	27,378	49,353
Monmouth	5,114	8,169	18,277	31,560
Morris	2,277	3,935	9,819	16,031
Ocean	7,406	19,380	18,956	45,742
Passaic	10,213	19,536	28,367	58,116
Salem	1,128	1,467	2,611	5,206
Somerset	1,649	3,369	6,741	11,759
Sussex	1,017	1,643	3,856	6,516
Union	7,046	13,400	21,283	41,729
Warren	1,196	1,921	3,590	6,707
Other	0	1	4	5
Total	113,516	199,443	346,617	659,576

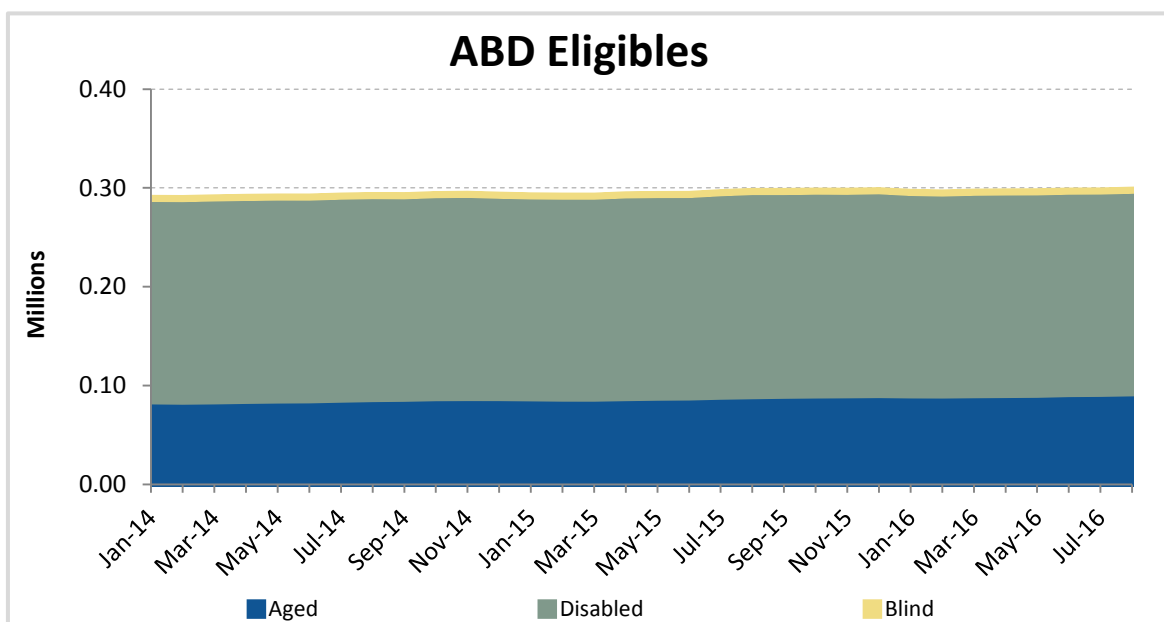
* Includes pregnant women eligible through CHIPRA - 1,799



NJ FamilyCare Enrollment Report

ABD Eligibles - August 2016				
County	Aged	Blind	Disabled	Total
Atlantic	2,730	19	8,077	10,826
Bergen	11,128	44	10,894	22,066
Burlington	2,474	33	8,595	11,102
Camden	4,648	82	20,095	24,825
Cape May	944	6	2,601	3,551
Cumberland	1,526	23	7,566	9,115
Essex	9,449	137	30,954	40,540
Gloucester	1,393	16	6,405	7,814
Hudson	11,171	92	20,427	31,690
Hunterdon	482	6	1,566	2,054
Mercer	3,254	40	11,684	14,978
Middlesex	9,965	51	12,423	22,439
Monmouth	4,518	42	10,037	14,597
Morris	4,107	16	5,354	9,477
Ocean	3,865	27	10,080	13,972
Passaic	8,995	66	15,629	24,690
Salem	445	4	2,506	2,955
Somerset	2,999	15	3,786	6,800
Sussex	612	9	2,228	2,849
Union	6,566	55	11,771	18,392
Warren	782	6	2,113	2,901
Other	203	0	249	452
Total	92,256	789	205,040	298,085

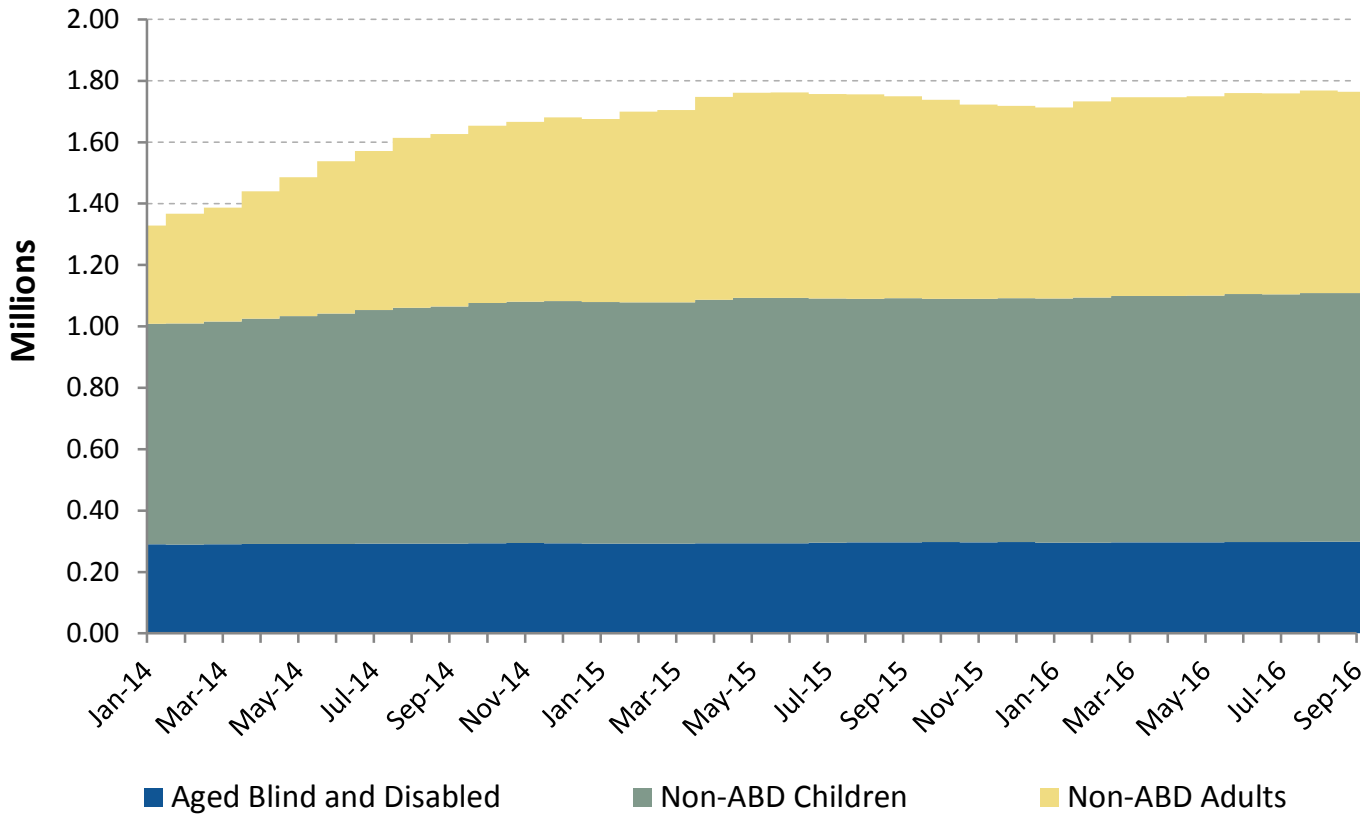
Includes 30,147 individuals in home and community-based waiver programs



NJ FamilyCare* Enrollment Summary - September 2016

Eligibility Category	Age < 21	Age > 20	Total
Aged	0	92,441	92,441
Blind	51	737	788
Disabled	29,842	175,328	205,170
Non-ABD Children	809,972	0	809,972
Non-ABD Adults	16,555	639,034	655,589
Total	856,420	907,540	1,763,960

NJ FamilyCare* Enrollment Summary

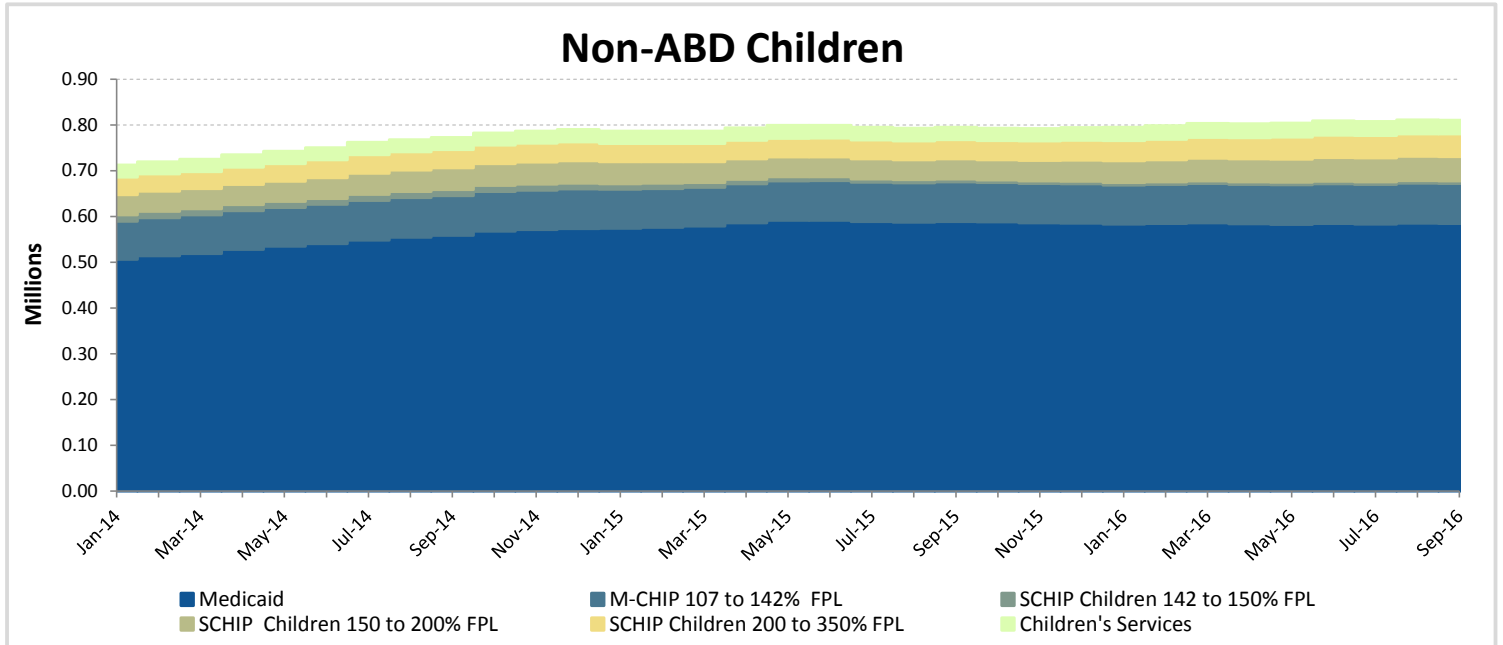


* - **NJFamilyCare** includes all individuals receiving public medical assistance through the Division of Medical Assistance and Health Services and includes those eligible for federal reimbursement through the Medicaid program and Children's Health Insurance Program established in the federal Social Security Act and those eligible for other public medical assistance programs established through various state laws.

NJ FamilyCare Enrollment Report

Non-ABD Children - September 2016							
County	Medicaid	M-CHIP 107 to 142% FPL	SCHIP Children 142 to 150% FPL	SCHIP Children 150 to 200% FPL	SCHIP Children 200 to 350% FPL	Children's Services	Total
Atlantic	25,261	2,425	137	1,888	1,339	1,527	32,577
Bergen	29,674	6,241	450	5,056	5,252	1,172	47,845
Burlington	18,535	2,599	169	2,003	1,925	2,188	27,419
Camden	46,544	5,491	262	3,029	2,766	2,327	60,419
Cape May	5,800	873	49	525	473	440	8,160
Cumberland	18,050	2,293	159	1,390	1,016	1,150	24,058
Essex	80,505	9,636	341	4,220	3,613	3,223	101,538
Gloucester	15,281	2,000	115	1,203	1,423	1,506	21,528
Hudson	66,876	10,843	534	3,691	3,340	1,259	86,543
Hunterdon	2,278	406	27	335	386	483	3,915
Mercer	23,238	3,676	199	2,475	1,874	2,730	34,192
Middlesex	41,236	8,530	603	6,270	5,725	1,407	63,771
Monmouth	26,758	4,280	293	2,771	2,583	1,647	38,332
Morris	10,673	2,267	177	1,912	1,730	1,131	17,890
Ocean	53,014	6,717	418	5,003	5,825	1,714	72,691
Passaic	56,182	8,650	1,044	4,576	3,714	973	75,139
Salem	4,777	631	32	424	305	628	6,797
Somerset	10,038	2,081	121	1,257	1,376	835	15,708
Sussex	3,723	580	54	548	731	611	6,247
Union	40,776	6,596	411	3,991	3,571	1,273	56,618
Warren	5,110	694	53	466	554	394	7,271
Other	3	1	0	0	0	1,310	1,314
Total	584,332	87,510	5,648	53,033	49,521	29,928	809,972

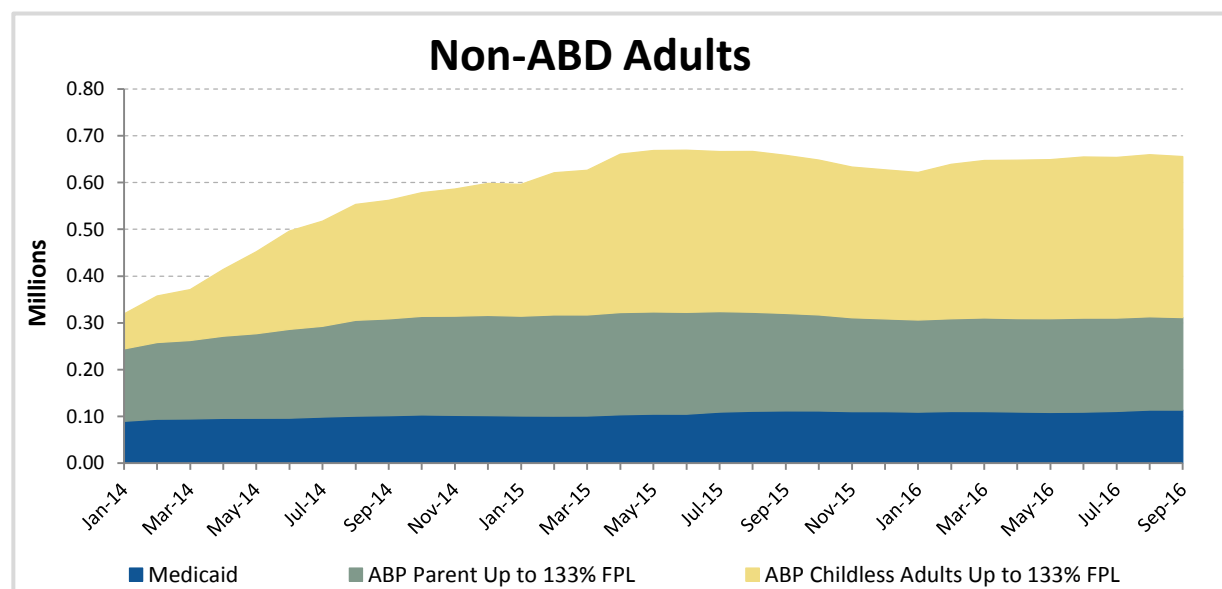
Includes children eligible through CHIPRA - 10,417



NJ FamilyCare Enrollment Report

Non-ABD Adults - September 2016				
County	Medicaid *	ABP Parent Up to 133% FPL	ABP Childless Adults Up to 133% FPL	Total
Atlantic	5,472	8,220	15,678	29,370
Bergen	5,688	12,969	26,918	45,575
Burlington	4,885	6,423	13,622	24,930
Camden	11,197	14,654	29,768	55,619
Cape May	1,276	2,308	4,401	7,985
Cumberland	3,599	4,696	8,427	16,722
Essex	17,402	24,120	43,193	84,715
Gloucester	3,993	5,817	10,717	20,527
Hudson	11,141	24,241	36,688	72,070
Hunterdon	453	824	2,387	3,664
Mercer	4,432	6,586	12,578	23,596
Middlesex	6,871	14,913	27,182	48,966
Monmouth	5,140	8,067	18,244	31,451
Morris	2,250	3,891	9,728	15,869
Ocean	7,439	19,147	18,770	45,356
Passaic	10,152	19,523	28,140	57,815
Salem	1,112	1,454	2,609	5,175
Somerset	1,702	3,330	6,775	11,807
Sussex	1,013	1,610	3,868	6,491
Union	7,038	13,149	21,030	41,217
Warren	1,202	1,897	3,565	6,664
Other	0	1	4	5
Total	113,457	197,840	344,292	655,589

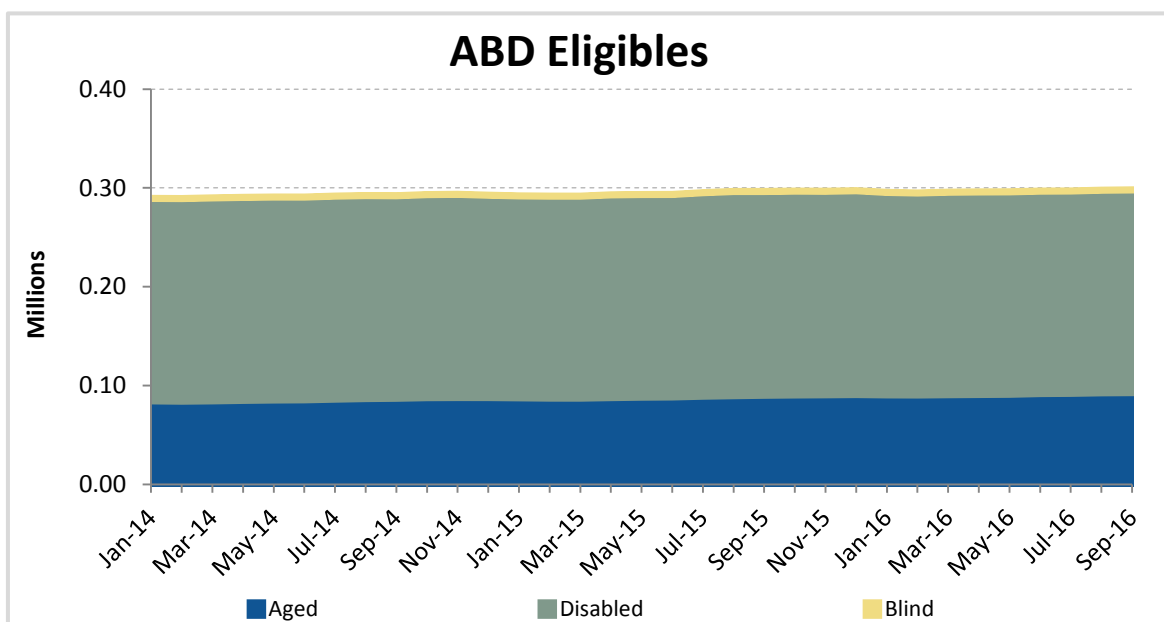
* Includes pregnant women eligible through CHIPRA - 1,773



NJ FamilyCare Enrollment Report

ABD Eligibles - September 2016				
County	Aged	Blind	Disabled	Total
Atlantic	2,719	18	8,115	10,852
Bergen	11,191	45	10,921	22,157
Burlington	2,480	31	8,615	11,126
Camden	4,660	83	20,128	24,871
Cape May	937	5	2,607	3,549
Cumberland	1,537	24	7,590	9,151
Essex	9,478	138	30,954	40,570
Gloucester	1,390	16	6,418	7,824
Hudson	11,188	90	20,455	31,733
Hunterdon	479	6	1,559	2,044
Mercer	3,268	41	11,713	15,022
Middlesex	9,964	53	12,397	22,414
Monmouth	4,510	43	10,009	14,562
Morris	4,091	14	5,361	9,466
Ocean	3,875	27	10,088	13,990
Passaic	9,030	65	15,635	24,730
Salem	443	4	2,490	2,937
Somerset	2,979	14	3,768	6,761
Sussex	616	9	2,227	2,852
Union	6,621	56	11,779	18,456
Warren	786	6	2,102	2,894
Other	199	0	239	438
Total	92,441	788	205,170	298,399

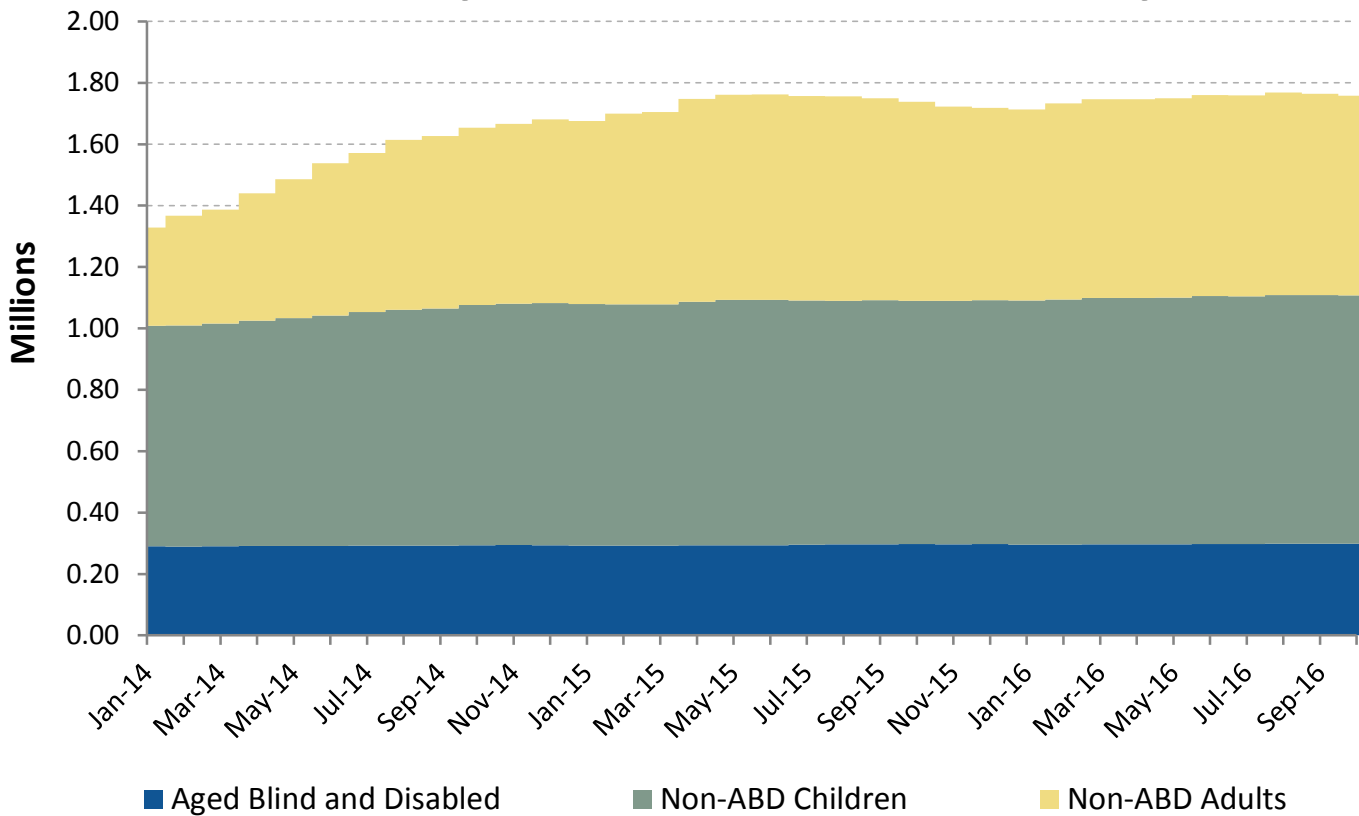
Includes 30,311 individuals in home and community-based waiver programs



NJ FamilyCare* Enrollment Summary - October 2016

Eligibility Category	Age < 21	Age > 20	Total
Aged	0	92,688	92,688
Blind	52	735	787
Disabled	29,803	175,492	205,295
Non-ABD Children	808,661	0	808,661
Non-ABD Adults	16,319	633,810	650,129
Total	854,835	902,725	1,757,560

NJ FamilyCare* Enrollment Summary



* - **NJ FamilyCare** includes all individuals receiving public medical assistance through the Division of Medical Assistance and Health Services and includes those eligible for federal reimbursement through the Medicaid program and Children's Health Insurance Program established in the federal Social Security Act and those eligible for other public medical assistance programs established through various state laws.

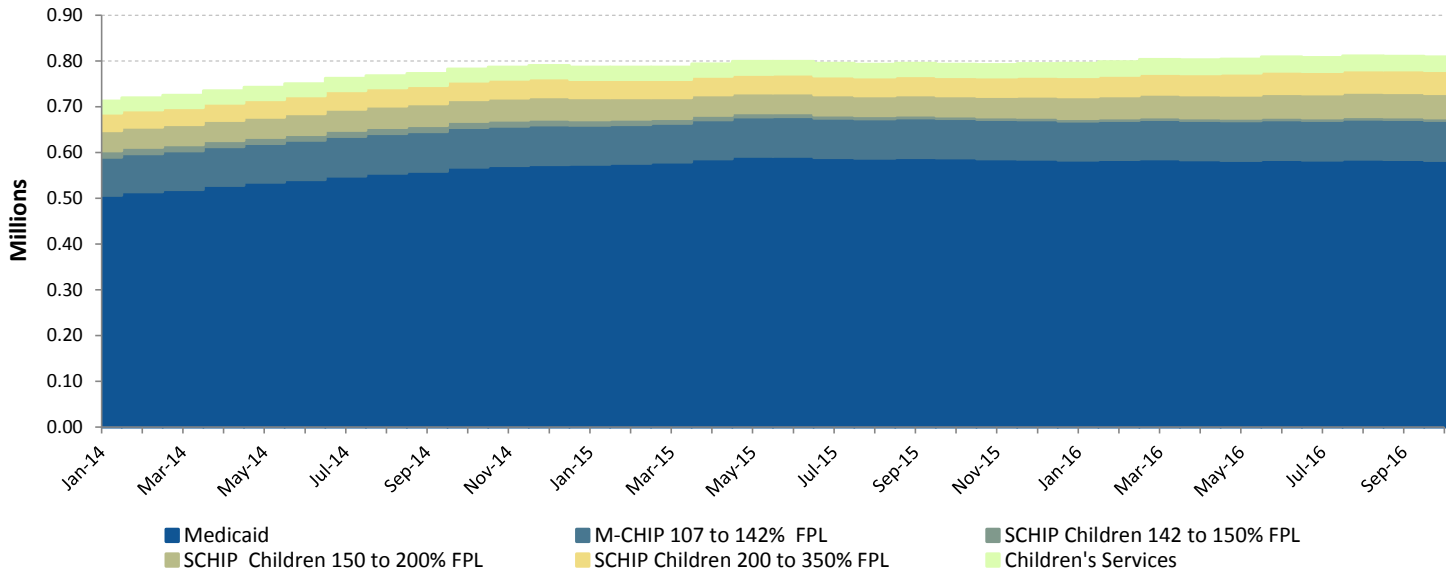
NJ FamilyCare Enrollment Report

Non-ABD Children - October 2016

County	Medicaid	M-CHIP 107 to 142% FPL	SCHIP Children 142 to 150% FPL	SCHIP Children 150 to 200% FPL	SCHIP Children 200 to 350% FPL	Children's Services	Total
Atlantic	25,155	2,424	136	1,887	1,377	1,504	32,483
Bergen	29,288	6,194	461	5,081	5,353	1,186	47,563
Burlington	18,402	2,582	166	2,016	1,956	2,148	27,270
Camden	46,496	5,449	282	3,073	2,763	2,334	60,397
Cape May	5,764	892	52	542	464	446	8,160
Cumberland	17,964	2,329	163	1,409	1,014	1,164	24,043
Essex	81,056	9,764	347	4,249	3,690	3,225	102,331
Gloucester	15,218	1,990	113	1,250	1,458	1,510	21,539
Hudson	65,930	10,639	527	3,745	3,399	1,257	85,497
Hunterdon	2,262	412	28	348	393	468	3,911
Mercer	23,270	3,687	192	2,453	1,931	2,656	34,189
Middlesex	41,242	8,493	596	6,333	5,714	1,389	63,767
Monmouth	26,628	4,271	280	2,800	2,667	1,643	38,289
Morris	10,711	2,296	181	1,933	1,736	1,107	17,964
Ocean	52,754	6,679	420	4,995	5,985	1,706	72,539
Passaic	55,972	8,658	1,054	4,652	3,783	963	75,082
Salem	4,794	615	34	424	309	615	6,791
Somerset	9,936	2,067	117	1,300	1,425	817	15,662
Sussex	3,717	597	47	564	722	621	6,268
Union	40,435	6,699	399	4,022	3,588	1,271	56,414
Warren	5,060	699	52	451	551	394	7,207
Other	5	1	0	0	0	1,289	1,295
Total	582,059	87,437	5,647	53,527	50,278	29,713	808,661

Includes children eligible through CHIPRA - 10,541

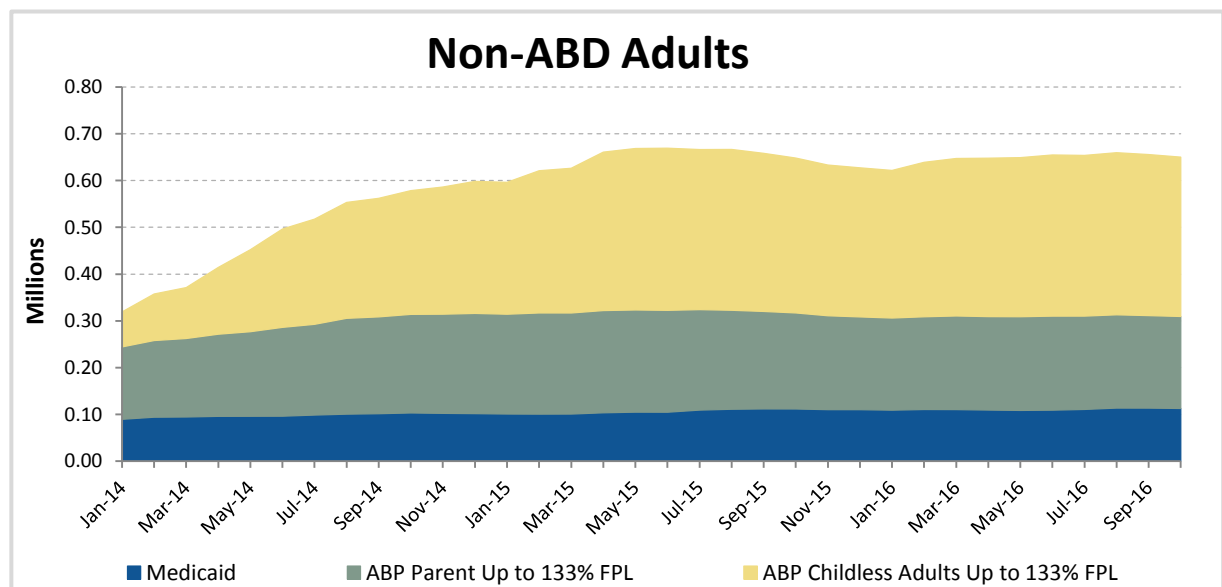
Non-ABD Children



NJ FamilyCare Enrollment Report

Non-ABD Adults - October 2016				
County	Medicaid *	ABP Parent Up to 133% FPL	ABP Childless Adults Up to 133% FPL	Total
Atlantic	5,397	8,180	15,452	29,029
Bergen	5,627	12,805	26,758	45,190
Burlington	4,836	6,365	13,261	24,462
Camden	11,174	14,563	29,671	55,408
Cape May	1,272	2,267	4,273	7,812
Cumberland	3,576	4,683	8,338	16,597
Essex	17,385	24,410	43,045	84,840
Gloucester	3,871	5,827	10,603	20,301
Hudson	10,922	23,859	35,990	70,771
Hunterdon	435	826	2,364	3,625
Mercer	4,468	6,534	12,425	23,427
Middlesex	6,838	14,858	26,886	48,582
Monmouth	5,052	8,020	18,037	31,109
Morris	2,302	3,899	9,743	15,944
Ocean	7,420	18,938	18,523	44,881
Passaic	10,099	19,442	27,772	57,313
Salem	1,113	1,465	2,611	5,189
Somerset	1,691	3,263	6,662	11,616
Sussex	997	1,603	3,827	6,427
Union	7,012	12,996	20,995	41,003
Warren	1,196	1,891	3,507	6,594
Other	2	3	4	9
Total	112,685	196,697	340,747	650,129

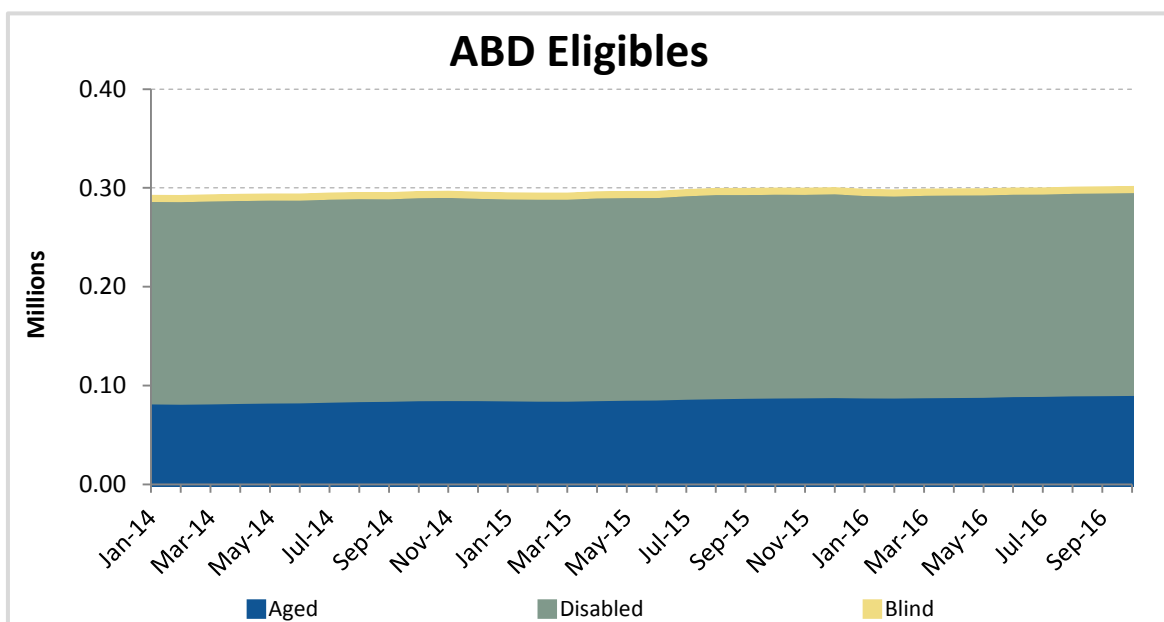
* Includes pregnant women eligible through CHIPRA - 1,742



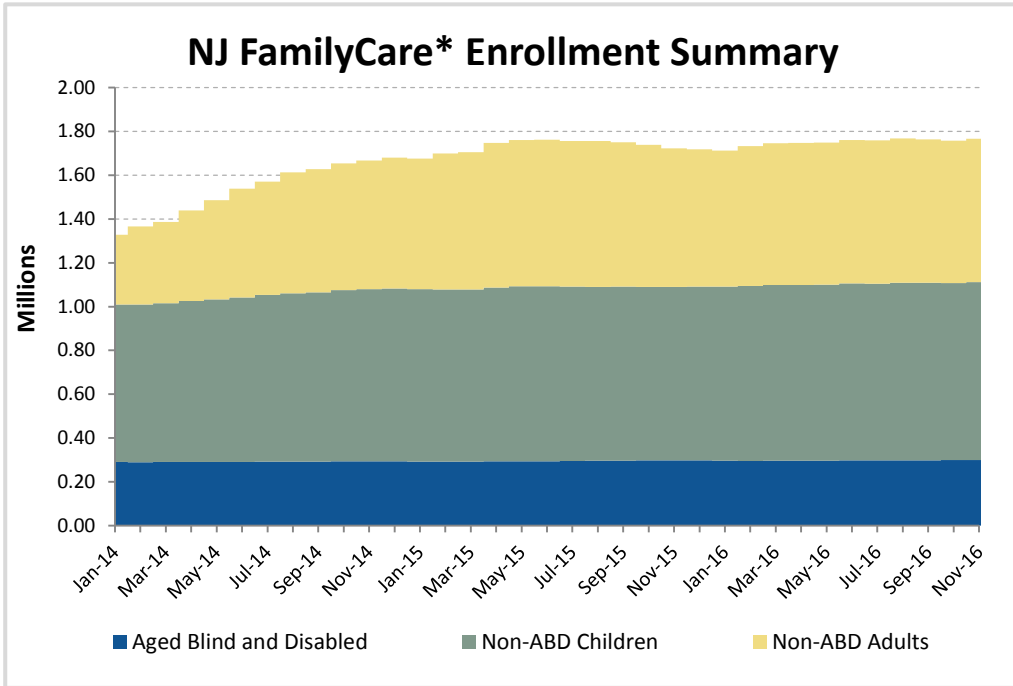
NJ FamilyCare Enrollment Report

ABD Eligibles - October 2016				
County	Aged	Blind	Disabled	Total
Atlantic	2,720	19	8,134	10,873
Bergen	11,219	45	10,876	22,140
Burlington	2,483	31	8,632	11,146
Camden	4,671	83	20,194	24,948
Cape May	948	5	2,608	3,561
Cumberland	1,547	23	7,596	9,166
Essex	9,486	134	30,884	40,504
Gloucester	1,398	16	6,404	7,818
Hudson	11,212	90	20,500	31,802
Hunterdon	485	5	1,561	2,051
Mercer	3,286	42	11,743	15,071
Middlesex	9,988	53	12,416	22,457
Monmouth	4,558	43	10,032	14,633
Morris	4,061	14	5,324	9,399
Ocean	3,887	29	10,097	14,013
Passaic	9,056	67	15,659	24,782
Salem	437	4	2,508	2,949
Somerset	3,002	14	3,757	6,773
Sussex	612	10	2,230	2,852
Union	6,658	53	11,807	18,518
Warren	782	7	2,095	2,884
Other	192	0	238	430
Total	92,688	787	205,295	298,770

Includes 30,597 individuals in home and community-based waiver programs



NJ FamilyCare* Enrollment Summary - November 2016			
Eligibility Category	Age < 21	Age > 20	Total
Aged	0	92,852	92,852
Blind	55	736	791
Disabled	29,765	175,698	205,463
Non-ABD Children	812,259	0	812,259
Non-ABD Adults	16,394	638,782	655,176
Total	858,473	908,068	1,766,541

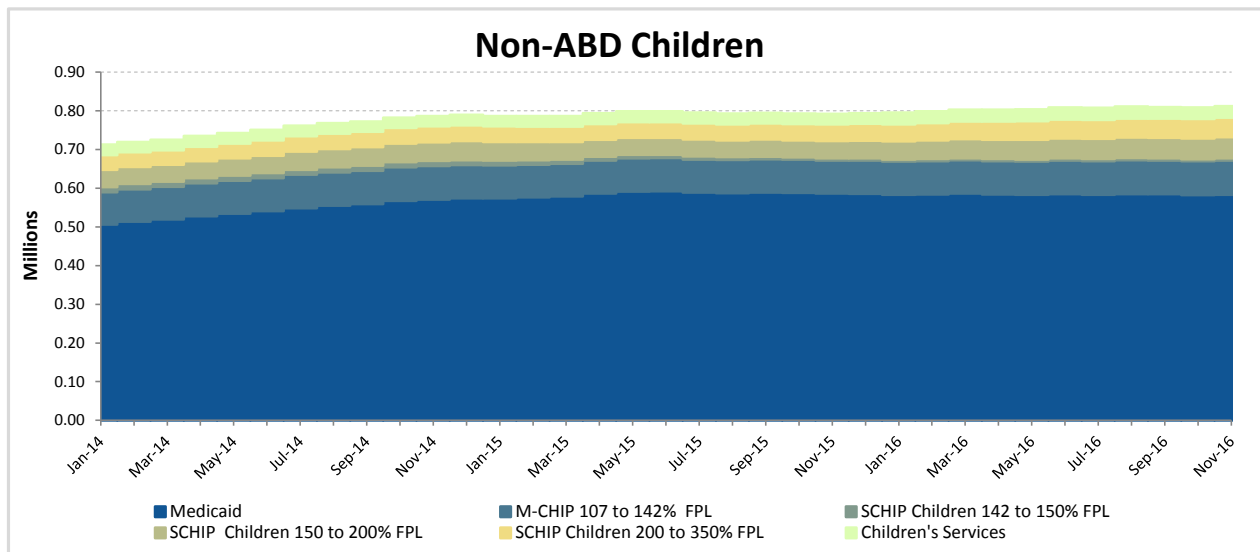


* - **NJ FamilyCare** includes all individuals receiving public medical assistance through the Division of Medical Assistance and Health Services and includes those eligible for federal reimbursement through the Medicaid program and Children's Health Insurance Program established in the federal Social Security Act and those eligible for other public medical assistance programs established through various state laws.

Non-ABD Children - November 2016

County	Medicaid	M-CHIP 107 to 142% FPL	SCHIP Children 142 to 150% FPL	SCHIP Children 150 to 200% FPL	SCHIP Children 200 to 350% FPL	Children's Services	Total
Atlantic	25,149	2,523	142	1,898	1,397	1,505	32,614
Bergen	29,441	6,231	468	5,148	5,388	1,197	47,873
Burlington	18,582	2,616	176	2,025	1,993	2,215	27,607
Camden	46,710	5,518	280	3,180	2,764	2,359	60,811
Cape May	5,756	870	51	575	466	453	8,171
Cumberland	17,692	2,360	168	1,447	1,051	1,148	23,866
Essex	81,849	9,909	350	4,291	3,664	3,205	103,268
Gloucester	15,218	1,979	109	1,306	1,489	1,542	21,643
Hudson	65,303	10,450	524	3,932	3,453	1,259	84,921
Hunterdon	2,318	406	31	343	380	478	3,956
Mercer	23,347	3,712	206	2,484	1,992	2,641	34,382
Middlesex	41,457	8,547	623	6,317	5,733	1,410	64,087
Monmouth	26,778	4,320	274	2,840	2,688	1,651	38,551
Morris	10,972	2,327	177	1,955	1,750	1,107	18,288
Ocean	52,668	6,777	422	5,091	6,104	1,721	72,783
Passaic	56,018	8,744	1,105	4,750	3,802	976	75,395
Salem	4,789	614	39	424	305	646	6,817
Somerset	9,907	2,056	115	1,347	1,445	826	15,696
Sussex	3,713	631	48	559	730	630	6,311
Union	40,542	6,708	402	4,129	3,624	1,275	56,680
Warren	5,077	698	55	462	553	398	7,243
Other	3	0	0	0	0	1,293	1,296
Total	583,289	87,996	5,765	54,503	50,771	29,935	812,259

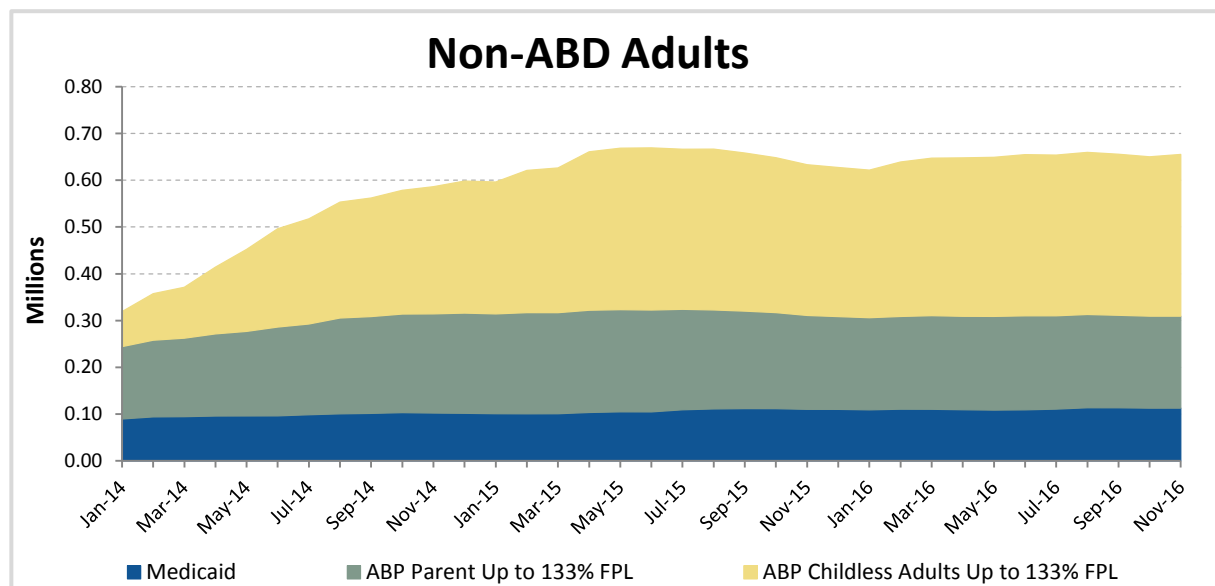
Includes children eligible through CHIPRA - 10,721



Non-ABD Adults - November 2016

County	Medicaid *	ABP Parent Up to 133% FPL	ABP Childless Adults Up to 133% FPL	Total
Atlantic	5,418	8,252	15,812	29,482
Bergen	5,669	12,812	27,147	45,628
Burlington	4,868	6,376	13,496	24,740
Camden	11,266	14,529	30,222	56,017
Cape May	1,287	2,248	4,373	7,908
Cumberland	3,506	4,623	8,251	16,380
Essex	17,524	24,632	44,400	86,556
Gloucester	3,860	5,792	10,810	20,462
Hudson	10,861	23,580	35,817	70,258
Hunterdon	448	828	2,414	3,690
Mercer	4,463	6,551	12,639	23,653
Middlesex	6,918	14,860	27,267	49,045
Monmouth	5,029	8,017	18,258	31,304
Morris	2,317	3,923	10,032	16,272
Ocean	7,342	18,931	18,606	44,879
Passaic	10,052	19,468	28,064	57,584
Salem	1,152	1,462	2,650	5,264
Somerset	1,662	3,230	6,687	11,579
Sussex	992	1,640	3,915	6,547
Union	6,933	12,984	21,381	41,298
Warren	1,173	1,894	3,560	6,627
Other	2	0	1	3
Total	112,742	196,632	345,802	655,176

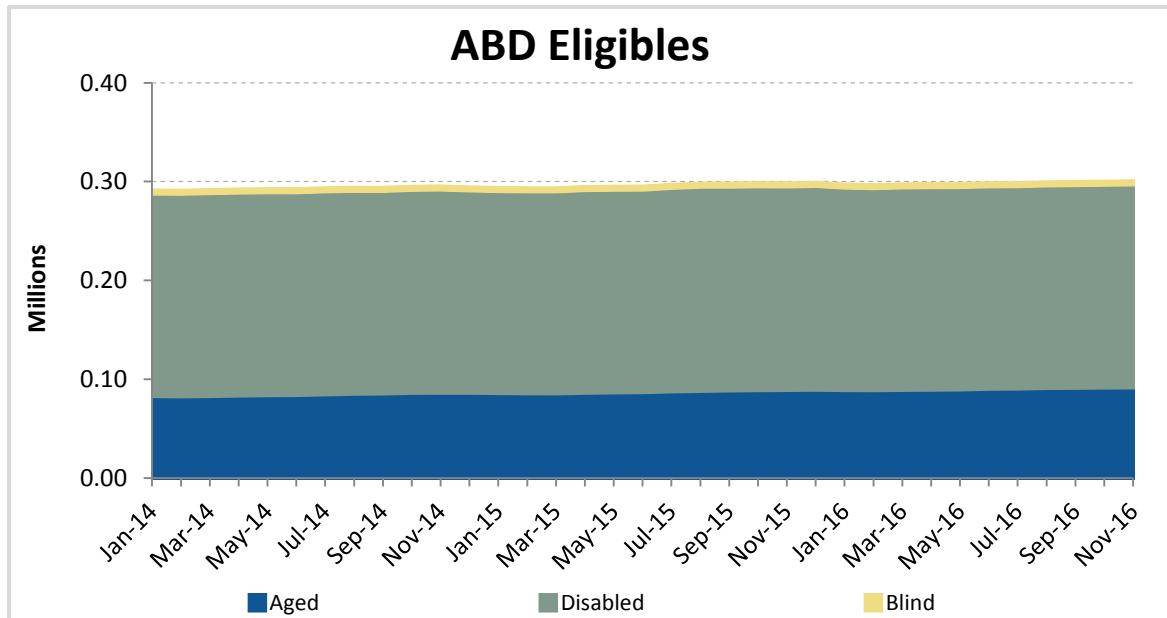
** Includes pregnant women eligible through CHIPRA - 1,680*



ABD Eligibles - November 2016

County	Aged	Blind	Disabled	Total
Atlantic	2,727	20	8,127	10,874
Bergen	11,228	47	10,890	22,165
Burlington	2,485	29	8,671	11,185
Camden	4,678	83	20,222	24,983
Cape May	947	5	2,622	3,574
Cumberland	1,553	24	7,632	9,209
Essex	9,499	136	30,846	40,481
Gloucester	1,394	16	6,428	7,838
Hudson	11,275	89	20,560	31,924
Hunterdon	482	5	1,551	2,038
Mercer	3,301	41	11,746	15,088
Middlesex	10,004	53	12,415	22,472
Monmouth	4,555	44	10,031	14,630
Morris	4,021	15	5,280	9,316
Ocean	3,888	30	10,136	14,054
Passaic	9,112	65	15,645	24,822
Salem	443	4	2,518	2,965
Somerset	2,997	14	3,750	6,761
Sussex	622	10	2,216	2,848
Union	6,685	55	11,846	18,586
Warren	772	6	2,093	2,871
Other	184	0	238	422
Total	92,852	791	205,463	299,106

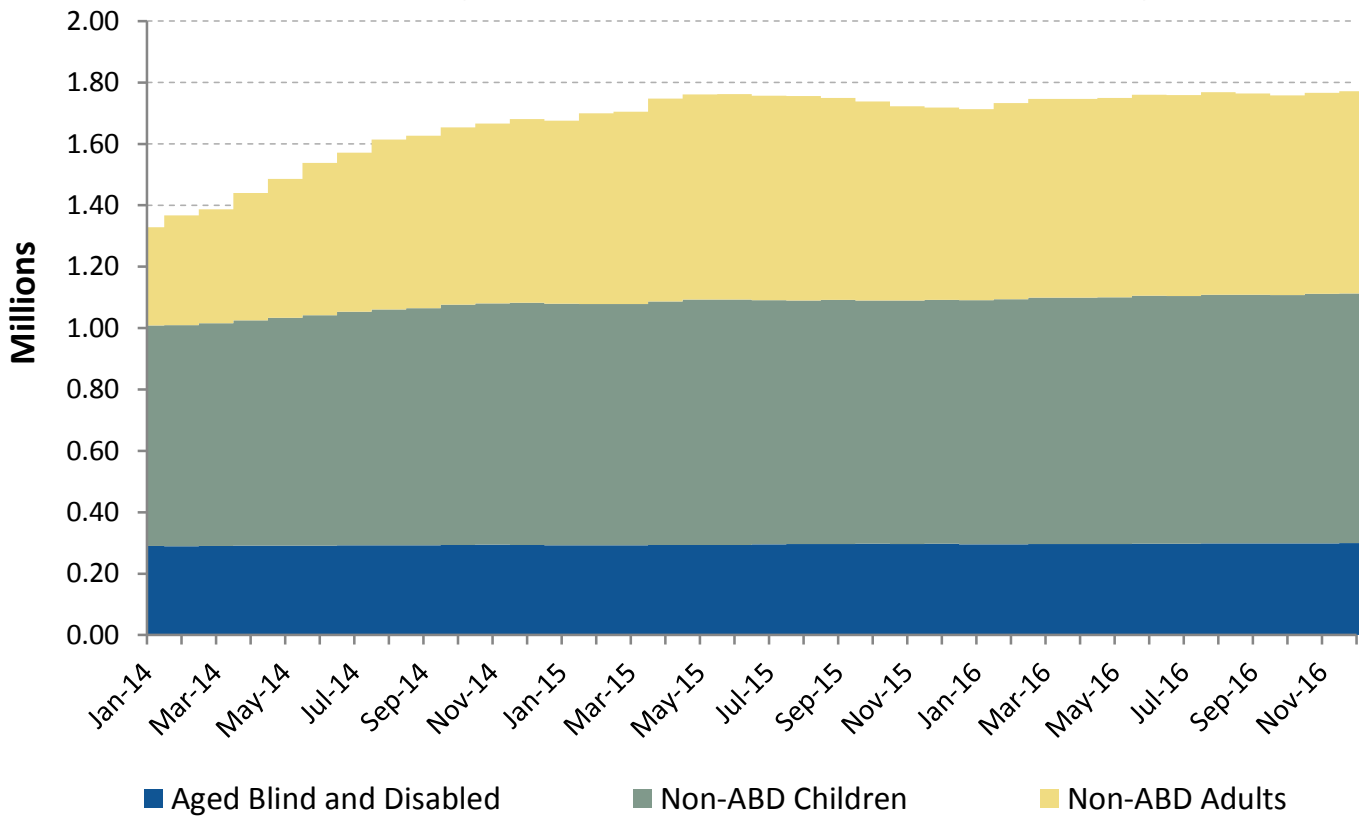
Includes 30,986 individuals in home and community-based waiver programs



NJ FamilyCare* Enrollment Summary - December 2016

Eligibility Category	Age < 21	Age > 20	Total
Aged	0	92,837	92,837
Blind	55	738	793
Disabled	29,810	175,735	205,545
Non-ABD Children	813,380	0	813,380
Non-ABD Adults	16,494	642,623	659,117
Total	859,739	911,933	1,771,672

NJ FamilyCare* Enrollment Summary

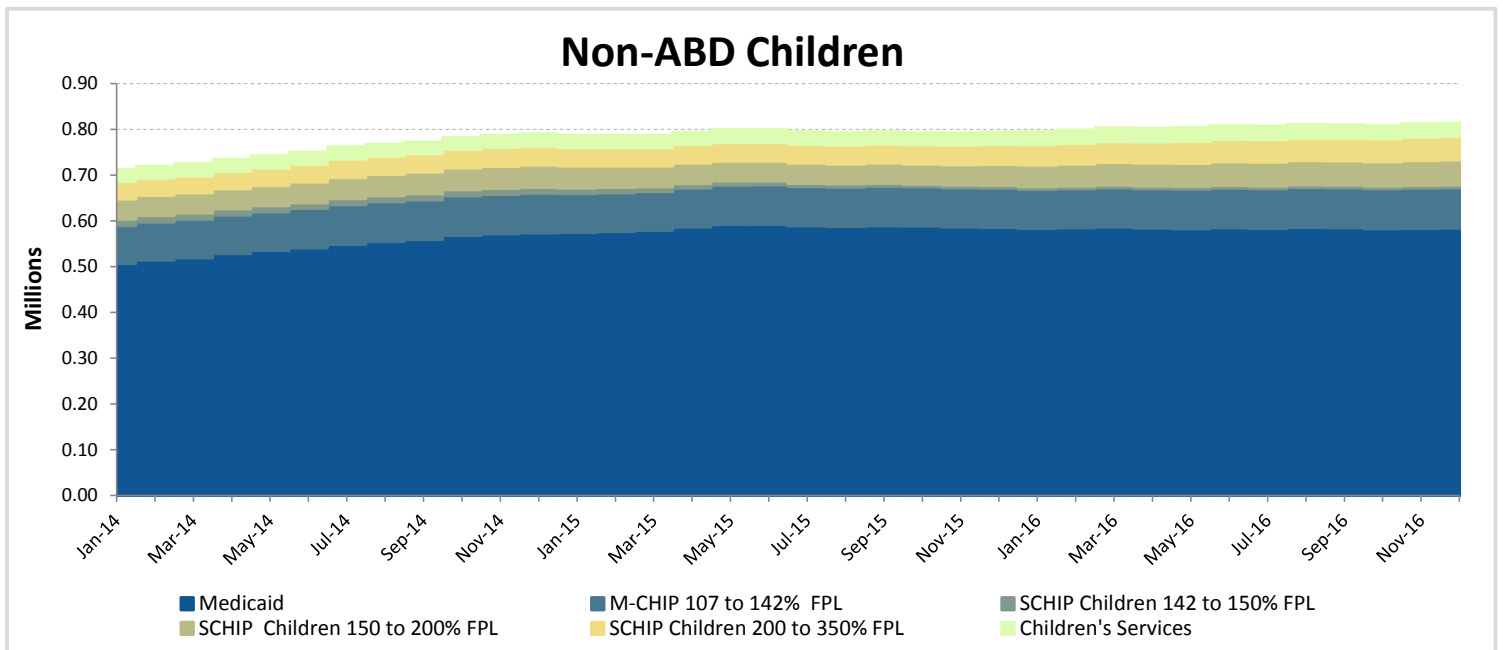


* - **NJ FamilyCare** includes all individuals receiving public medical assistance through the Division of Medical Assistance and Health Services and includes those eligible for federal reimbursement through the Medicaid program and Children's Health Insurance Program established in the federal Social Security Act and those eligible for other public medical assistance programs established through various state laws.

NJ FamilyCare Enrollment Report

Non-ABD Children - December 2016							
County	Medicaid	M-CHIP 107 to 142% FPL	SCHIP Children 142 to 150% FPL	SCHIP Children 150 to 200% FPL	SCHIP Children 200 to 350% FPL	Children's Services	Total
Atlantic	25,143	2,602	154	1,874	1,391	1,519	32,683
Bergen	29,462	6,229	481	5,131	5,398	1,215	47,916
Burlington	18,604	2,653	190	2,008	1,987	2,222	27,664
Camden	46,843	5,564	276	3,157	2,737	2,349	60,926
Cape May	5,746	859	57	580	494	441	8,177
Cumberland	17,428	2,335	180	1,475	1,079	1,180	23,677
Essex	82,221	9,964	361	4,275	3,641	3,234	103,696
Gloucester	15,231	1,976	114	1,302	1,497	1,541	21,661
Hudson	64,993	10,303	516	3,996	3,499	1,270	84,577
Hunterdon	2,319	407	33	348	389	487	3,983
Mercer	23,389	3,735	212	2,475	1,958	2,647	34,416
Middlesex	41,468	8,589	625	6,356	5,686	1,422	64,146
Monmouth	26,913	4,395	267	2,860	2,646	1,647	38,728
Morris	10,923	2,298	175	2,008	1,767	1,103	18,274
Ocean	52,823	6,796	414	5,189	6,171	1,731	73,124
Passaic	56,039	8,736	1,135	4,800	3,801	959	75,470
Salem	4,818	620	46	414	300	635	6,833
Somerset	9,843	2,044	120	1,401	1,496	834	15,738
Sussex	3,721	632	49	559	729	626	6,316
Union	40,512	6,707	417	4,273	3,652	1,268	56,829
Warren	5,087	713	47	467	560	394	7,268
Other	3	0	0	0	0	1,275	1,278
Total	583,529	88,157	5,869	54,948	50,878	29,999	813,380

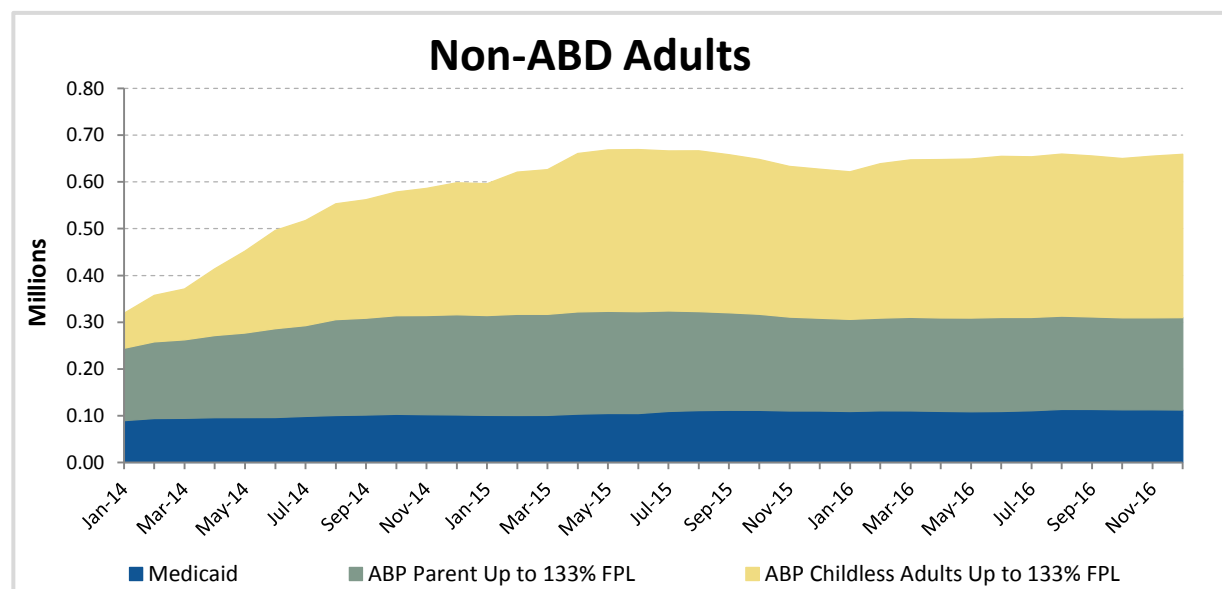
Includes children eligible through CHIPRA - 10,804



NJ FamilyCare Enrollment Report

Non-ABD Adults - December 2016				
County	Medicaid *	ABP Parent Up to 133% FPL	ABP Childless Adults Up to 133% FPL	Total
Atlantic	5,325	8,343	15,913	29,581
Bergen	5,652	12,957	27,863	46,472
Burlington	4,883	6,409	13,777	25,069
Camden	11,259	14,588	30,513	56,360
Cape May	1,271	2,248	4,387	7,906
Cumberland	3,399	4,595	8,214	16,208
Essex	17,559	24,778	45,002	87,339
Gloucester	3,849	5,789	10,986	20,624
Hudson	10,681	23,557	34,932	69,170
Hunterdon	462	845	2,523	3,830
Mercer	4,426	6,624	12,792	23,842
Middlesex	6,931	14,934	27,555	49,420
Monmouth	5,008	8,112	18,625	31,745
Morris	2,332	3,942	10,282	16,556
Ocean	7,333	19,083	18,970	45,386
Passaic	10,006	19,552	28,294	57,852
Salem	1,163	1,437	2,669	5,269
Somerset	1,652	3,223	6,784	11,659
Sussex	1,005	1,676	3,991	6,672
Union	6,837	12,960	21,660	41,457
Warren	1,185	1,905	3,607	6,697
Other	2	0	1	3
Total	112,220	197,557	349,340	659,117

* Includes pregnant women eligible through CHIPRA - 1,603



NJ FamilyCare Enrollment Report

ABD Eligibles - December 2016				
County	Aged	Blind	Disabled	Total
Atlantic	2,734	22	8,136	10,892
Bergen	11,208	47	10,895	22,150
Burlington	2,466	28	8,709	11,203
Camden	4,699	84	20,218	25,001
Cape May	961	5	2,617	3,583
Cumberland	1,538	23	7,624	9,185
Essex	9,523	137	30,888	40,548
Gloucester	1,402	17	6,431	7,850
Hudson	11,286	89	20,574	31,949
Hunterdon	489	5	1,535	2,029
Mercer	3,313	42	11,767	15,122
Middlesex	9,997	54	12,407	22,458
Monmouth	4,549	44	10,021	14,614
Morris	4,007	15	5,248	9,270
Ocean	3,883	29	10,171	14,083
Passaic	9,109	64	15,640	24,813
Salem	442	4	2,524	2,970
Somerset	2,986	15	3,746	6,747
Sussex	631	9	2,225	2,865
Union	6,677	54	11,838	18,569
Warren	761	6	2,089	2,856
Other	176	0	242	418
Total	92,837	793	205,545	299,175

Includes 31,603 individuals in home and community-based waiver programs

