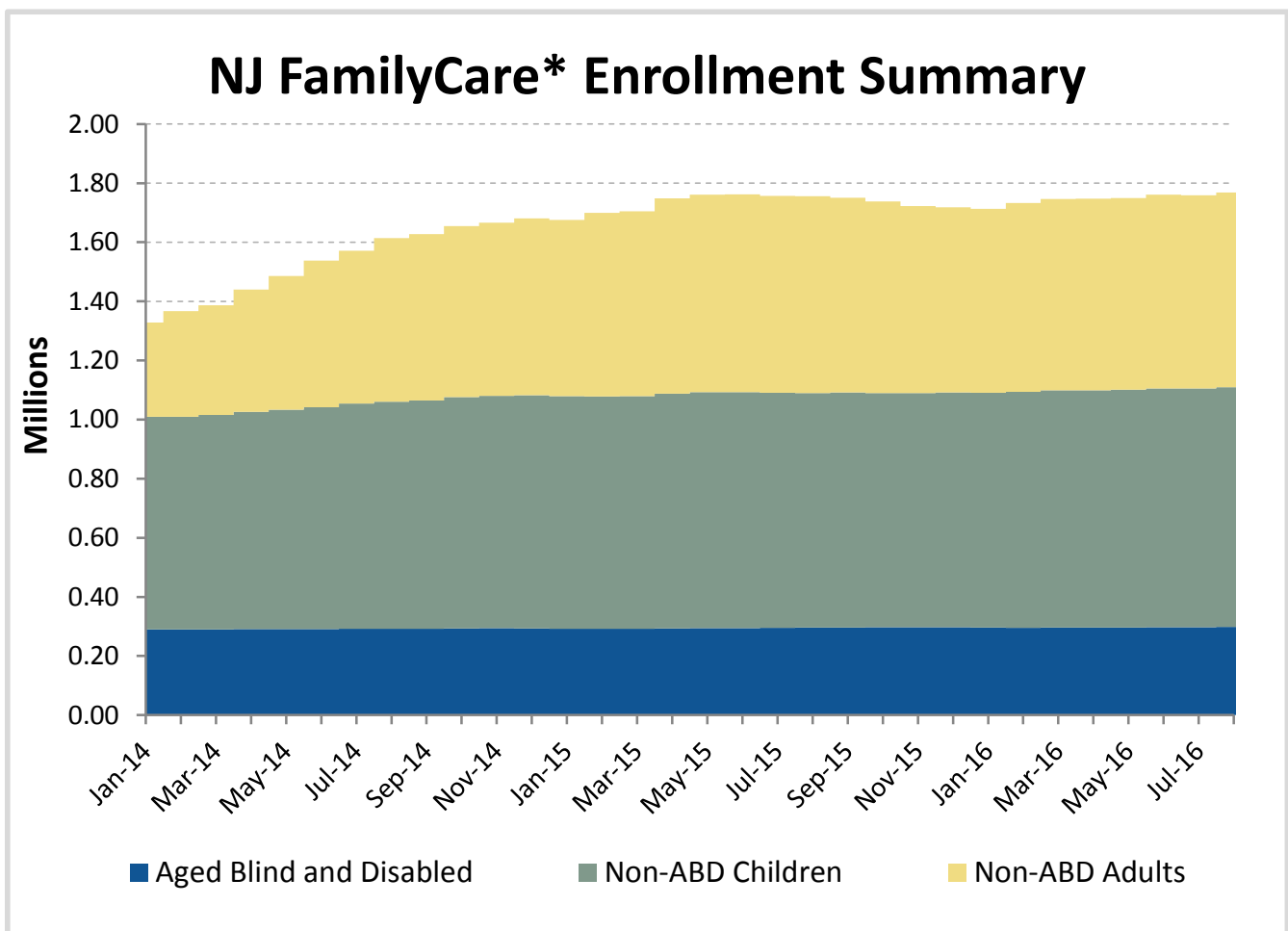


NJ FamilyCare* Enrollment Summary - August 2016

Eligibility Category	Age < 21	Age > 20	Total
Aged	0	92,256	92,256
Blind	51	738	789
Disabled	29,764	175,276	205,040
Non-ABD Children	810,833	0	810,833
Non-ABD Adults	16,689	642,887	659,576
Total	857,337	911,157	1,768,494



* - **NJFamilyCare** includes all individuals receiving public medical assistance through the Division of Medical Assistance and Health Services and includes those eligible for federal reimbursement through the Medicaid program and Children's Health Insurance Program established in the federal Social Security Act and those eligible for other public medical assistance programs established through various state laws.

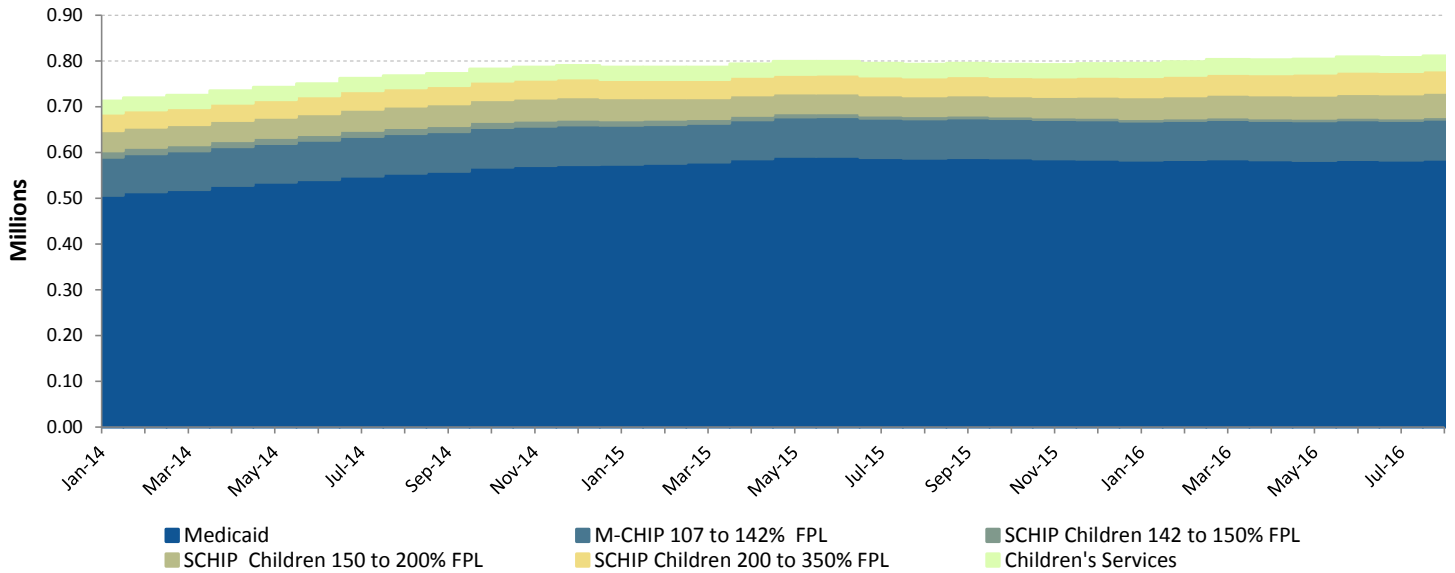
NJ FamilyCare Enrollment Report

Non-ABD Children - August 2016

County	Medicaid	M-CHIP 107 to 142% FPL	SCHIP Children 142 to 150% FPL	SCHIP Children 150 to 200% FPL	SCHIP Children 200 to 350% FPL	Children's Services	Total
Atlantic	25,426	2,441	137	1,847	1,344	1,607	32,802
Bergen	29,787	6,233	457	4,993	5,264	1,208	47,942
Burlington	18,586	2,600	186	2,000	1,906	2,272	27,550
Camden	46,516	5,474	268	2,999	2,749	2,388	60,394
Cape May	5,904	859	47	502	455	450	8,217
Cumberland	18,294	2,294	157	1,398	1,016	1,195	24,354
Essex	79,502	9,584	333	4,137	3,597	3,321	100,474
Gloucester	15,330	2,026	118	1,241	1,415	1,504	21,634
Hudson	67,144	10,887	532	3,748	3,334	1,293	86,938
Hunterdon	2,269	417	26	322	396	501	3,931
Mercer	23,295	3,729	191	2,455	1,850	2,667	34,187
Middlesex	41,239	8,562	605	6,340	5,739	1,470	63,955
Monmouth	26,784	4,240	289	2,727	2,582	1,681	38,303
Morris	10,630	2,277	186	1,909	1,734	1,163	17,899
Ocean	53,297	6,608	413	4,908	5,773	1,757	72,756
Passaic	56,253	8,663	1,021	4,514	3,694	1,009	75,154
Salem	4,836	622	39	395	310	646	6,848
Somerset	9,989	2,085	120	1,268	1,359	861	15,682
Sussex	3,717	585	61	545	706	607	6,221
Union	41,078	6,743	398	3,982	3,469	1,302	56,972
Warren	5,095	684	47	487	563	398	7,274
Other	2	1	0	0	0	1,343	1,346
Total	584,973	87,614	5,631	52,717	49,255	30,643	810,833

Includes children eligible through CHIPRA - 10,470

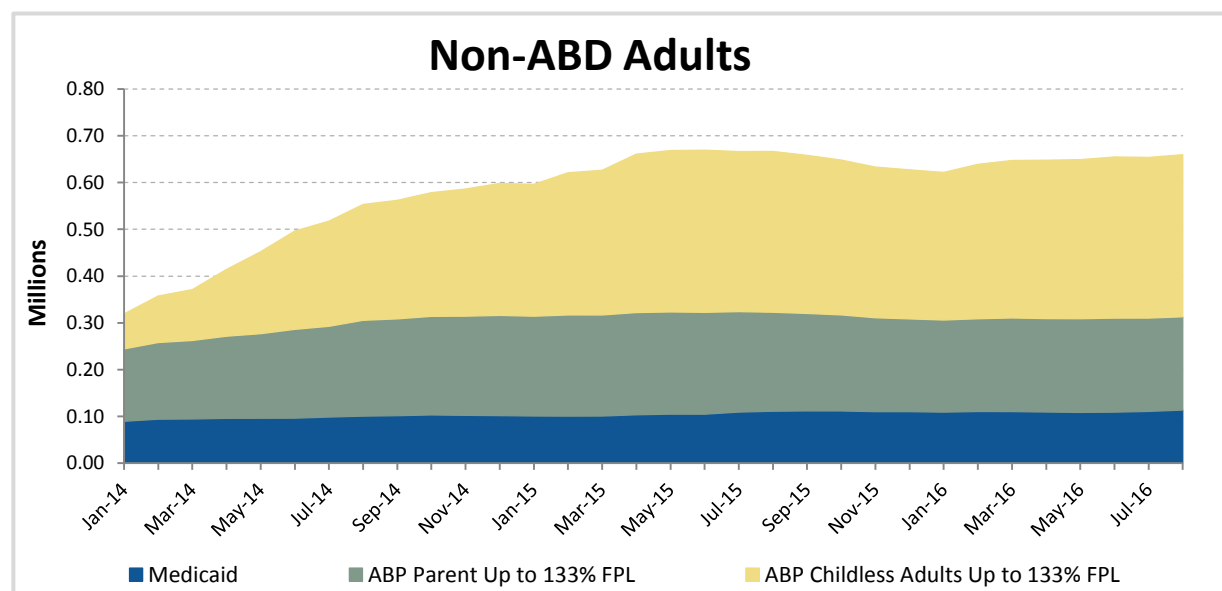
Non-ABD Children



NJ FamilyCare Enrollment Report

Non-ABD Adults - August 2016				
County	Medicaid *	ABP Parent Up to 133% FPL	ABP Childless Adults Up to 133% FPL	Total
Atlantic	5,542	8,277	15,920	29,739
Bergen	5,739	13,079	27,176	45,994
Burlington	4,897	6,526	13,711	25,134
Camden	11,167	14,737	29,864	55,768
Cape May	1,304	2,350	4,517	8,171
Cumberland	3,664	4,783	8,584	17,031
Essex	17,162	24,020	43,158	84,340
Gloucester	4,043	5,840	10,747	20,630
Hudson	11,242	24,403	36,960	72,605
Hunterdon	444	823	2,413	3,680
Mercer	4,427	6,648	12,685	23,760
Middlesex	6,839	15,136	27,378	49,353
Monmouth	5,114	8,169	18,277	31,560
Morris	2,277	3,935	9,819	16,031
Ocean	7,406	19,380	18,956	45,742
Passaic	10,213	19,536	28,367	58,116
Salem	1,128	1,467	2,611	5,206
Somerset	1,649	3,369	6,741	11,759
Sussex	1,017	1,643	3,856	6,516
Union	7,046	13,400	21,283	41,729
Warren	1,196	1,921	3,590	6,707
Other	0	1	4	5
Total	113,516	199,443	346,617	659,576

* Includes pregnant women eligible through CHIPRA - 1,799



NJ FamilyCare Enrollment Report

ABD Eligibles - August 2016				
County	Aged	Blind	Disabled	Total
Atlantic	2,730	19	8,077	10,826
Bergen	11,128	44	10,894	22,066
Burlington	2,474	33	8,595	11,102
Camden	4,648	82	20,095	24,825
Cape May	944	6	2,601	3,551
Cumberland	1,526	23	7,566	9,115
Essex	9,449	137	30,954	40,540
Gloucester	1,393	16	6,405	7,814
Hudson	11,171	92	20,427	31,690
Hunterdon	482	6	1,566	2,054
Mercer	3,254	40	11,684	14,978
Middlesex	9,965	51	12,423	22,439
Monmouth	4,518	42	10,037	14,597
Morris	4,107	16	5,354	9,477
Ocean	3,865	27	10,080	13,972
Passaic	8,995	66	15,629	24,690
Salem	445	4	2,506	2,955
Somerset	2,999	15	3,786	6,800
Sussex	612	9	2,228	2,849
Union	6,566	55	11,771	18,392
Warren	782	6	2,113	2,901
Other	203	0	249	452
Total	92,256	789	205,040	298,085

Includes 30,147 individuals in home and community-based waiver programs

