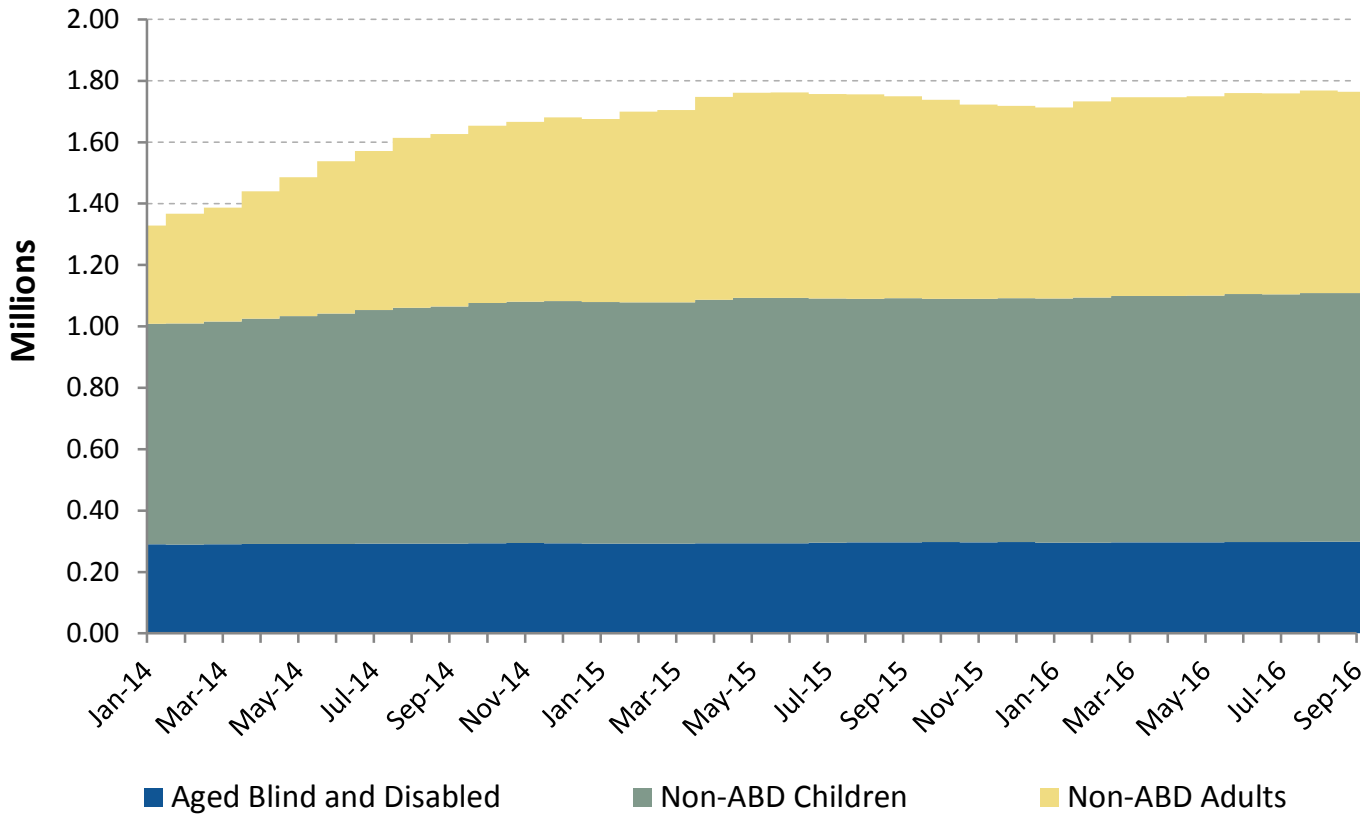


NJ FamilyCare* Enrollment Summary - September 2016

Eligibility Category	Age < 21	Age > 20	Total
Aged	0	92,441	92,441
Blind	51	737	788
Disabled	29,842	175,328	205,170
Non-ABD Children	809,972	0	809,972
Non-ABD Adults	16,555	639,034	655,589
Total	856,420	907,540	1,763,960

NJ FamilyCare* Enrollment Summary

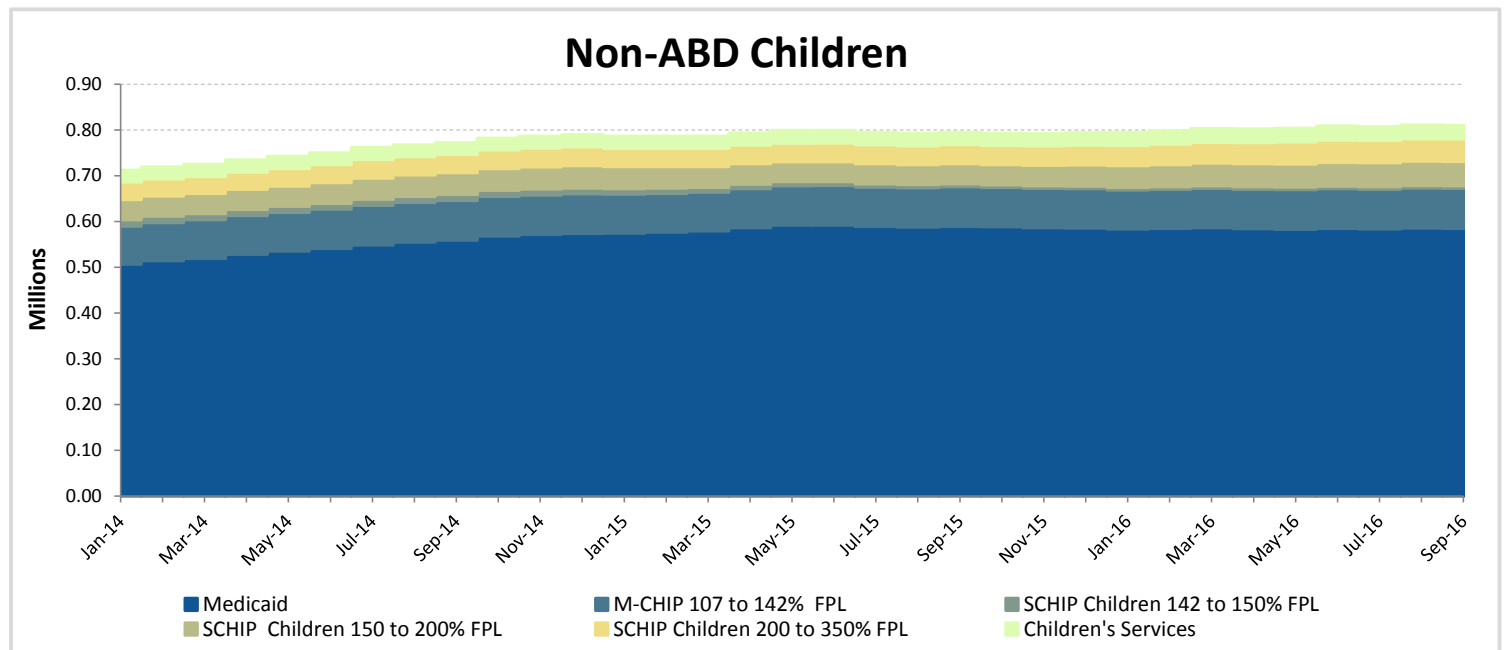


* - **NJFamilyCare** includes all individuals receiving public medical assistance through the Division of Medical Assistance and Health Services and includes those eligible for federal reimbursement through the Medicaid program and Children's Health Insurance Program established in the federal Social Security Act and those eligible for other public medical assistance programs established through various state laws.

NJ FamilyCare Enrollment Report

Non-ABD Children - September 2016							
County	Medicaid	M-CHIP 107 to 142% FPL	SCHIP Children 142 to 150% FPL	SCHIP Children 150 to 200% FPL	SCHIP Children 200 to 350% FPL	Children's Services	Total
Atlantic	25,261	2,425	137	1,888	1,339	1,527	32,577
Bergen	29,674	6,241	450	5,056	5,252	1,172	47,845
Burlington	18,535	2,599	169	2,003	1,925	2,188	27,419
Camden	46,544	5,491	262	3,029	2,766	2,327	60,419
Cape May	5,800	873	49	525	473	440	8,160
Cumberland	18,050	2,293	159	1,390	1,016	1,150	24,058
Essex	80,505	9,636	341	4,220	3,613	3,223	101,538
Gloucester	15,281	2,000	115	1,203	1,423	1,506	21,528
Hudson	66,876	10,843	534	3,691	3,340	1,259	86,543
Hunterdon	2,278	406	27	335	386	483	3,915
Mercer	23,238	3,676	199	2,475	1,874	2,730	34,192
Middlesex	41,236	8,530	603	6,270	5,725	1,407	63,771
Monmouth	26,758	4,280	293	2,771	2,583	1,647	38,332
Morris	10,673	2,267	177	1,912	1,730	1,131	17,890
Ocean	53,014	6,717	418	5,003	5,825	1,714	72,691
Passaic	56,182	8,650	1,044	4,576	3,714	973	75,139
Salem	4,777	631	32	424	305	628	6,797
Somerset	10,038	2,081	121	1,257	1,376	835	15,708
Sussex	3,723	580	54	548	731	611	6,247
Union	40,776	6,596	411	3,991	3,571	1,273	56,618
Warren	5,110	694	53	466	554	394	7,271
Other	3	1	0	0	0	1,310	1,314
Total	584,332	87,510	5,648	53,033	49,521	29,928	809,972

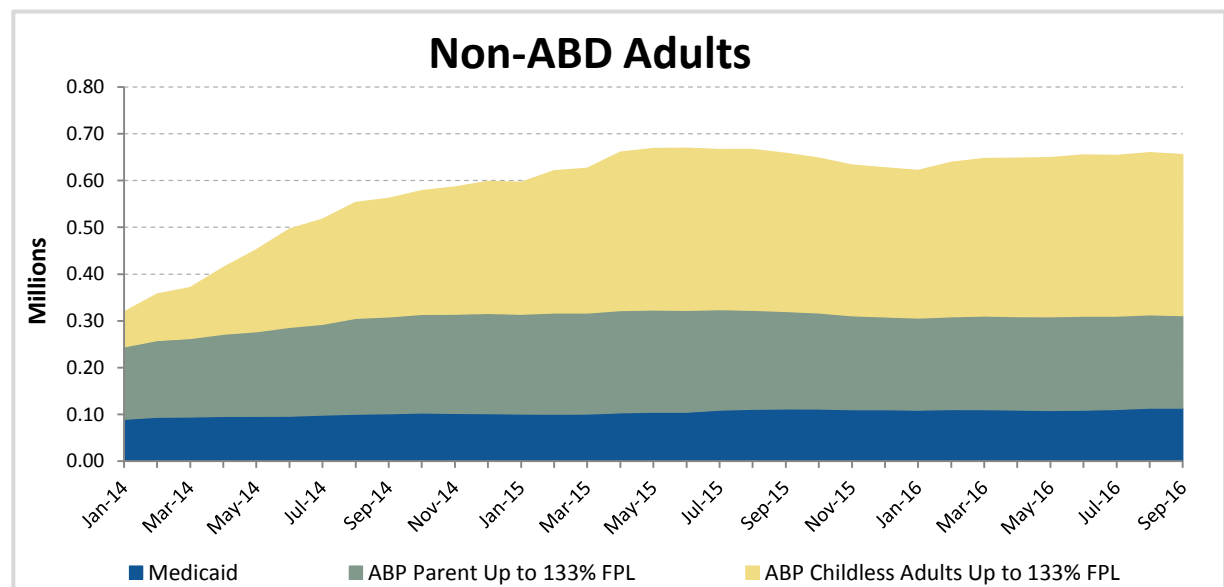
Includes children eligible through CHIPRA - 10,417



NJ FamilyCare Enrollment Report

Non-ABD Adults - September 2016				
County	Medicaid *	ABP Parent Up to 133% FPL	ABP Childless Adults Up to 133% FPL	Total
Atlantic	5,472	8,220	15,678	29,370
Bergen	5,688	12,969	26,918	45,575
Burlington	4,885	6,423	13,622	24,930
Camden	11,197	14,654	29,768	55,619
Cape May	1,276	2,308	4,401	7,985
Cumberland	3,599	4,696	8,427	16,722
Essex	17,402	24,120	43,193	84,715
Gloucester	3,993	5,817	10,717	20,527
Hudson	11,141	24,241	36,688	72,070
Hunterdon	453	824	2,387	3,664
Mercer	4,432	6,586	12,578	23,596
Middlesex	6,871	14,913	27,182	48,966
Monmouth	5,140	8,067	18,244	31,451
Morris	2,250	3,891	9,728	15,869
Ocean	7,439	19,147	18,770	45,356
Passaic	10,152	19,523	28,140	57,815
Salem	1,112	1,454	2,609	5,175
Somerset	1,702	3,330	6,775	11,807
Sussex	1,013	1,610	3,868	6,491
Union	7,038	13,149	21,030	41,217
Warren	1,202	1,897	3,565	6,664
Other	0	1	4	5
Total	113,457	197,840	344,292	655,589

* Includes pregnant women eligible through CHIPRA - 1,773



NJ FamilyCare Enrollment Report

ABD Eligibles - September 2016				
County	Aged	Blind	Disabled	Total
Atlantic	2,719	18	8,115	10,852
Bergen	11,191	45	10,921	22,157
Burlington	2,480	31	8,615	11,126
Camden	4,660	83	20,128	24,871
Cape May	937	5	2,607	3,549
Cumberland	1,537	24	7,590	9,151
Essex	9,478	138	30,954	40,570
Gloucester	1,390	16	6,418	7,824
Hudson	11,188	90	20,455	31,733
Hunterdon	479	6	1,559	2,044
Mercer	3,268	41	11,713	15,022
Middlesex	9,964	53	12,397	22,414
Monmouth	4,510	43	10,009	14,562
Morris	4,091	14	5,361	9,466
Ocean	3,875	27	10,088	13,990
Passaic	9,030	65	15,635	24,730
Salem	443	4	2,490	2,937
Somerset	2,979	14	3,768	6,761
Sussex	616	9	2,227	2,852
Union	6,621	56	11,779	18,456
Warren	786	6	2,102	2,894
Other	199	0	239	438
Total	92,441	788	205,170	298,399

Includes 30,311 individuals in home and community-based waiver programs

