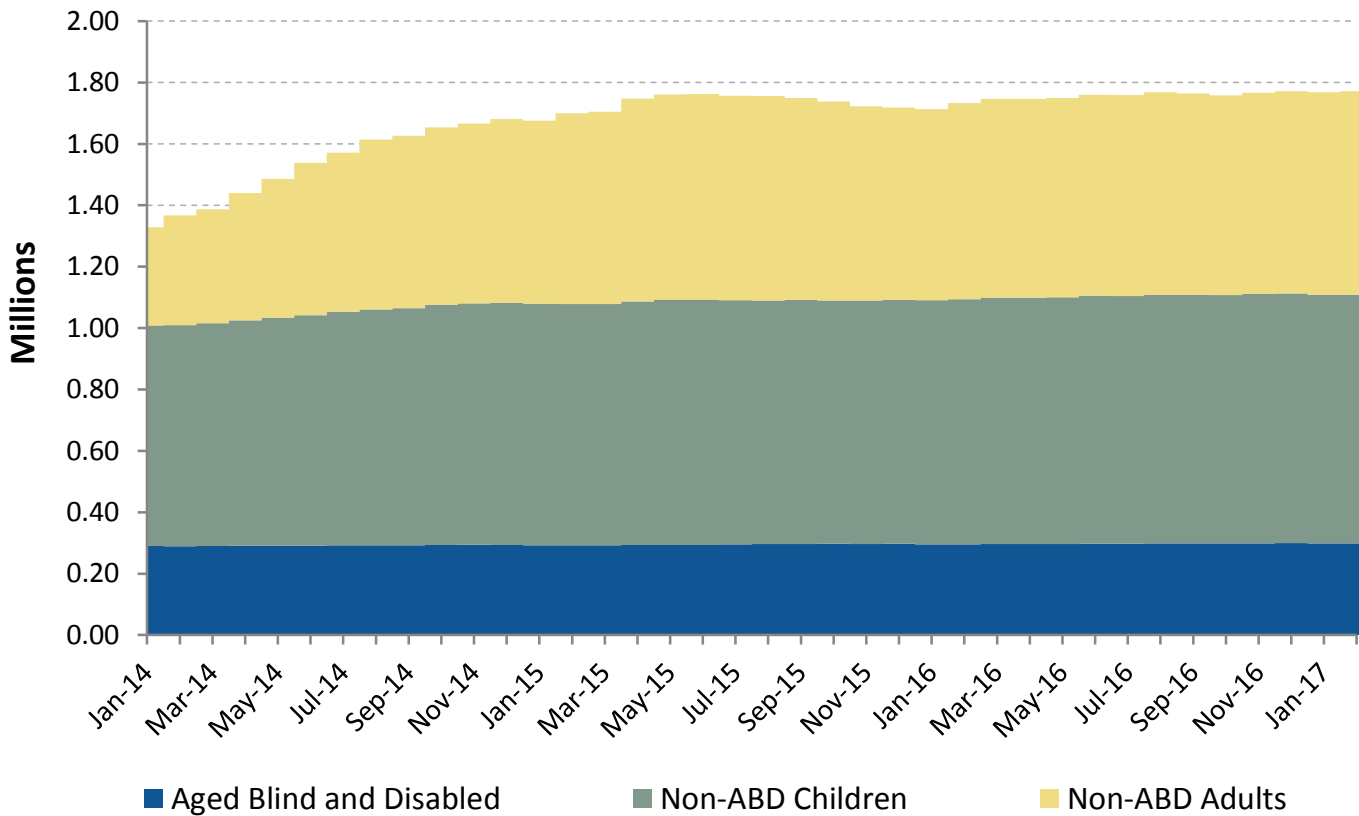


NJ FamilyCare* Enrollment Summary - February 2017

Eligibility Category	Age < 21	Age > 20	Total
Aged	0	92,252	92,252
Blind	57	740	797
Disabled	29,705	175,404	205,109
Non-ABD Children	810,345	0	810,345
Non-ABD Adults	16,490	647,033	663,523
Total	856,597	915,429	1,772,026

NJ FamilyCare* Enrollment Summary

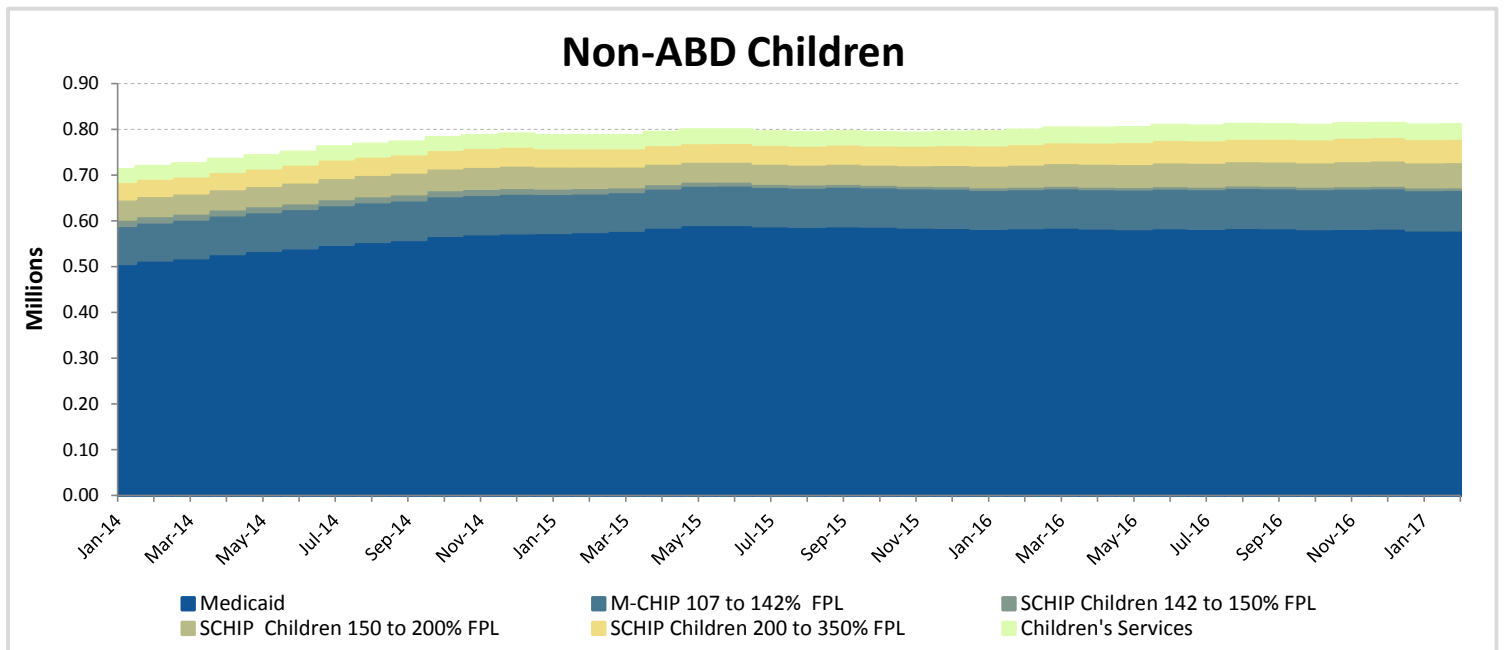


* - **NJ FamilyCare** includes all individuals receiving public medical assistance through the Division of Medical Assistance and Health Services and includes those eligible for federal reimbursement through the Medicaid program and Children's Health Insurance Program established in the federal Social Security Act and those eligible for other public medical assistance programs established through various state laws.

NJ FamilyCare Enrollment Report

Non-ABD Children - February 2017							
County	Medicaid	M-CHIP 107 to 142% FPL	SCHIP Children 142 to 150% FPL	SCHIP Children 150 to 200% FPL	SCHIP Children 200 to 350% FPL	Children's Services	Total
Atlantic	24,495	2,667	173	1,911	1,393	1,579	32,218
Bergen	29,278	6,257	501	5,109	5,366	1,229	47,740
Burlington	18,473	2,619	191	2,023	1,997	2,267	27,570
Camden	46,840	5,557	267	3,069	2,791	2,355	60,879
Cape May	5,679	837	50	600	497	434	8,097
Cumberland	17,280	2,380	184	1,464	1,069	1,188	23,565
Essex	82,799	10,028	367	4,261	3,603	3,245	104,303
Gloucester	15,058	1,991	109	1,316	1,470	1,557	21,501
Hudson	63,519	9,998	487	4,065	3,576	1,268	82,913
Hunterdon	2,328	418	37	347	383	476	3,989
Mercer	23,451	3,729	233	2,457	1,990	2,573	34,433
Middlesex	41,012	8,654	597	6,301	5,759	1,392	63,715
Monmouth	27,139	4,422	266	2,854	2,613	1,650	38,944
Morris	10,786	2,323	167	2,009	1,816	1,106	18,207
Ocean	52,367	6,962	425	5,158	6,340	1,743	72,995
Passaic	55,785	8,733	1,155	4,842	3,748	959	75,222
Salem	4,790	620	53	403	284	654	6,804
Somerset	9,837	2,049	113	1,448	1,491	843	15,781
Sussex	3,711	625	54	552	709	643	6,294
Union	40,176	6,738	400	4,466	3,627	1,279	56,686
Warren	5,061	703	46	460	556	402	7,228
Other	4	0	0	0	0	1,257	1,261
Total	579,868	88,310	5,875	55,115	51,078	30,099	810,345

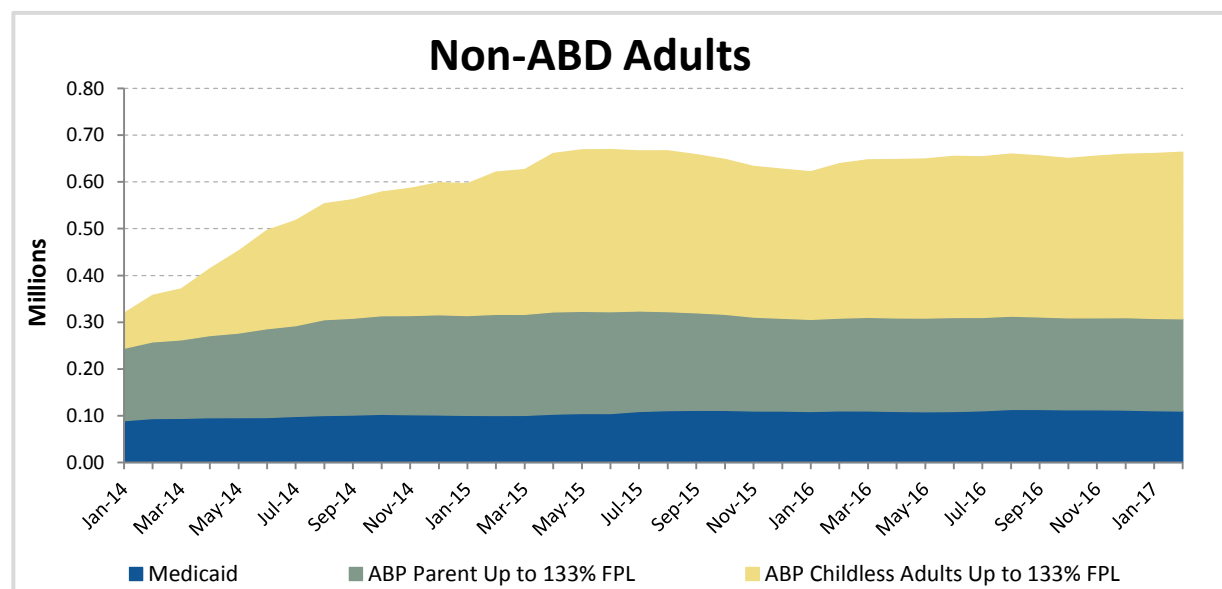
Includes children eligible through CHIPRA - 10,838



NJ FamilyCare Enrollment Report

Non-ABD Adults - February 2017				
County	Medicaid *	ABP Parent Up to 133% FPL	ABP Childless Adults Up to 133% FPL	Total
Atlantic	5,097	8,359	16,226	29,682
Bergen	5,487	12,956	28,688	47,131
Burlington	4,778	6,406	14,051	25,235
Camden	11,170	14,657	31,077	56,904
Cape May	1,277	2,190	4,458	7,925
Cumberland	3,289	4,580	8,157	16,026
Essex	17,452	25,136	46,246	88,834
Gloucester	3,798	5,793	11,166	20,757
Hudson	10,293	23,130	34,553	67,976
Hunterdon	463	853	2,628	3,944
Mercer	4,376	6,649	13,098	24,123
Middlesex	6,807	14,900	27,873	49,580
Monmouth	4,934	8,204	19,479	32,617
Morris	2,299	3,897	10,638	16,834
Ocean	7,064	19,084	19,533	45,681
Passaic	9,708	19,553	28,654	57,915
Salem	1,198	1,395	2,676	5,269
Somerset	1,640	3,212	7,005	11,857
Sussex	1,022	1,705	4,135	6,862
Union	6,701	12,791	22,142	41,634
Warren	1,194	1,853	3,687	6,734
Other	2	0	1	3
Total	110,049	197,303	356,171	663,523

* Includes pregnant women eligible through CHIPRA - 1,561



NJ FamilyCare Enrollment Report

ABD Eligibles - February 2017				
County	Aged	Blind	Disabled	Total
Atlantic	2,688	22	8,138	10,848
Bergen	11,212	47	10,877	22,136
Burlington	2,455	29	8,698	11,182
Camden	4,663	83	20,169	24,915
Cape May	967	6	2,633	3,606
Cumberland	1,523	23	7,590	9,136
Essex	9,523	136	30,829	40,488
Gloucester	1,417	16	6,423	7,856
Hudson	11,233	91	20,490	31,814
Hunterdon	490	5	1,521	2,016
Mercer	3,279	41	11,718	15,038
Middlesex	9,914	56	12,406	22,376
Monmouth	4,507	44	10,004	14,555
Morris	3,930	15	5,237	9,182
Ocean	3,799	30	10,147	13,976
Passaic	9,040	65	15,600	24,705
Salem	430	4	2,523	2,957
Somerset	2,990	14	3,751	6,755
Sussex	629	9	2,214	2,852
Union	6,662	55	11,823	18,540
Warren	735	6	2,081	2,822
Other	166	0	237	403
Total	92,252	797	205,109	298,158

Includes 32,045 individuals in home and community-based waiver programs

