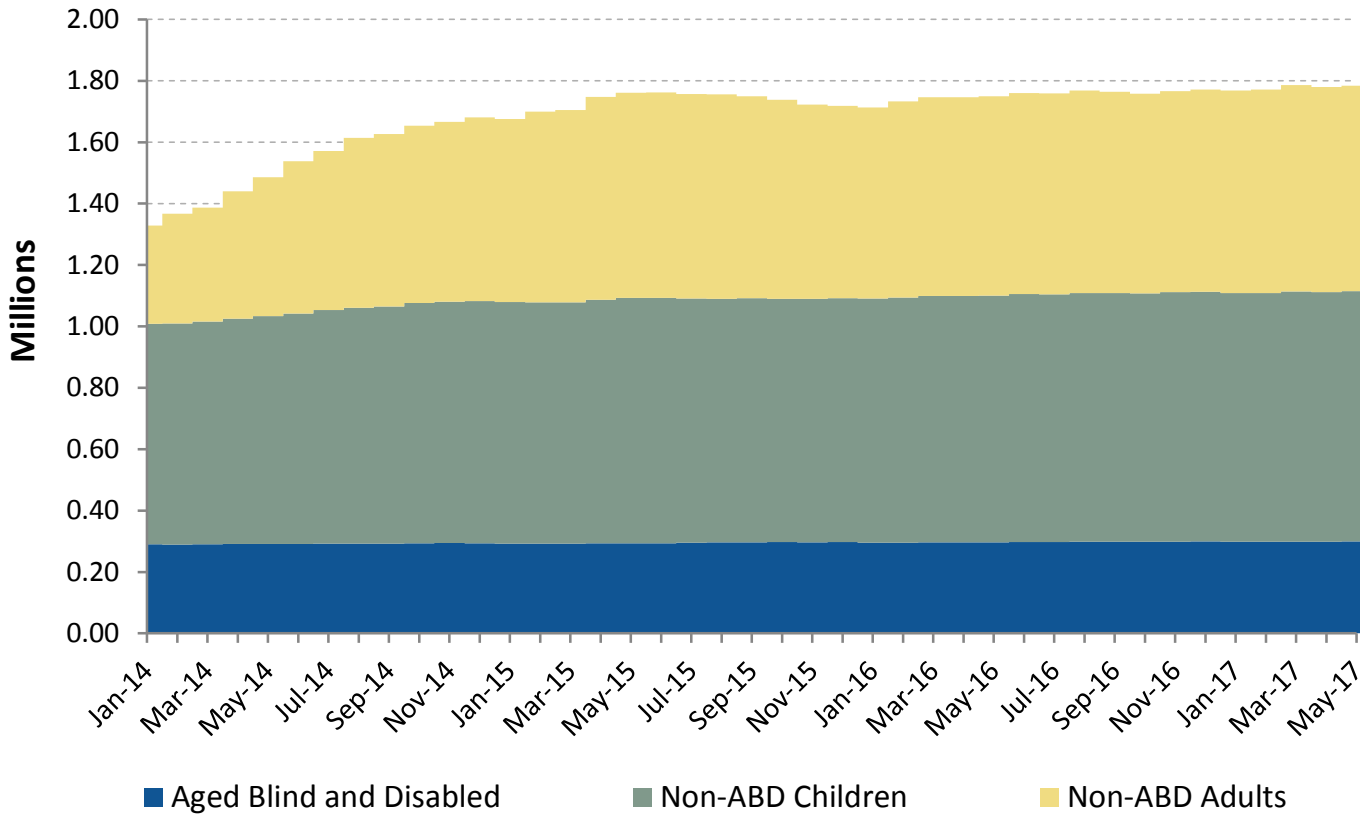


## NJ FamilyCare\* Enrollment Summary - May 2017

Eligibility Category	Age < 21	Age > 20	Total
Aged	0	93,007	<b>93,007</b>
Blind	60	737	<b>797</b>
Disabled	29,510	175,917	<b>205,427</b>
Non-ABD Children	815,349	0	<b>815,349</b>
Non-ABD Adults	17,098	652,669	<b>669,767</b>
<b>Total</b>	<b>862,017</b>	<b>922,330</b>	<b>1,784,347</b>

### NJ FamilyCare\* Enrollment Summary



\* - **NJ FamilyCare** includes all individuals receiving public medical assistance through the Division of Medical Assistance and Health Services and includes those eligible for federal reimbursement through the Medicaid program and Children's Health Insurance Program established in the federal Social Security Act and those eligible for other public medical assistance programs established through various state laws.

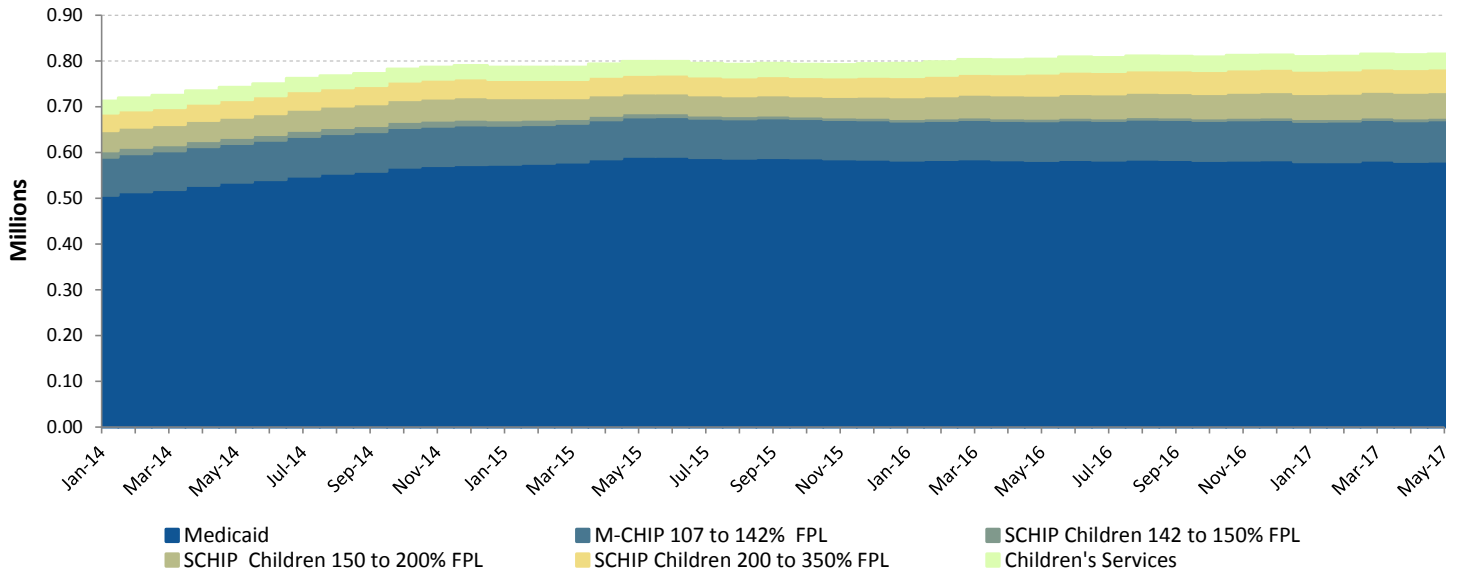
# NJ FamilyCare Enrollment Report

## Non-ABD Children - May 2017

County	Medicaid	M-CHIP 107 to 142% FPL	SCHIP Children 142 to 150% FPL	SCHIP Children 150 to 200% FPL	SCHIP Children 200 to 350% FPL	Children's Services	Total
Atlantic	24,187	2,815	175	1,921	1,433	1,641	32,172
Bergen	29,245	6,340	496	5,272	5,407	1,267	48,027
Burlington	18,419	2,713	188	2,029	2,035	2,394	27,778
Camden	47,167	5,667	262	2,963	2,783	2,472	61,314
Cape May	5,635	804	46	604	474	442	8,005
Cumberland	17,404	2,435	194	1,547	1,125	1,310	24,015
Essex	83,449	10,347	347	4,283	3,601	3,211	105,238
Gloucester	14,968	1,998	106	1,353	1,435	1,640	21,500
Hudson	64,143	10,063	455	4,184	3,709	1,303	83,857
Hunterdon	2,370	419	30	325	387	524	4,055
Mercer	23,499	3,749	239	2,498	2,012	2,608	34,605
Middlesex	41,391	8,768	538	6,426	5,779	1,426	64,328
Monmouth	26,577	4,361	256	2,770	2,630	1,673	38,267
Morris	10,667	2,297	145	2,014	1,887	1,161	18,171
Ocean	52,886	7,192	454	5,244	6,693	1,830	74,299
Passaic	55,752	8,799	1,162	4,942	3,760	978	75,393
Salem	4,813	610	56	405	293	698	6,875
Somerset	9,728	2,104	117	1,449	1,509	831	15,738
Sussex	3,763	603	54	543	709	662	6,334
Union	40,211	6,900	410	4,426	3,653	1,315	56,915
Warren	5,030	723	43	471	541	425	7,233
Other	6	0	0	0	0	1,224	1,230
<b>Total</b>	<b>581,310</b>	<b>89,707</b>	<b>5,773</b>	<b>55,669</b>	<b>51,855</b>	<b>31,035</b>	<b>815,349</b>

*Includes children eligible through CHIPRA - 11,118*

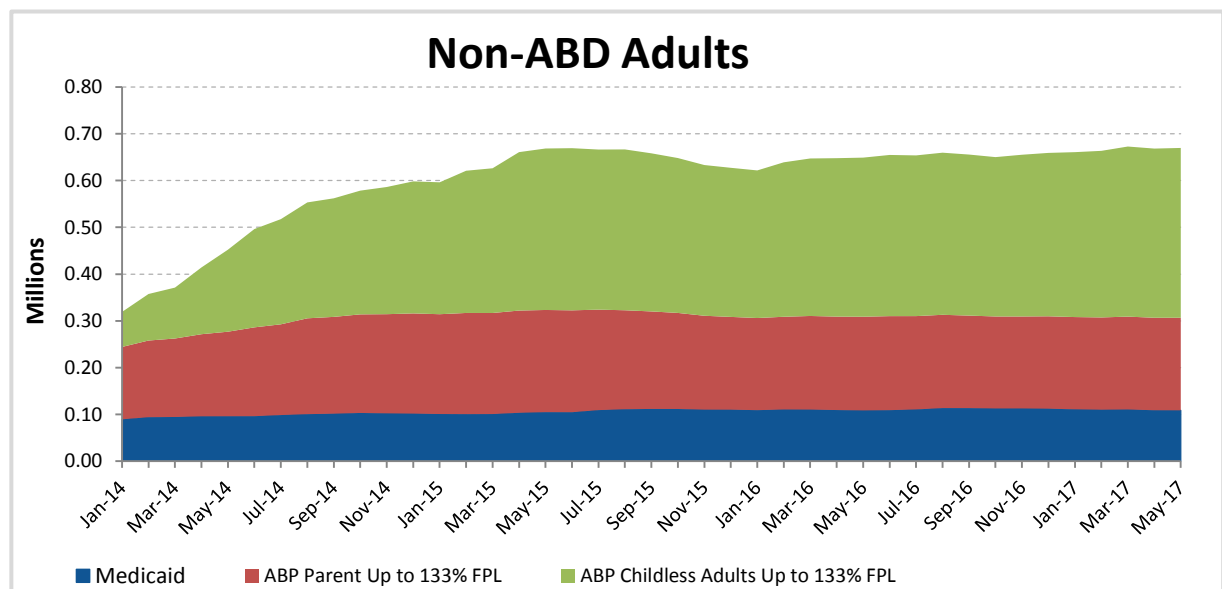
### Non-ABD Children



# NJ FamilyCare Enrollment Report

Non-ABD Adults - May 2017				
County	Medicaid *	ABP Parent Up to 133% FPL	ABP Childless Adults Up to 133% FPL	Total
Atlantic	4,868	8,495	16,514	29,877
Bergen	5,314	12,970	29,051	47,335
Burlington	4,801	6,323	14,138	25,262
Camden	11,251	14,794	31,785	57,830
Cape May	1,230	2,219	4,596	8,045
Cumberland	3,229	4,641	8,382	16,252
Essex	17,101	25,660	47,550	90,311
Gloucester	3,795	5,730	11,265	20,790
Hudson	10,406	23,380	35,732	69,518
Hunterdon	483	878	2,646	4,007
Mercer	4,375	6,570	13,294	24,239
Middlesex	6,869	14,875	28,373	50,117
Monmouth	4,676	8,057	19,807	32,540
Morris	2,232	3,744	10,599	16,575
Ocean	7,040	19,257	19,911	46,208
Passaic	9,505	19,616	28,969	58,090
Salem	1,230	1,403	2,744	5,377
Somerset	1,598	3,155	7,052	11,805
Sussex	1,035	1,708	4,251	6,994
Union	6,463	12,632	22,705	41,800
Warren	1,217	1,855	3,721	6,793
Other	1	0	1	2
<b>Total</b>	<b>108,719</b>	<b>197,962</b>	<b>363,086</b>	<b>669,767</b>

\* Includes pregnant women eligible through CHIPRA - 1,716



# NJ FamilyCare Enrollment Report

ABD Eligibles - May 2017				
County	Aged	Blind	Disabled	Total
Atlantic	2,692	21	8,213	10,926
Bergen	11,350	51	10,863	22,264
Burlington	2,493	30	8,748	11,271
Camden	4,730	83	20,150	24,963
Cape May	997	6	2,623	3,626
Cumberland	1,510	22	7,613	9,145
Essex	9,656	139	30,938	40,733
Gloucester	1,418	16	6,397	7,831
Hudson	11,249	91	20,409	31,749
Hunterdon	502	5	1,526	2,033
Mercer	3,267	39	11,774	15,080
Middlesex	10,066	54	12,397	22,517
Monmouth	4,571	45	10,096	14,712
Morris	3,916	16	5,232	9,164
Ocean	3,762	30	10,154	13,946
Passaic	9,112	63	15,528	24,703
Salem	442	5	2,531	2,978
Somerset	3,031	13	3,769	6,813
Sussex	633	9	2,244	2,886
Union	6,731	53	11,884	18,668
Warren	732	6	2,105	2,843
Other	147	0	233	380
<b>Total</b>	<b>93,007</b>	<b>797</b>	<b>205,427</b>	<b>299,231</b>

*Includes 33,455 individuals in home and community-based waiver programs*

