

# ATLANTIC CITY HILTON (RIH ACQUISITIONS N.J., LLC)

## MONTHLY GROSS REVENUE TAX RETURN

FOR THE MONTH OF MARCH , 2008

### GROSS REVENUE - CURRENT MONTH

Line (a)	Type of Game (b)	Authorized Units (c)	Win or (Loss) (d)	Drop/Handle (e)	Win or (Loss) Percentage (f)
<b>Table and Other Games:</b>					
1	Blackjack	44	\$ 2,099,155	\$ 17,607,510	11.9%
2	Craps	8	1,192,713	6,101,928	19.5%
3	Roulette	8	582,739	2,379,700	24.5%
4	Big Six	1	16,304	38,025	42.9%
5	Baccarat	2	310,945	1,708,565	18.2%
6	Minibaccarat	14	1,878,792	12,560,235	15.0%
7	Other Games - (Page 2)	30	1,715,404	9,031,456	19.0%
8	Subtotal - Table and Other Games	107	7,796,052	\$ 49,427,419	15.8%
9	Poker	14	201,375		
10	<b>Total - Table and Other Games</b>	<b>121</b>	<b>\$ 7,997,427</b>		
<b>Slot Machines:</b>					
11	\$ .01 and .02 Slot Machines	496	\$ 4,116,912	\$ 33,350,293	12.3%
12	\$ .05 Slot Machines	262	1,617,891	17,837,842	9.1%
13	\$ .25 Slot Machines	786	3,916,201	44,898,753	8.7%
14	\$ .50 Slot Machines	74	489,022	5,030,167	9.7%
15	\$ 1.00 Slot Machines	286	2,941,309	43,372,417	6.8%
16	\$ 5.00 Slot Machines	65	863,111	18,757,805	4.6%
17	\$ 25.00 Slot Machines	13	169,656	2,394,450	7.1%
18	\$100.00 Slot Machines	20	87,698	8,130,400	1.1%
19	Multi-denominational Slot Machines	266	1,815,835	19,426,931	9.3%
20	Other Slot Machines	34	378,235	8,939,254	4.2%
21	<b>Total - Slot Machines</b>	<b>2,302</b>	<b>\$ 16,395,870</b>	<b>\$ 202,138,312</b>	<b>8.1%</b>
22	<b>Total Gross Revenue</b>		<b>\$ 24,393,297</b>		

### TAX ON GROSS REVENUE

23	Year-to-Date Table and Other Games Gross Revenue.....	\$ 22,547,375
24	Year-to-Date Slot Machine Gross Revenue.....	45,076,167
25	<b>Year-to-Date Total Gross Revenue.....</b>	<b>\$ 67,623,542</b>
26	Adjustments .....	
27	<b>Year-To-Date Taxable Gross Revenue .....</b>	<b>\$ 67,623,542</b>
28	Tax on Gross Revenue (8% of line 27).....	\$ 5,409,883
29	Less - Total Tax Paid in Prior Months.....	3,458,420
30	<b>Total Tax Required for this Month (line 28 less line 29).....</b>	<b>\$ 1,951,463</b>
31	Total Progressive Payout Liability - End of Month.....	\$ 982,585
32	Authorized Casino Square Footage - End of Month.....	75,374
33	Authorized Simulcasting Square Footage - End of Month.....	
34	Simulcasting Revenue for the Month.....	
35	Simulcasting Handle for the Month.....	

Under penalties of perjury, I declare that I have examined this report, and to the best of my knowledge and belief, it is true and complete.

April 10, 2008  
\_\_\_\_\_  
DATE



\_\_\_\_\_  
JOANNE MCKENSIE

**ATLANTIC CITY HILTON (RIH ACQUISITIONS N.J., LLC)**  
**MONTHLY GROSS REVENUE TAX RETURN**  
**SCHEDULE OF OTHER GAMES**  
**FOR THE MONTH OF MARCH , 2008**

Line (a)	Type of Game (b)	Authorized Units (c)	Win or (Loss) (d)	Drop (e)	Win or (Loss) Percentage (f)
1	Red Dog				
2	Sic Bo	1	18,432	129,762	14.2%
3	Pai Gow Poker	4	318,929	1,250,583	25.5%
4	Pai Gow Tiles	6	240,115	2,112,995	11.4%
5	Pokette				
6	Double Down Stud Poker				
7	Keno				
8	Caribbean Stud Poker	1	69,785	290,303	24.0%
9	Let it Ride Poker	3	171,866	754,841	22.8%
10	Super 7 1/2				
11	Mini-Craps				
12	Three Card Poker	8	530,187	2,649,805	20.0%
13	Caribbean Draw Poker				
14	Mini-Dice				
15	Fast Action Hold 'Em				
16	Casino War				
17	Countdown				
18	Spanish 21	3	100,899	573,821	17.6%
19	Colorado Hold'Em Poker				
20	Multi-Bacc				
21	Wild Aruba Stud Poker				
22	Monopoly Poker				
23	Table Slots				
24	Rainbow Dice				
25	Triple Shot				
26	Blackjack Switch				
27	Let's Get Wild Poker				
28	Boston 5 Stud Poker				
29	Double Cross Poker				
30	Double Attack Blackjack	1	74,991	312,213	24.0%
31	Shao Pai Gow				
32	6 to 5 Blackjack				
33	Four Card Poker	1	56,401	468,431	12.0%
34	Suspense 21				
35	Two Card Royal				
36	Player's Choice Poker				
37	Superfun 21				
38	Hawaii Hi-Lo				
39	Texas Hold 'Em Bonus Poker	1	67,814	257,664	26.3%
40	House Way Pai Gow Poker				
41	Flop Poker				
42	Two Card Joker Poker				
43	Ultimate Texas Hold 'Em				
44	Asia Poker	1	65,985	231,038	28.6%
45	Winner's Pot Poker				
	Total -(Must agree with line 7 on Pg 1)	30	\$ 1,715,404	\$ 9,031,456	19.0%

# BALLY'S ATLANTIC CITY

## MONTHLY GROSS REVENUE TAX RETURN

### FOR THE MONTH OF MARCH, 2008

#### GROSS REVENUE - CURRENT MONTH


Line (a)	Type of Game (b)	Authorized Units (c)	Win or (Loss) (d)	Drop/Handle (e)	Win or (Loss) Percentage (f)
<b>Table and Other Games:</b>					
1	Blackjack	77	\$ 3,993,408	\$ 32,153,744	12.4%
2	Craps	12	1,279,701	9,422,130	13.6%
3	Roulette	24	1,943,399	9,275,785	21.0%
4	Big Six	2	167,368	440,577	38.0%
5	Baccarat	2	322,871	3,153,770	10.2%
6	Minibaccarat	14	1,855,764	16,678,728	11.1%
7	Other Games - (Page 2)	68	4,523,257	19,701,439	23.0%
8	Subtotal - Table and Other Games	199	14,085,768	\$ 90,826,173	15.5%
9	Poker	20	364,840		
10	<b>Total - Table and Other Games</b>	<b>219</b>	<b>\$ 14,450,608</b>		
<b>Slot Machines:</b>					
11	\$ .01 and .02 Slot Machines	944	\$ 7,938,909	\$ 62,628,465	12.7%
12	\$ .05 Slot Machines	893	5,705,192	51,195,232	11.1%
13	\$ .25 Slot Machines	1,922	9,663,974	111,028,390	8.7%
14	\$ .50 Slot Machines	228	1,427,556	14,043,522	10.2%
15	\$ 1.00 Slot Machines	522	5,098,860	74,455,275	6.8%
16	\$ 5.00 Slot Machines	109	1,575,330	26,959,475	5.8%
17	\$ 25.00 Slot Machines	21	389,472	8,187,100	4.8%
18	\$100.00 Slot Machines	12	176,529	4,443,400	4.0%
19	Multi-denominational Slot Machines	416	2,838,166	30,734,083	9.2%
20	Other Slot Machines	47	571,093	7,617,144	7.5%
21	<b>Total - Slot Machines</b>	<b>5,114</b>	<b>\$ 35,385,081</b>	<b>\$ 391,292,086</b>	<b>9.0%</b>
22	<b>Total Gross Revenue</b>		<b>\$ 49,835,689</b>		

#### TAX ON GROSS REVENUE

23	Year-to-Date Table and Other Games Gross Revenue.....	\$ 43,453,003
24	Year-to-Date Slot Machine Gross Revenue.....	99,693,587
25	Year-to-Date Total Gross Revenue.....	<b>\$ 143,146,590</b>
26	Adjustments .....	
27	Year-To-Date Taxable Gross Revenue .....	<b>\$ 143,146,590</b>
28	Tax on Gross Revenue (8% of line 27).....	\$ 11,451,727
29	Less - Total Tax Paid in Prior Months.....	7,464,872
30	Total Tax Required for this Month (line 28 less line 29).....	<b>\$ 3,986,855</b>
31	Total Progressive Payout Liability - End of Month.....	\$ 1,871,484
32	Authorized Casino Square Footage - End of Month.....	178,961
33	Authorized Simulcasting Square Footage - End of Month.....	47,937
34	Simulcasting Revenue for the Month.....	\$ 155,587
35	Simulcasting Handle for the Month.....	\$ 1,764,238

Under penalties of perjury, I declare that I have examined this report, and to the best of my knowledge and belief, it is true and complete

April 10, 2008  
DATE

  
William Pangoras

**BALLY'S ATLANTIC CITY**  
**MONTHLY GROSS REVENUE TAX RETURN**  
**SCHEDULE OF OTHER GAMES**  
**FOR THE MONTH OF MARCH, 2008**

Line (a)	Type of Game (b)	Authorized Units (c)	Win or (Loss) (d)	Drop (e)	Win or (Loss) Percentage (f)
1	Red Dog				
2	Sic Bo				
3	Pai Gow Poker	10	502,483	2,395,434	21.0%
4	Pai Gow	3	224,006	2,001,003	11.2%
5	Pokette				
6	Double Down Stud Poker				
7	Keno	4	25,855	76,164	33.9%
8	Caribbean Stud Poker	2	187,211	714,918	26.2%
9	Let it Ride Poker	4	232,836	1,473,405	15.8%
10	Super 7 1/2				
11	Mini-Craps				
12	Three Card Poker	18	1,597,253	6,147,621	26.0%
13	Caribbean Draw Poker				
14	Mini-Dice				
15	Fast Action Hold 'Em				
16	Casino War				
17	Countdown				
18	Spanish 21	9	597,956	2,416,662	24.7%
19	Colorado Hold'Em Poker				
20	Multi-Bacc				
21	Wild Aruba Stud Poker				
22	Monopoly Poker				
23	Table Slots				
24	Rainbow Dice				
25	Triple Shot				
26	Blackjack Switch				
27	Let's Get Wild Poker				
28	Boston 5 Stud Poker				
29	Double Cross Poker				
30	Double Attack Blackjack				
31	Shao Pai Gow				
32	6 to 5 Blackjack				
33	Four Card Poker	7	453,255	1,822,112	24.9%
34	Suspense 21				
35	Two Card Royal				
36	Player's Choice Poker				
37	Superfun 21				
38	Hawaii Hi-Lo				
39	Texas Hold 'Em Bonus Poker	8	461,608	1,790,527	25.8%
40	House Way Pai Gow Poker				
41	Flop Poker				
42	Two Card Joker Poker				
43	Ultimate Texas Hold 'Em				
44	Asia Poker	2	199,979	738,221	27.1%
45	Winner's Pot Poker	1	40,815	125,372	32.6%
	Total -(Must agree with line 7 on Pg 1)	68	\$ 4,523,257	\$ 19,701,439	23.0%

# BORGATA HOTEL CASINO AND SPA

## MONTHLY GROSS REVENUE TAX RETURN

FOR THE MONTH OF MARCH, 2008

### GROSS REVENUE - CURRENT MONTH

Line (a)	Type of Game (b)	Authorized Units (c)	Win or (Loss) (d)	Drop/Handle (e)	Win or (Loss) Percentage (f)
Table and Other Games:					
1	Blackjack	87	\$ 7,520,841	\$ 82,696,243	9.1%
2	Craps	14	3,477,813	19,157,706	18.2%
3	Roulette	21	2,464,644	13,113,264	18.8%
4	Big Six	1	94,863	204,095	46.5%
5	Baccarat	2	437,328	6,614,917	6.6%
6	Minibaccarat	8	731,294	5,926,624	12.3%
7	Other Games - (Page 2)	47	5,151,329	22,227,140	23.2%
8	Subtotal - Table and Other Games	180	19,878,112	\$ 149,939,989	13.3%
9	Poker	85	2,504,065		
10	Total - Table and Other Games	265	\$ 22,382,177		

Slot Machines:					
11	\$ .01 and .02 Slot Machines	720	\$ 7,138,744	\$ 72,165,531	9.9%
12	\$ .05 Slot Machines	1,178	7,407,127	89,842,887	8.2%
13	\$ .25 Slot Machines	915	4,237,470	55,876,944	7.6%
14	\$ .50 Slot Machines	139	783,370	8,735,941	9.0%
15	\$ 1.00 Slot Machines	295	3,539,434	49,425,155	7.2%
16	\$ 5.00 Slot Machines	90	2,073,164	37,993,245	5.5%
17	\$ 25.00 Slot Machines	22	940,566	16,132,200	5.8%
18	\$100.00 Slot Machines	12	59,955	9,161,400	0.7%
19	Multi-denominational Slot Machines	567	7,613,249	130,416,769	5.8%
20	Other Slot Machines	61	1,330,423	18,514,646	7.2%
21	Total - Slot Machines	3,999	\$ 35,123,502	\$ 488,264,718	7.2%
22	Total Gross Revenue		\$ 57,505,679		


### TAX ON GROSS REVENUE

23	Year-to-Date Table and Other Games Gross Revenue.....	\$ 78,102,162
24	Year-to-Date Slot Machine Gross Revenue.....	101,256,283
25	Year-to-Date Total Gross Revenue.....	<b>\$ 179,358,445</b>
26	Adjustments .....	
27	Year-To-Date Taxable Gross Revenue .....	<b>\$ 179,358,445</b>
28	Tax on Gross Revenue (8% of line 27).....	\$ 14,348,676
29	Less - Total Tax Paid in Prior Months.....	9,748,221
30	Total Tax Required for this Month (line 28 less line 29).....	\$ 4,600,455
31	Total Progressive Payout Liability - End of Month.....	\$ 592,790
32	Authorized Casino Square Footage - End of Month.....	136,794
33	Authorized Simulcasting Square Footage - End of Month.....	23,620
34	Simulcasting Revenue for the Month.....	\$ 265,492
35	Simulcasting Handle for the Month.....	\$ 3,147,327

Under penalties of perjury, I declare that I have examined this report, and to the best of my knowledge and belief, it is true and complete

April 10, 2008

DATE



Betty J. Parker

**BORGATA HOTEL CASINO AND SPA**  
**MONTHLY GROSS REVENUE TAX RETURN**  
**SCHEDULE OF OTHER GAMES**  
**FOR THE MONTH OF MARCH, 2008**

Line (a)	Type of Game (b)	Authorized Units (c)	Win or (Loss) (d)	Drop (e)	Win or (Loss) Percentage (f)
1	Red Dog				
2	Sic Bo				
3	Pai Gow Poker	6	751,549	2,212,297	34.0%
4	Pai Gow	2	253,526	1,075,513	23.6%
5	Pokette				
6	Double Down Stud Poker				
7	Keno				
8	Caribbean Stud Poker	3	270,959	986,115	27.5%
9	Let it Ride Poker	4	210,898	2,193,440	9.6%
10	Super 7 1/2				
11	Mini-Craps				
12	Three Card Poker	16	2,011,023	9,014,077	22.3%
13	Caribbean Draw Poker				
14	Mini-Dice				
15	Fast Action Hold 'Em				
16	Casino War				
17	Countdown				
18	Spanish 21	4	477,749	1,906,774	25.1%
19	Colorado Hold'Em Poker				
20	Multi-Bacc				
21	Wild Aruba Stud Poker				
22	Monopoly Poker				
23	Table Slots				
24	Rainbow Dice				
25	Triple Shot				
26	Blackjack Switch				
27	Let's Get Wild Poker				
28	Boston 5 Stud Poker				
29	Double Cross Poker				
30	Double Attack Blackjack				
31	Shao Pai Gow				
32	6 to 5 Blackjack				
33	Four Card Poker	5	482,943	2,817,724	17.1%
34	Suspense 21				
35	Two Card Royal				
36	Player's Choice Poker				
37	Superfun 21				
38	Hawaii Hi-Lo				
39	Texas Hold 'Em Bonus Poker	5	452,903	1,315,683	34.4%
40	House Way Pai Gow Poker				
41	Flop Poker				
42	Two Card Joker Poker				
43	Ultimate Texas Hold 'Em				
44	Asia Poker	2	239,779	705,517	34.0%
45	Winner's Pot Poker				
	Total -(Must agree with line 7 on Pg 1)	47	\$ 5,151,329	\$ 22,227,140	23.2%

# CAESARS ATLANTIC CITY

## MONTHLY GROSS REVENUE TAX RETURN

FOR THE MONTH OF **March 2008**

### GROSS REVENUE - CURRENT MONTH

Line (a)	Type of Game (b)	Authorized Units (c)	Win or (Loss) (d)	Drop/Handle (e)	Win or (Loss) Percentage (f)
<b>Table and Other Games:</b>					
1	Blackjack	49	\$ 5,756,093	\$ 42,100,532	13.7%
2	Craps	13	2,515,836	16,706,605	15.1%
3	Roulette	15	1,997,941	9,378,106	21.3%
4	Big Six	1	126,499	325,212	38.9%
5	Baccarat	3	104,699	1,083,243	9.7%
6	Minibaccarat	11	1,860,523	15,965,242	11.7%
7	Other Games - (Page 2)	53	4,555,386	19,686,863	23.1%
8	Subtotal - Table and Other Games	145	16,916,977	\$ 105,245,803	16.1%
9	Poker	24	1,118,246		
10	<b>Total - Table and Other Games</b>	<b>169</b>	<b>\$ 18,035,223</b>		
<b>Slot Machines:</b>					
11	\$ .01 and .02 Slot Machines	682	\$ 5,604,335	\$ 45,480,381	12.3%
12	\$ .05 Slot Machines	529	4,905,803	38,127,483	12.9%
13	\$ .25 Slot Machines	895	4,860,182	51,809,576	9.4%
14	\$ .50 Slot Machines	171	1,230,938	10,715,476	11.5%
15	\$ 1.00 Slot Machines	437	5,564,272	69,486,658	8.0%
16	\$ 5.00 Slot Machines	99	763,138	29,391,405	2.6%
17	\$ 25.00 Slot Machines	15	275,330	7,543,625	3.6%
18	\$100.00 Slot Machines	18	794,813	5,390,600	14.7%
19	Multi-denominational Slot Machines	262	3,851,670	31,250,116	12.3%
20	Other Slot Machines	70	858,235	20,807,303	4.1%
21	<b>Total - Slot Machines</b>	<b>3,178</b>	<b>28,708,716</b>	<b>\$ 310,002,623</b>	<b>9.3%</b>
22	<b>Total Gross Revenue</b>		<b>\$ 46,743,939</b>		

### TAX ON GROSS REVENUE

23	Year-to-Date Table and Other Games Gross Revenue.....	\$ 52,983,232
24	Year-to-Date Slot Machine Gross Revenue.....	80,193,925
25	Year-to-Date Total Gross Revenue.....	<b>\$ 133,177,157</b>
26	Adjustments .....	<b>\$ 38,820</b>
27	Year-To-Date Taxable Gross Revenue .....	<b>\$ 133,215,977</b>
28	Tax on Gross Revenue (8% of line 27).....	\$ 10,657,278
29	Less - Total Tax Paid in Prior Months.....	6,916,952
30	<b>Total Tax Required for this Month (line 28 less line 29).....</b>	<b>\$ 3,740,326</b>
31	Total Progressive Payout Liability - End of Month.....	\$ 1,313,152
32	Authorized Casino Square Footage - End of Month.....	114,600
33	Authorized Simulcasting Square Footage - End of Month.....	30,374
34	Simulcasting Revenue for the Month.....	\$ 98,028
35	Simulcasting Handle for the Month.....	\$ 1,146,270

Under penalties of perjury, I declare that I have examined this report, and to the best of my knowledge and belief, it is true and complete

April 10, 2008  
DATE

  
Donna Hogan

**CAESARS ATLANTIC CITY**  
**MONTHLY GROSS REVENUE TAX RETURN**  
**SCHEDULE OF OTHER GAMES**  
**FOR THE MONTH OF March 2008**

Line (a)	Type of Game (b)	Authorized Units (c)	Win or (Loss) (d)	Drop (e)	Win or (Loss) Percentage (f)
1	Red Dog				
2	Sic Bo	1	67,726	338,483	20.0%
3	Pai Gow Poker	6	457,415	2,347,626	19.5%
4	Pai Gow	5	635,705	3,418,266	18.6%
5	Pokette				
6	Double Down Stud Poker				
7	Keno	6	55,476	162,161	34.2%
8	Caribbean Stud Poker	3	118,517	672,366	17.6%
9	Let it Ride Poker	3	171,507	964,943	17.8%
10	Super 7 1/2				
11	Mini-Craps				
12	Three Card Poker	11	1,565,782	5,462,015	28.7%
13	Caribbean Draw Poker				
14	Mini-Dice				
15	Fast Action Hold 'Em				
16	Casino War				
17	Countdown				
18	Spanish 21	7	530,303	1,974,065	26.9%
19	Colorado Hold'Em Poker				
20	Multi-Bacc				
21	Wild Aruba Stud Poker				
22	Monopoly Poker				
23	Table Slots				
24	Rainbow Dice				
25	Triple Shot				
26	Blackjack Switch				
27	Let's Get Wild Poker				
28	Boston 5 Stud Poker				
29	Double Cross Poker				
30	Double Attack Blackjack	1	64,092	398,708	16.1%
31	Shao Pai Gow				
32	6 to 5 Blackjack				
33	Four Card Poker	4	395,248	1,851,868	21.3%
34	Suspense 21				
35	Two Card Royal				
36	Player's Choice Poker				
37	Superfun 21				
38	Hawaii Hi-Lo				
39	Texas Hold 'Em Bonus Poker	4	226,425	1,074,757	21.1%
40	House Way Pai Gow Poker				
41	Flop Poker				
42	Two Card Joker Poker				
43	Ultimate Texas Hold 'Em				
44	Asia Poker	2	267,190	1,021,605	26.2%
	Total -(Must agree with line 7 on Pg 1)	53	\$ 4,555,386	\$ 19,686,863	23.1%



# HARRAH'S CASINO HOTEL

## MONTHLY GROSS REVENUE TAX RETURN

### FOR THE MONTH OF MARCH, 2008

#### GROSS REVENUE - CURRENT MONTH

Line (a)	Type of Game (b)	Authorized Units (c)	Win or (Loss) (d)	Drop/Handle (e)	Win or (Loss) Percentage (f)
Table and Other Games:					
1	Blackjack	37	\$ 2,603,821	\$ 21,661,360	12.0%
2	Craps	6	1,246,735	7,853,755	15.9%
3	Roulette	11	862,785	4,823,251	17.9%
4	Big Six	1	72,364	172,700	41.9%
5	Baccarat	0	0	0	0.0%
6	Minibaccarat	4	402,765	2,041,812	19.7%
7	Other Games - (Page 2)	33	2,250,353	9,610,109	23.4%
8	Subtotal - Table and Other Games	92	7,438,823	\$ 46,162,987	16.1%
9	Poker	24	396,200		
10	Total - Table and Other Games	116	\$ 7,835,023		
Slot Machines:					
11	\$ .01 and .02 Slot Machines	313	\$ 3,917,878	\$ 39,975,112	9.8%
12	\$ .05 Slot Machines	679	7,069,466	64,334,525	11.0%
13	\$ .25 Slot Machines	1,015	7,831,632	71,463,822	11.0%
14	\$ .50 Slot Machines	52	309,592	4,070,401	7.6%
15	\$ 1.00 Slot Machines	439	4,640,349	53,074,673	8.7%
16	\$ 5.00 Slot Machines	94	1,248,456	22,672,885	5.5%
17	\$ 25.00 Slot Machines	16	37,701	8,589,525	0.4%
18	\$100.00 Slot Machines	10	343,227	2,819,000	12.2%
19	Multi-denominational Slot Machines	1,209	13,189,102	170,341,958	7.7%
20	Other Slot Machines	42	148,902	5,722,600	2.6%
21	Total - Slot Machines	3,869	\$ 38,736,305	\$ 443,064,501	8.7%
22	Total Gross Revenue		\$ 46,571,328		

#### TAX ON GROSS REVENUE

23	Year-to-Date Table and Other Games Gross Revenue.....	\$ 20,672,898
24	Year-to-Date Slot Machine Gross Revenue.....	105,374,285
25	Year-to-Date Total Gross Revenue.....	<b>\$ 126,047,183</b>
26	Adjustments .....	<b>\$ 1,483</b>
27	Year-To-Date Taxable Gross Revenue .....	<b>\$ 126,048,666</b>
28	Tax on Gross Revenue (8% of line 27).....	\$ 10,083,893
29	Less - Total Tax Paid in Prior Months.....	6,358,110
30	Total Tax Required for this Month (line 28 less line 29).....	<b>\$ 3,725,783</b>
31	Total Progressive Payout Liability - End of Month.....	\$ 892,897
32	Authorized Casino Square Footage - End of Month.....	160,337
33	Authorized Simulcasting Square Footage - End of Month.....	
34	Simulcasting Revenue for the Month.....	
35	Simulcasting Handle for the Month.....	

Under penalties of perjury, I declare that I have examined this report, and to the best of my knowledge and belief, it is true and complete

4/05/2008  
DATE

  
JOSEPH LODISE

**HARRAH'S CASINO HOTEL**  
**MONTHLY GROSS REVENUE TAX RETURN**  
**SCHEDULE OF OTHER GAMES**  
**FOR THE MONTH OF MARCH, 2008**

Line (a)	Type of Game (b)	Authorized Units (c)	Win or (Loss) (d)	Drop (e)	Win or (Loss) Percentage (f)
1	Red Dog				
2	Sic Bo				
3	Pai Gow Poker	2	108,246	505,003	21.4%
4	Pai Gow	1	27,667	341,486	8.1%
5	Pokette				
6	Double Down Stud Poker				
7	Keno	4	42,632	103,439	41.2%
8	Caribbean Stud Poker	1	106,350	316,341	33.6%
9	Let it Ride Poker	4	325,121	1,624,395	20.0%
10	Super 7 1/2				
11	Mini-Craps				
12	Three Card Poker	12	1,052,001	4,118,000	25.5%
13	Caribbean Draw Poker				
14	Mini-Dice				
15	Fast Action Hold 'Em				
16	Casino War				
17	Countdown				
18	Spanish 21	2	76,828	375,404	20.5%
19	Colorado Hold'Em Poker				
20	Multi-Bacc				
21	Wild Aruba Stud Poker				
22	Monopoly Poker				
23	Table Slots				
24	Rainbow Dice				
25	Triple Shot				
26	Blackjack Switch				
27	Let's Get Wild Poker				
28	Boston 5 Stud Poker				
29	Double Cross Poker				
30	Double Attack Blackjack	2	87,170	258,906	33.7%
31	Shao Pai Gow				
32	6 to 5 Blackjack				
33	Four Card Poker	2	160,104	822,164	19.5%
34	Suspense 21				
35	Two Card Royal				
36	Player's Choice Poker				
37	Superfun 21				
38	Hawaii Hi-Lo				
39	Texas Hold 'Em Bonus Poker	1	143,299	477,609	30.0%
40	House Way Pai Gow Poker				
41	Flop Poker	2	120,935	667,362	18.1%
42	Two Card Joker Poker				
43	Ultimate Texas Hold 'Em				
44	Asia Poker				
	Total -(Must agree with line 7 on Pg 1)	33	\$ 2,250,353	\$ 9,610,109	23.4%

# RESORTS ATLANTIC CITY

## MONTHLY GROSS REVENUE TAX RETURN

### FOR THE MONTH OF MARCH, 2008

#### GROSS REVENUE - CURRENT MONTH

Line (a)	Type of Game (b)	Authorized Units (c)	Win or (Loss) (d)	Drop/Handle (e)	Win or (Loss) Percentage (f)
Table and Other Games:					
1	Blackjack	37	\$ 1,584,625	\$ 13,786,161	11.5%
2	Craps	5	477,313	3,889,100	12.3%
3	Roulette	10	602,569	2,661,677	22.6%
4	Big Six	1	4,225	9,193	46.0%
5	Baccarat	3	231,841	1,353,287	17.1%
6	Minibaccarat	12	980,292	10,797,153	9.1%
7	Other Games - (Page 2)	19	911,570	4,978,608	18.3%
8	Subtotal - Table and Other Games	87	4,792,435	\$ 37,475,179	12.8%
9	Poker	5	45,293		
10	Total - Table and Other Games	92	\$ 4,837,728		

Slot Machines:					
11	\$ .01 and .02 Slot Machines	505	\$ 4,286,883	\$ 36,329,614	11.8%
12	\$ .05 Slot Machines	313	1,628,371	16,478,966	9.9%
13	\$ .25 Slot Machines	604	3,158,573	34,460,814	9.2%
14	\$ .50 Slot Machines	91	396,774	4,236,467	9.4%
15	\$ 1.00 Slot Machines	238	1,642,997	24,046,712	6.8%
16	\$ 5.00 Slot Machines	72	825,494	12,509,410	6.6%
17	\$ 25.00 Slot Machines	10	143,160	5,180,825	2.8%
18	\$100.00 Slot Machines	10	211,355	3,846,800	5.5%
19	Multi-denominational Slot Machines	742	4,567,746	59,303,651	7.7%
20	Other Slot Machines	20	79,250	3,879,694	2.0%
21	Total - Slot Machines	2,605	\$ 16,940,603	\$ 200,272,953	8.5%
22	Total Gross Revenue		\$ 21,778,331		

#### TAX ON GROSS REVENUE

23	Year-to-Date Table and Other Games Gross Revenue.....	\$ 15,364,178
24	Year-to-Date Slot Machine Gross Revenue.....	46,271,498
25	Year-to-Date Total Gross Revenue.....	<b>\$ 61,635,676</b>
26	Adjustments .....	<b>\$ (6,000)</b>
27	Year-To-Date Taxable Gross Revenue .....	<b>\$ 61,629,676</b>
28	Tax on Gross Revenue (8% of line 27).....	\$ 4,930,374
29	Less - Total Tax Paid in Prior Months.....	3,188,285
30	Total Tax Required for this Month (line 28 less line 29).....	\$ 1,742,089
31	Total Progressive Payout Liability - End of Month.....	\$ 303,125
32	Authorized Casino Square Footage - End of Month.....	99,029
33	Authorized Simulcasting Square Footage - End of Month.....	
34	Simulcasting Revenue for the Month.....	
35	Simulcasting Handle for the Month.....	

Under penalties of perjury, I declare that I have examined this report, and to the best of my knowledge and belief, it is true and complete.

April 10, 2008  
DATE

*Walter P. Simon*

Walter P. Simon

**RESORTS ATLANTIC CITY**  
**MONTHLY GROSS REVENUE TAX RETURN**  
**SCHEDULE OF OTHER GAMES**  
**FOR THE MONTH OF MARCH, 2008**

Line (a)	Type of Game (b)	Authorized Units (c)	Win or (Loss) (d)	Drop (e)	Win or (Loss) Percentage (f)
1	Red Dog	0	\$0	\$0	
2	Sic Bo	0	0	0	
3	Pai Gow Poker	1	16,107	60,870	26.5%
4	Pai Gow	2	141,253	798,223	17.7%
5	Pokette	0	0	0	
6	Double Down Stud Poker	0	0	0	
7	Keno	0	0	0	
8	Caribbean Stud Poker	0	0	0	
9	Let it Ride Poker	2	98,502	573,763	17.2%
10	Super 7 1/2	0	0	0	
11	Mini-Craps	0	0	0	
12	Three Card Poker	7	368,689	2,348,741	15.7%
13	Caribbean Draw Poker	0	0	0	
14	Mini-Dice	0	0	0	
15	Fast Action Hold 'Em	0	0	0	
16	Casino War	0	0	0	
17	Countdown	0	0	0	
18	Spanish 21	3	193,703	704,166	27.5%
19	Colorado Hold'Em Poker	0	0	0	
20	Multi-Bacc	0	0	0	
21	Wild Aruba Stud Poker	0	0	0	
22	Monopoly Poker	0	0	0	
23	Table Slots	0	0	0	
24	Rainbow Dice	0	0	0	
25	Triple Shot	0	0	0	
26	Blackjack Switch	0	0	0	
27	Let's Get Wild Poker	0	0	0	
28	Boston 5 Stud Poker	0	0	0	
29	Double Cross Poker	0	0	0	
30	Double Attack Blackjack	1	3,573	3,620	98.7%
31	Shao Pai Gow	0	0	0	
32	6 to 5 Blackjack	0	0	0	
33	Four Card Poker	1	38,205	139,771	27.3%
34	Suspense 21	0	0	0	
35	Two Card Royal	0	0	0	
36	Player's Choice Poker	0	0	0	
37	Superfun 21	0	0	0	
38	Hawaii Hi-Lo	0	0	0	
39	Texas Hold 'Em Bonus Poker	1	19,940	87,827	22.7%
40	House Way Pai Gow Poker	0	0	0	
41	Flop Poker	0	0	0	
42	Two Card Joker Poker	0	0	0	
43	Ultimate Texas Hold 'Em	0	0	0	
44	Asia Poker	1	31,598	261,627	12.1%
45	Winner's Pot Poker	0	0	0	
	Total -(Must agree with line 7 on Pg 1)	19	\$ 911,570	\$ 4,978,608	18.3%

# SHOWBOAT

## MONTHLY GROSS REVENUE TAX RETURN

FOR THE MONTH OF MARCH, 2008

### GROSS REVENUE - CURRENT MONTH

Line (a)	Type of Game (b)	Authorized Units (c)	Win or (Loss) (d)	Drop/Handle (e)	Win or (Loss) Percentage (f)
<b>Table and Other Games:</b>					
1	Blackjack	43	\$ 1,976,899	\$ 13,219,904	15.0%
2	Craps	5	684,132	4,253,157	16.1%
3	Roulette	8	576,426	2,995,375	19.2%
4	Big Six	1	66,592	146,890	45.3%
5	Baccarat				0.0%
6	Minibaccarat	10	1,361,756	11,916,118	11.4%
7	Other Games - (Page 2)	23	1,748,581	8,036,037	21.8%
8	Subtotal - Table and Other Games	90	6,414,386	\$ 40,567,481	15.8%
9	Poker	23	351,083		
10	Total - Table and Other Games	113	\$ 6,765,469		
<b>Slot Machines:</b>					
11	\$ .01 and .02 Slot Machines	490	\$ 4,953,604	\$ 37,633,643	13.2%
12	\$ .05 Slot Machines	236	4,414,947	31,874,400	13.9%
13	\$ .25 Slot Machines	368	3,387,902	36,943,683	9.2%
14	\$ .50 Slot Machines	24	128,770	952,296	13.5%
15	\$ 1.00 Slot Machines	169	1,340,663	25,064,774	5.3%
16	\$ 5.00 Slot Machines	28	227,319	6,146,495	3.7%
17	\$ 25.00 Slot Machines	3	(67,208)	725,275	-9.3%
18	\$100.00 Slot Machines	3	51,010	537,400	9.5%
19	Multi-denominational Slot Machines	1,986	11,682,942	132,595,427	8.8%
20	Other Slot Machines	4	(10,830)	844,970	-1.3%
21	Total - Slot Machines	3,311	\$ 26,109,119	\$ 273,318,363	9.6%
22	Total Gross Revenue		<b>\$ 32,874,588</b>		

### TAX ON GROSS REVENUE

23	Year-to-Date Table and Other Games Gross Revenue.....	\$ 19,004,962
24	Year-to-Date Slot Machine Gross Revenue.....	74,649,182
25	Year-to-Date Total Gross Revenue.....	<b>\$ 93,654,144</b>
26	Adjustments .....	<b>\$ 1,506</b>
27	Year-To-Date Taxable Gross Revenue .....	<b>\$ 93,655,650</b>
28	Tax on Gross Revenue (8% of line 27).....	\$ 7,492,452
29	Less - Total Tax Paid in Prior Months.....	4,862,468
30	Total Tax Required for this Month (line 28 less line 29).....	<b>\$ 2,629,984</b>
31	Total Progressive Payout Liability - End of Month.....	\$ 1,240,689
32	Authorized Casino Square Footage - End of Month.....	120,062
33	Authorized Simulcasting Square Footage - End of Month.....	17,086
34	Simulcasting Revenue for the Month.....	\$ 52,159
35	Simulcasting Handle for the Month.....	\$ 639,734

Under penalties of perjury, I declare that I have examined this report, and to the best of my knowledge and belief, it is true and complete

April 9, 2008

DATE



Gail Myers

**SHOWBOAT**  
**MONTHLY GROSS REVENUE TAX RETURN**  
**SCHEDULE OF OTHER GAMES**  
**FOR THE MONTH OF MARCH, 2008**

Line (a)	Type of Game (b)	Authorized Units (c)	Win or (Loss) (d)	Drop (e)	Win or (Loss) Percentage (f)
1	Red Dog				
2	Sic Bo				
3	Pai Gow Poker	2	198,784	924,026	21.5%
4	Pai Gow	2	136,621	1,076,184	12.7%
5	Pokette				
6	Double Down Stud Poker				
7	Keno				
8	Caribbean Stud Poker	1	27,613	267,748	10.3%
9	Let it Ride Poker	3	181,359	869,538	20.9%
10	Super 7 1/2				
11	Mini-Craps				
12	Three Card Poker	7	663,683	2,676,107	24.8%
13	Caribbean Draw Poker				
14	Mini-Dice				
15	Fast Action Hold 'Em				
16	Casino War				
17	Countdown				
18	Spanish 21	2	79,591	329,007	24.2%
19	Colorado Hold'Em Poker				
20	Multi-Bacc				
21	Wild Aruba Stud Poker				
22	Monopoly Poker				
23	Table Slots				
24	Rainbow Dice				
25	Triple Shot				
26	Blackjack Switch				
27	Let's Get Wild Poker				
28	Boston 5 Stud Poker				
29	Double Cross Poker				
30	Double Attack Blackjack	2	129,328	403,291	32.1%
31	Shao Pai Gow				
32	6 to 5 Blackjack				
33	Four Card Poker	1	57,257	393,038	14.6%
34	Suspense 21				
35	Two Card Royal				
36	Player's Choice Poker				
37	Superfun 21				
38	Hawaii Hi-Lo				
39	Texas Hold 'Em Bonus Poker	2	145,674	532,977	27.3%
40	House Way Pai Gow Poker				
41	Flop Poker	1	97,661	376,728	25.9%
42	Two Card Joker Poker				
43	Ultimate Texas Hold 'Em				
44	Asia Poker	0	31,010	187,393	16.5%
45	Winner's Pot Poker				
	Total -(Must agree with line 7 on Pg 1)	23	\$ 1,748,581	\$ 8,036,037	21.8%

# TROPICANA CASINO & RESORT

## MONTHLY GROSS REVENUE TAX RETURN

FOR THE MONTH OF MARCH, 2008

### GROSS REVENUE - CURRENT MONTH

Line (a)	Type of Game (b)	Authorized Units (c)	Win or (Loss) (d)	Drop/Handle (e)	Win or (Loss) Percentage (f)
<b>Table and Other Games:</b>					
1	Blackjack	64	\$ 2,473,290	\$ 22,894,325	10.8%
2	Craps	6	883,376	7,078,804	12.5%
3	Roulette	20	1,257,625	6,755,930	18.6%
4	Big Six	1	56,866	140,017	40.6%
5	Baccarat	1	(84,012)	733,702	-11.5%
6	Minibaccarat	7	409,307	4,860,141	8.4%
7	Other Games - (Page 2)	33	2,311,674	11,250,758	20.5%
8	Subtotal - Table and Other Games	132	\$ 7,308,126	\$ 53,713,677	13.6%
9	Poker	48	806,232		
10	<b>Total - Table and Other Games</b>	<b>180</b>	<b>\$ 8,114,358</b>		
<b>Slot Machines:</b>					
11	\$ .01 and .02 Slot Machines	542	\$ 4,300,370	\$ 35,966,625	12.0%
12	\$ .05 Slot Machines	449	2,432,830	25,852,868	9.4%
13	\$ .25 Slot Machines	665	3,514,031	42,385,441	8.3%
14	\$ .50 Slot Machines	54	383,020	4,411,301	8.7%
15	\$ 1.00 Slot Machines	249	2,516,985	31,529,589	8.0%
16	\$ 5.00 Slot Machines	53	708,622	9,461,820	7.5%
17	\$ 25.00 Slot Machines	15	192,770	1,896,625	10.2%
18	\$100.00 Slot Machines	12	(46,127)	1,089,600	-4.2%
19	Multi-denominational Slot Machines	1,367	8,947,440	102,225,185	8.8%
20	Other Slot Machines	50	418,088	6,266,904	6.7%
21	<b>Total - Slot Machines</b>	<b>3,456</b>	<b>\$ 23,368,029</b>	<b>\$ 261,085,958</b>	<b>9.0%</b>
22	<b>Total Gross Revenue</b>		<b>\$ 31,482,387</b>		

### TAX ON GROSS REVENUE

23	Year-to-Date Table and Other Games Gross Revenue.....	\$ 25,912,007
24	Year-to-Date Slot Machine Gross Revenue.....	63,709,134
25	Year-to-Date Total Gross Revenue.....	<b>\$ 89,621,141</b>
26	Adjustments .....	
27	Year-To-Date Taxable Gross Revenue .....	<b>\$ 89,621,141</b>
28	Tax on Gross Revenue (8% of line 27).....	\$ 7,169,691
29	Less - Total Tax Paid in Prior Months.....	\$ 4,651,100
30	Total Tax Required for this Month (line 28 less line 29).....	\$ 2,518,591
31	Total Progressive Payout Liability - End of Month.....	\$ 999,799
32	Authorized Casino Square Footage - End of Month.....	137,616
33	Authorized Simulcasting Square Footage - End of Month.....	8,380
34	Simulcasting Revenue for the Month.....	\$ 63,957
35	Simulcasting Handle for the Month.....	\$ 740,814

Under penalties of perjury, I declare that I have examined this report, and to the best of my knowledge and belief, it is true and complete

April 10, 2008

DATE



Jeff Bohrer  
Executive Director, Casino Controller

**TROPICANA CASINO & RESORT**  
**MONTHLY GROSS REVENUE TAX RETURN**  
**SCHEDULE OF OTHER GAMES**  
**FOR THE MONTH OF MARCH, 2008**

Line (a)	Type of Game (b)	Authorized Units (c)	Win or (Loss) (d)	Drop (e)	Win or (Loss) Percentage (f)
1	Red Dog				
2	Sic Bo				
3	Pai Gow Poker	4	159,436	792,653	20.1%
4	Pai Gow	3	162,620	1,098,514	14.8%
5	Pokette				
6	Double Down Stud Poker				
7	Keno				
8	Caribbean Stud Poker	2	(32,438)	655,224	-5.0%
9	Let it Ride Poker	3	106,837	922,547	11.6%
10	Super 7 1/2				
11	Mini-Craps				
12	Three Card Poker	11	1,219,023	4,549,292	26.8%
13	Caribbean Draw Poker				
14	Mini-Dice				
15	Fast Action Hold 'Em				
16	Casino War				
17	Countdown				
18	Spanish 21	4	257,741	1,053,576	24.5%
19	Colorado Hold'Em Poker				
20	Multi-Bacc				
21	Wild Aruba Stud Poker				
22	Monopoly Poker				
23	Table Slots				
24	Rainbow Dice				
25	Triple Shot				
26	Blackjack Switch				
27	Let's Get Wild Poker				
28	Boston 5 Stud Poker				
29	Double Cross Poker				
30	Double Attack Blackjack				
31	Shao Pai Gow				
32	6 to 5 Blackjack				
33	Four Card Poker	2	110,626	868,978	12.7%
34	Suspense 21				
35	Two Card Royal				
36	Player's Choice Poker				
37	Superfun 21				
38	Hawaii Hi-Lo				
39	Texas Hold 'Em Bonus Poker	4	327,829	1,309,974	25.0%
40	House Way Pai Gow Poker				
41	Flop Poker				
42	Two Card Joker Poker				
43	Ultimate Texas Hold 'Em				
44	Asia Poker				
	Total -(Must agree with line 7 on Pg 1)	33	\$ 2,311,674	\$ 11,250,758	20.5%



# TRUMP MARINA

## MONTHLY GROSS REVENUE TAX RETURN

FOR THE MONTH OF **March, 2008**

### GROSS REVENUE - CURRENT MONTH

Line (a)	Type of Game (b)	Authorized Units (c)	Win or (Loss) (d)	Drop/Handle (e)	Win or (Loss) Percentage (f)
<b>Table and Other Games:</b>					
1	Blackjack	29	\$ 1,034,157	\$ 10,519,477	9.8%
2	Craps	6	813,116	5,330,745	15.3%
3	Roulette	6	356,564	1,691,145	21.1%
4	Big Six	0	0	0	0.0%
5	Baccarat	2	253,513	724,921	35.0%
6	Minibaccarat	4	743,086	4,076,392	18.2%
7	Other Games - (Page 2)	26	1,650,887	6,013,257	27.5%
8	Subtotal - Table and Other Games	73	4,851,323	\$ 28,355,937	17.1%
9	Poker				
10	<b>Total - Table and Other Games</b>	<b>73</b>	<b>\$ 4,851,323</b>		
<b>Slot Machines:</b>					
11	\$ .01 and .02 Slot Machines	452	\$ 3,799,586	\$ 39,426,647	9.6%
12	\$ .05 Slot Machines	430	2,967,613	29,857,956	9.9%
13	\$ .25 Slot Machines	483	2,515,715	30,904,974	8.1%
14	\$ .50 Slot Machines	51	192,182	4,253,835	4.5%
15	\$ 1.00 Slot Machines	269	2,919,827	29,239,900	10.0%
16	\$ 5.00 Slot Machines	50	607,988	9,238,280	6.6%
17	\$ 25.00 Slot Machines	10	24,431	1,980,325	1.2%
18	\$100.00 Slot Machines	5	115,009	933,600	12.3%
19	Multi-denominational Slot Machines	178	1,476,944	20,206,713	7.3%
20	Other Slot Machines	23	95,185	4,720,324	2.0%
21	<b>Total - Slot Machines</b>	<b>1,951</b>	<b>\$ 14,714,480</b>	<b>\$ 170,762,554</b>	<b>8.6%</b>
22	<b>Total Gross Revenue</b>		<b>\$ 19,565,803</b>		

### TAX ON GROSS REVENUE

23	Year-to-Date Table and Other Games Gross Revenue.....	\$ 13,026,307
24	Year-to-Date Slot Machine Gross Revenue.....	40,733,719
25	Year-to-Date Total Gross Revenue.....	<b>\$ 53,760,026</b>
26	Adjustments .....	<b>\$ (830)</b>
27	Year-To-Date Taxable Gross Revenue .....	<b>\$ 53,759,196</b>
28	Tax on Gross Revenue (8% of line 27).....	\$ 4,300,736
29	Less - Total Tax Paid in Prior Months.....	2,735,467
30	<b>Total Tax Required for this Month (line 28 less line 29).....</b>	<b>\$ 1,565,269</b>
31	Total Progressive Payout Liability - End of Month.....	\$ 444,212
32	Authorized Casino Square Footage - End of Month.....	78,535
33	Authorized Simulcasting Square Footage - End of Month.....	0
34	Simulcasting Revenue for the Month.....	
35	Simulcasting Handle for the Month.....	

Under penalties of perjury, I declare that I have examined this report, and to the best of my knowledge and belief, it is true and complete

April 10, 2008  
DATE



Robert Allen

Director of Casino Finance 6793-11  
TITLE (LICENSE NUMBER)

CCC-101

**TRUMP MARINA**  
**MONTHLY GROSS REVENUE TAX RETURN**  
**SCHEDULE OF OTHER GAMES**  
**FOR THE MONTH OF March, 2008**

Line (a)	Type of Game (b)	Authorized Units (c)	Win or (Loss) (d)	Drop (e)	Win or (Loss) Percentage (f)
1	Red Dog	0	\$0	\$0	
2	Sic Bo	0	0	0	
3	Pai Gow Poker	2	87,162	576,627	15.1%
4	Pai Gow	2	172,271	546,664	31.5%
5	Pokette	0	0	0	
6	Double Down Stud Poker	0	0	0	
7	Keno	0	0	0	
8	Caribbean Stud Poker	2	93,466	341,895	27.3%
9	Let it Ride Poker	3	241,805	857,497	28.2%
10	Super 7 1/2	0	0	0	
11	Mini-Craps	0	0	0	
12	Three Card Poker	6	630,590	2,148,853	29.3%
13	Caribbean Draw Poker	0	0	0	
14	Mini-Dice	0	0	0	
15	Fast Action Hold 'Em	0	0	0	
16	Casino War	0	0	0	
17	Countdown	0	0	0	
18	Spanish 21	3	157,791	524,215	30.1%
19	Colorado Hold'Em Poker	0	0	0	
20	Multi-Bacc	0	0	0	
21	Wild Aruba Stud Poker	0	0	0	
22	Monopoly Poker	0	0	0	
23	Table Slots	0	0	0	
24	Rainbow Dice	0	0	0	
25	Triple Shot	0	0	0	
26	Blackjack Switch	0	0	0	
27	Let's Get Wild Poker	0	0	0	
28	Boston 5 Stud Poker	0	0	0	
29	Double Cross Poker	0	0	0	
30	Double Attack Blackjack	1	10,801	25,709	42.0%
31	Shao Pai Gow	0	0	0	
32	6 to 5 Blackjack	0	0	0	
33	Four Card Poker	2	94,622	332,837	28.4%
34	Suspense 21	0	0	0	
35	Two Card Royal	0	0	0	
36	Player's Choice Poker	0	0	0	
37	Superfun 21	0	0	0	
38	Hawaii Hi-Lo	0	0	0	
39	Texas Hold 'Em Bonus Poker	2	52,323	191,273	27.4%
40	House Way Pai Gow Poker	0	0	0	
41	Flop Poker	2	36,900	205,221	18.0%
42	Two Card Joker Poker	0	0	0	
43	Ultimate Texas Hold 'Em	1	73,156	262,466	27.9%
44	Asia Poker	0	0	0	
45	Winner's Pot Poker	0	0	0	
	Total -(Must agree with line 7 on Pg 1)	26	\$ 1,650,887	\$ 6,013,257	27.5%

# TRUMP PLAZA ASSOCIATES

## MONTHLY GROSS REVENUE TAX RETURN

### FOR THE MONTH OF MARCH 2008

#### GROSS REVENUE - CURRENT MONTH

Line (a)	Type of Game (b)	Authorized Units (c)	Win or (Loss) (d)	Drop/Handle (e)	Win or (Loss) Percentage (f)
<b>Table and Other Games:</b>					
1	Blackjack	36	\$ 2,330,582	\$ 20,083,941	11.6%
2	Craps	5	959,472	5,943,646	16.1%
3	Roulette	9	1,016,567	3,883,079	26.2%
4	Big Six	0	0	0	0.0%
5	Baccarat	0	0	0	0.0%
6	Minibaccarat	10	895,439	12,574,716	7.1%
7	Other Games - (Page 2)	21	1,641,874	8,382,952	19.6%
8	Subtotal - Table and Other Games	81	6,843,934	\$ 50,868,334	13.5%
9	Poker				
10	<b>Total - Table and Other Games</b>	<b>81</b>	<b>\$ 6,843,934</b>		
<b>Slot Machines:</b>					
11	\$ .01 and .02 Slot Machines	562	\$ 4,749,294	\$ 41,873,006	11.3%
12	\$ .05 Slot Machines	374	2,207,573	20,159,940	11.0%
13	\$ .25 Slot Machines	551	3,926,815	45,983,682	8.5%
14	\$ .50 Slot Machines	110	673,433	10,936,988	6.2%
15	\$ 1.00 Slot Machines	250	1,870,546	25,167,966	7.4%
16	\$ 5.00 Slot Machines	56	794,157	11,479,740	6.9%
17	\$ 25.00 Slot Machines	12	141,950	2,188,125	6.5%
18	\$100.00 Slot Machines	5	(165,500)	475,500	-34.8%
19	Multi-denominational Slot Machines	151	1,444,243	18,862,135	7.7%
20	Other Slot Machines	66	481,855	10,149,415	4.7%
21	<b>Total - Slot Machines</b>	<b>2,137</b>	<b>\$ 16,124,366</b>	<b>\$ 187,276,497</b>	<b>8.6%</b>
22	<b>Total Gross Revenue</b>		<b>\$ 22,968,300</b>		

#### TAX ON GROSS REVENUE

23	Year-to-Date Table and Other Games Gross Revenue.....	\$ 21,784,320
24	Year-to-Date Slot Machine Gross Revenue.....	45,456,492
25	Year-to-Date Total Gross Revenue.....	<b>\$ 67,240,812</b>
26	Adjustments .....	<b>\$ 5,333</b>
27	Year-To-Date Taxable Gross Revenue .....	<b>\$ 67,246,145</b>
28	Tax on Gross Revenue (8% of line 27).....	\$ 5,379,692
29	Less - Total Tax Paid in Prior Months.....	3,541,891
30	<b>Total Tax Required for this Month (line 28 less line 29).....</b>	<b>\$ 1,837,801</b>
31	Total Progressive Payout Liability - End of Month.....	\$ 394,425
32	Authorized Casino Square Footage - End of Month.....	86,712
33	Authorized Simulcasting Square Footage - End of Month.....	
34	Simulcasting Revenue for the Month.....	
35	Simulcasting Handle for the Month.....	

Under penalties of perjury, I declare that I have examined this report, and to the best of my knowledge and belief, it is true and complete

April 10, 2008  
DATE

*Ronald Alcon*

**TRUMP PLAZA ASSOCIATES**  
**MONTHLY GROSS REVENUE TAX RETURN**  
**SCHEDULE OF OTHER GAMES**  
**FOR THE MONTH OF MARCH 2008**

Line (a)	Type of Game (b)	Authorized Units (c)	Win or (Loss) (d)	Drop (e)	Win or (Loss) Percentage (f)
1	Red Dog				
2	Sic Bo				
3	Pai Gow Poker	2	145,341	881,789	16.5%
4	Pai Gow	2	195,581	1,175,974	16.6%
5	Pokette				
6	Double Down Stud Poker				
7	Keno				
8	Caribbean Stud Poker				
9	Let it Ride Poker	2	130,997	650,333	20.1%
10	Super 7 1/2				
11	Mini-Craps				
12	Three Card Poker	8	436,484	3,214,317	13.6%
13	Caribbean Draw Poker				
14	Mini-Dice				
15	Fast Action Hold 'Em				
16	Casino War				
17	Countdown				
18	Spanish 21	3	362,886	1,361,463	26.7%
19	Colorado Hold'Em Poker				
20	Multi-Bacc				
21	Wild Aruba Stud Poker				
22	Monopoly Poker				
23	Table Slots				
24	Rainbow Dice				
25	Triple Shot				
26	Blackjack Switch				
27	Let's Get Wild Poker				
28	Boston 5 Stud Poker				
29	Double Cross Poker				
30	Double Attack Blackjack				
31	Shao Pai Gow				
32	6 to 5 Blackjack				
33	Four Card Poker	2	165,194	583,348	28.3%
34	Suspense 21				
35	Two Card Royal				
36	Player's Choice Poker				
37	Superfun 21				
38	Hawaii Hi-Lo				
39	Texas Hold 'Em Bonus Poker	2	205,391	515,728	39.8%
40	House Way Pai Gow Poker				
41	Flop Poker				
42	Two Card Joker Poker				
43	Ultimate Texas Hold 'Em				
44	Asia Poker				
45	Winner's Pot Poker				
	Total -(Must agree with line 7 on Pg 1)	21	\$ 1,641,874	\$ 8,382,952	19.6%

# TRUMP TAJ MAHAL CASINO RESORT

## MONTHLY GROSS REVENUE TAX RETURN

### FOR THE MONTH OF MARCH, 2008

#### GROSS REVENUE - CURRENT MONTH


Line (a)	Type of Game (b)	Authorized Units (c)	Win or (Loss) (d)	Drop/Handle (e)	Win or (Loss) Percentage (f)
<b>Table and Other Games:</b>					
1	Blackjack	60	\$ 3,452,877	\$ 37,930,743	9.1%
2	Craps	11	2,343,696	11,404,192	20.6%
3	Roulette	13	1,421,263	6,275,553	22.6%
4	Big Six	1	78,458	158,385	49.5%
5	Baccarat	1	(65,097)	1,823,496	-3.6%
6	Minibaccarat	11	2,828,438	14,090,728	20.1%
7	Other Games - (Page 2)	33	3,734,827	14,995,950	24.9%
8	Subtotal - Table and Other Games	130	13,794,462	\$ 86,679,047	15.9%
9	Poker	70	1,763,880		
10	<b>Total - Table and Other Games</b>	<b>200</b>	<b>\$ 15,558,342</b>		
<b>Slot Machines:</b>					
11	\$ .01 and .02 Slot Machines	781	\$ 7,303,189	\$ 60,941,074	12.0%
12	\$ .05 Slot Machines	403	3,466,023	33,678,858	10.3%
13	\$ .25 Slot Machines	1,011	5,249,244	62,809,385	8.4%
14	\$ .50 Slot Machines	73	329,801	3,366,529	9.8%
15	\$ 1.00 Slot Machines	429	3,659,159	61,673,624	5.9%
16	\$ 5.00 Slot Machines	94	1,308,532	22,338,280	5.9%
17	\$ 25.00 Slot Machines	12	411,383	3,355,900	12.3%
18	\$100.00 Slot Machines	18	383,632	4,390,800	8.7%
19	Multi-denominational Slot Machines	356	3,240,840	46,660,198	6.9%
20	Other Slot Machines	53	361,422	7,859,015	4.6%
21	<b>Total - Slot Machines</b>	<b>3,230</b>	<b>\$ 25,713,225</b>	<b>\$ 307,073,663</b>	<b>8.4%</b>
22	<b>Total Gross Revenue</b>		<b>\$ 41,271,567</b>		

#### TAX ON GROSS REVENUE

23	Year-to-Date Table and Other Games Gross Revenue.....	\$ 45,114,026
24	Year-to-Date Slot Machine Gross Revenue.....	73,671,936
25	Year-to-Date Total Gross Revenue.....	<b>\$ 118,785,962</b>
26	Adjustments .....	<b>\$ 19,072</b>
27	Year-To-Date Taxable Gross Revenue .....	<b>\$ 118,805,034</b>
28	Tax on Gross Revenue (8% of line 27).....	\$ 9,504,403
29	Less - Total Tax Paid in Prior Months.....	6,202,586
30	<b>Total Tax Required for this Month (line 28 less line 29).....</b>	<b>\$ 3,301,817</b>
31	Total Progressive Payout Liability - End of Month.....	\$ 940,164
32	Authorized Casino Square Footage - End of Month.....	155,189
33	Authorized Simulcasting Square Footage - End of Month.....	12,483
34	Simulcasting Revenue for the Month.....	\$ 77,078
35	Simulcasting Handle for the Month.....	\$ 947,210

Under penalties of perjury, I declare that I have examined this report, and to the best of my knowledge and belief, it is true and complete

April 10, 2008  
DATE

  
Ford Palmer

**TRUMP TAJ MAHAL CASINO RESORT**  
**MONTHLY GROSS REVENUE TAX RETURN**  
**SCHEDULE OF OTHER GAMES**  
**FOR THE MONTH OF MARCH, 2008**

Line (a)	Type of Game (b)	Authorized Units (c)	Win or (Loss) (d)	Drop (e)	Win or (Loss) Percentage (f)
1	Red Dog				
2	Sic Bo	1	37,399	112,393	33.3%
3	Pai Gow Poker	4	550,923	2,082,445	26.5%
4	Pai Gow	3	600,928	1,517,023	39.6%
5	Pokette				
6	Double Down Stud Poker				
7	Keno	2	24,179	82,628	29.3%
8	Caribbean Stud Poker	2	119,987	590,054	20.3%
9	Let it Ride Poker	3	305,550	1,000,061	30.6%
10	Super 7 1/2				
11	Mini-Craps				
12	Three Card Poker	9	949,664	5,107,034	18.6%
13	Caribbean Draw Poker				
14	Mini-Dice				
15	Fast Action Hold 'Em				
16	Casino War				
17	Countdown				
18	Spanish 21	4	448,274	1,802,908	24.9%
19	Colorado Hold'Em Poker				
20	Multi-Bacc				
21	Wild Aruba Stud Poker				
22	Monopoly Poker				
23	Table Slots				
24	Rainbow Dice				
25	Triple Shot				
26	Blackjack Switch				
27	Let's Get Wild Poker				
28	Boston 5 Stud Poker				
29	Double Cross Poker				
30	Double Attack Blackjack	1	107,294	495,377	21.7%
31	Shao Pai Gow				
32	6 to 5 Blackjack				
33	Four Card Poker	2	334,654	1,287,680	26.0%
34	Suspense 21				
35	Two Card Royal				
36	Player's Choice Poker				
37	Superfun 21				
38	Hawaii Hi-Lo				
39	Texas Hold 'Em Bonus Poker	2	255,975	918,347	27.9%
40	House Way Pai Gow Poker				
41	Flop Poker				
42	Two Card Joker Poker				
43	Ultimate Texas Hold 'Em				
44	Asia Poker				
45	Winner's Pot Poker				
	Total -(Must agree with line 7 on Pg 1)	33	\$ 3,734,827	\$ 14,995,950	24.9%