

# ATLANTIC CITY HILTON (RIH ACQUISITIONS N.J., LLC)

## MONTHLY GROSS REVENUE TAX RETURN

### FOR THE MONTH OF JULY, 2008

#### GROSS REVENUE - CURRENT MONTH

Line (a)	Type of Game (b)	Authorized Units (c)	Win or (Loss) (d)	Drop/Handle (e)	Win or (Loss) Percentage (f)
<b>Table and Other Games:</b>					
1	Blackjack	46	\$ 2,066,901	\$ 18,000,409	11.5%
2	Craps	8	930,345	5,955,890	15.6%
3	Roulette	8	635,256	2,379,187	26.7%
4	Big Six	1	16,424	32,930	49.9%
5	Baccarat	1	8,182	1,963,096	0.4%
6	Minibaccarat	16	860,253	14,368,145	6.0%
7	Other Games - (Page 2)	28	1,565,071	8,420,835	18.6%
8	Subtotal - Table and Other Games	108	6,082,432	\$ 51,120,492	11.9%
9	Poker	14	170,489		
10	<b>Total - Table and Other Games</b>	<b>122</b>	<b>\$ 6,252,921</b>		
<b>Slot Machines:</b>					
11	\$ .01 and .02 Slot Machines	553	\$ 4,155,505	\$ 34,938,159	11.9%
12	\$ .05 Slot Machines	223	1,427,646	15,679,962	9.1%
13	\$ .25 Slot Machines	786	3,854,638	43,823,244	8.8%
14	\$ .50 Slot Machines	74	563,939	5,002,912	11.3%
15	\$ 1.00 Slot Machines	270	2,724,356	42,831,723	6.4%
16	\$ 5.00 Slot Machines	62	986,054	16,454,310	6.0%
17	\$ 25.00 Slot Machines	14	120,168	2,073,775	5.8%
18	\$100.00 Slot Machines	20	110,403	7,423,100	1.5%
19	Multi-denominational Slot Machines	266	1,560,573	16,007,887	9.7%
20	Other Slot Machines	34	516,953	8,970,012	5.8%
21	<b>Total - Slot Machines</b>	<b>2,302</b>	<b>\$ 16,020,235</b>	<b>\$ 193,205,084</b>	<b>8.3%</b>
22	<b>Total Gross Revenue</b>		<b>\$ 22,273,156</b>		

#### TAX ON GROSS REVENUE

23	Year-to-Date Table and Other Games Gross Revenue.....	\$ 48,962,267
24	Year-to-Date Slot Machine Gross Revenue.....	109,205,723
25	<b>Year-to-Date Total Gross Revenue.....</b>	<b>\$ 158,167,990</b>
26	Adjustments .....	
27	<b>Year-To-Date Taxable Gross Revenue .....</b>	<b>\$ 158,167,990</b>
28	Tax on Gross Revenue (8% of line 27).....	\$ 12,653,439
29	Less - Total Tax Paid in Prior Months.....	10,871,587
30	<b>Total Tax Required for this Month (line 28 less line 29).....</b>	<b>\$ 1,781,852</b>
31	Total Progressive Payout Liability - End of Month.....	\$ 1,093,141
32	Authorized Casino Square Footage - End of Month.....	75,374
33	Authorized Simulcasting Square Footage - End of Month.....	
34	Simulcasting Revenue for the Month.....	
35	Simulcasting Handle for the Month.....	

Under penalties of perjury, I declare that I have examined this report, and to the best of my knowledge and belief, it is true and complete.

August 7, 2008  
\_\_\_\_\_  
DATE



\_\_\_\_\_  
JOANNE MCKENSIE

**ATLANTIC CITY HILTON (RIH ACQUISITIONS N.J., LLC)**  
**MONTHLY GROSS REVENUE TAX RETURN**  
**SCHEDULE OF OTHER GAMES**  
**FOR THE MONTH OF JULY, 2008**

Line (a)	Type of Game (b)	Authorized Units (c)	Win or (Loss) (d)	Drop (e)	Win or (Loss) Percentage (f)
1	Red Dog				
2	Sic Bo	1	32,225	135,742	23.7%
3	Pai Gow Poker	4	239,363	1,495,904	16.0%
4	Pai Gow Tiles	4	246,693	1,565,874	15.8%
5	Pokette				
6	Double Down Stud Poker				
7	Keno				
8	Caribbean Stud Poker	1	52,793	205,215	25.7%
9	Let it Ride Poker	4	167,560	716,553	23.4%
10	Super 7 1/2				
11	Mini-Craps				
12	Three Card Poker	7	409,545	2,580,289	15.9%
13	Caribbean Draw Poker				
14	Mini-Dice				
15	Fast Action Hold 'Em				
16	Casino War				
17	Countdown				
18	Spanish 21	3	180,069	745,046	24.2%
19	Colorado Hold'Em Poker				
20	Multi-Bacc				
21	Wild Aruba Stud Poker				
22	Monopoly Poker				
23	Table Slots				
24	Rainbow Dice				
25	Triple Shot				
26	Blackjack Switch				
27	Let's Get Wild Poker				
28	Boston 5 Stud Poker				
29	Double Cross Poker				
30	Double Attack Blackjack	1	10,891	86,743	12.6%
31	Shao Pai Gow				
32	6 to 5 Blackjack				
33	Four Card Poker	1	92,352	414,722	22.3%
34	Suspense 21				
35	Two Card Royal				
36	Player's Choice Poker				
37	Superfun 21				
38	Hawaii Hi-Lo				
39	Texas Hold 'Em Bonus Poker	1	82,568	230,492	35.8%
40	House Way Pai Gow Poker				
41	Flop Poker				
42	Two Card Joker Poker				
43	Ultimate Texas Hold 'Em				
44	Asia Poker	1	51,012	244,255	20.9%
45	Winner's Pot Poker				
	Total -(Must agree with line 7 on Pg 1)	28	\$ 1,565,071	\$ 8,420,835	18.6%

# BALLY'S ATLANTIC CITY

## MONTHLY GROSS REVENUE TAX RETURN

### FOR THE MONTH OF JULY, 2008

#### GROSS REVENUE - CURRENT MONTH


Line (a)	Type of Game (b)	Authorized Units (c)	Win or (Loss) (d)	Drop/Handle (e)	Win or (Loss) Percentage (f)
<b>Table and Other Games:</b>					
1	Blackjack	70	\$ 4,824,060	\$ 35,816,817	13.5%
2	Craps	11	2,722,164	11,531,765	23.6%
3	Roulette	21	1,659,063	11,057,117	15.0%
4	Big Six	2	186,719	443,618	42.1%
5	Baccarat	2	(233,379)	1,826,537	-12.8%
6	Minibaccarat	14	2,690,883	17,193,290	15.7%
7	Other Games - (Page 2)	61	4,524,346	21,211,140	21.3%
8	Subtotal - Table and Other Games	181	16,373,856	\$ 99,080,284	16.5%
9	Poker	27	338,887		
10	<b>Total - Table and Other Games</b>	<b>208</b>	<b>\$ 16,712,743</b>		
<b>Slot Machines:</b>					
11	\$ .01 and .02 Slot Machines	916	\$ 7,666,634	\$ 59,571,891	12.9%
12	\$ .05 Slot Machines	851	5,743,981	51,015,453	11.3%
13	\$ .25 Slot Machines	1,799	10,713,694	117,734,284	9.1%
14	\$ .50 Slot Machines	181	1,538,429	15,431,299	10.0%
15	\$ 1.00 Slot Machines	461	6,254,422	79,106,882	7.9%
16	\$ 5.00 Slot Machines	102	2,418,042	31,343,680	7.7%
17	\$ 25.00 Slot Machines	20	292,718	8,795,325	3.3%
18	\$100.00 Slot Machines	13	181,875	4,483,800	4.1%
19	Multi-denominational Slot Machines	433	4,000,101	45,985,946	8.7%
20	Other Slot Machines	40	902,174	9,221,208	9.8%
21	<b>Total - Slot Machines</b>	<b>4,816</b>	<b>\$ 39,712,070</b>	<b>\$ 422,689,768</b>	<b>9.4%</b>
22	<b>Total Gross Revenue</b>		<b>\$ 56,424,813</b>		

#### TAX ON GROSS REVENUE

23	Year-to-Date Table and Other Games Gross Revenue.....	\$ 103,462,248
24	Year-to-Date Slot Machine Gross Revenue.....	242,289,203
25	Year-to-Date Total Gross Revenue.....	<b>\$ 345,751,451</b>
26	Adjustments .....	
27	Year-To-Date Taxable Gross Revenue .....	<b>\$ 345,751,451</b>
28	Tax on Gross Revenue (8% of line 27).....	\$ 27,660,116
29	Less - Total Tax Paid in Prior Months.....	23,146,131
30	Total Tax Required for this Month (line 28 less line 29).....	<b>\$ 4,513,985</b>
31	Total Progressive Payout Liability - End of Month.....	\$ 2,103,232
32	Authorized Casino Square Footage - End of Month.....	173,897
33	Authorized Simulcasting Square Footage - End of Month.....	36,978
34	Simulcasting Revenue for the Month.....	\$ 153,732
35	Simulcasting Handle for the Month.....	\$ 1,748,138

Under penalties of perjury, I declare that I have examined this report, and to the best of my knowledge and belief, it is true and complete

January 29, 2009  
DATE

  
William Pangoras

**BALLY'S ATLANTIC CITY**  
**MONTHLY GROSS REVENUE TAX RETURN**  
**SCHEDULE OF OTHER GAMES**  
**FOR THE MONTH OF JULY, 2008**

Line (a)	Type of Game (b)	Authorized Units (c)	Win or (Loss) (d)	Drop (e)	Win or (Loss) Percentage (f)
1	Red Dog				
2	Sic Bo	1	13,269	106,801	12.4%
3	Pai Gow Poker	8	449,681	2,327,384	19.3%
4	Pai Gow	3	377,433	2,420,067	15.6%
5	Pokette				
6	Double Down Stud Poker				
7	Keno	4	13,649	88,855	15.4%
8	Caribbean Stud Poker	2	188,465	907,654	20.8%
9	Let it Ride Poker	4	373,542	1,559,426	24.0%
10	Super 7 1/2				
11	Mini-Craps				
12	Three Card Poker	16	1,505,768	6,457,014	23.3%
13	Caribbean Draw Poker				
14	Mini-Dice				
15	Fast Action Hold 'Em				
16	Casino War				
17	Countdown				
18	Spanish 21	7	617,742	2,740,385	22.5%
19	Colorado Hold'Em Poker				
20	Multi-Bacc				
21	Wild Aruba Stud Poker				
22	Monopoly Poker				
23	Table Slots				
24	Rainbow Dice				
25	Triple Shot				
26	Blackjack Switch				
27	Let's Get Wild Poker				
28	Boston 5 Stud Poker				
29	Double Cross Poker				
30	Double Attack Blackjack				
31	Shao Pai Gow				
32	6 to 5 Blackjack				
33	Four Card Poker	6	314,409	1,996,593	15.7%
34	Suspense 21				
35	Two Card Royal				
36	Player's Choice Poker				
37	Superfun 21				
38	Hawaii Hi-Lo				
39	Texas Hold 'Em Bonus Poker	7	456,073	1,720,788	26.5%
40	House Way Pai Gow Poker				
41	Flop Poker				
42	Two Card Joker Poker				
43	Ultimate Texas Hold 'Em				
44	Asia Poker	2	171,966	752,317	22.9%
45	Winner's Pot Poker	1	42,349	133,856	31.6%
	Total -(Must agree with line 7 on Pg 1)	61	\$ 4,524,346	\$ 21,211,140	21.3%

# BORGATA HOTEL CASINO AND SPA

## MONTHLY GROSS REVENUE TAX RETURN

FOR THE MONTH OF JULY, 2008

### GROSS REVENUE - CURRENT MONTH

Line (a)	Type of Game (b)	Authorized Units (c)	Win or (Loss) (d)	Drop/Handle (e)	Win or (Loss) Percentage (f)
Table and Other Games:					
1	Blackjack	87	\$ 14,334,270	\$ 97,048,562	14.8%
2	Craps	14	3,099,229	22,064,691	14.0%
3	Roulette	21	2,716,083	14,210,626	19.1%
4	Big Six	1	72,393	176,951	40.9%
5	Baccarat	2	1,330,048	7,242,796	18.4%
6	Minibaccarat	8	1,158,586	7,185,503	16.1%
7	Other Games - (Page 2)	49	5,577,157	24,676,985	22.6%
8	Subtotal - Table and Other Games	182	28,287,766	\$ 172,606,114	16.4%
9	Poker	85	2,490,480		
10	Total - Table and Other Games	267	\$ 30,778,246		

Slot Machines:					
11	\$ .01 and .02 Slot Machines	792	\$ 8,990,287	\$ 88,725,410	10.1%
12	\$ .05 Slot Machines	1,138	8,302,027	95,679,024	8.7%
13	\$ .25 Slot Machines	775	4,907,608	60,218,853	8.1%
14	\$ .50 Slot Machines	121	936,742	9,983,603	9.4%
15	\$ 1.00 Slot Machines	287	4,356,801	53,513,718	8.1%
16	\$ 5.00 Slot Machines	90	1,727,585	38,520,025	4.5%
17	\$ 25.00 Slot Machines	20	1,127,179	16,167,825	7.0%
18	\$100.00 Slot Machines	12	122,804	9,637,700	1.3%
19	Multi-denominational Slot Machines	634	8,962,461	146,763,170	6.1%
20	Other Slot Machines	61	1,729,434	23,329,710	7.4%
21	Total - Slot Machines	3,930	\$ 41,162,928	\$ 542,539,038	7.6%
22	Total Gross Revenue		\$ 71,941,174		

### TAX ON GROSS REVENUE

23	Year-to-Date Table and Other Games Gross Revenue.....	\$ 179,251,483
24	Year-to-Date Slot Machine Gross Revenue.....	251,551,815
25	Year-to-Date Total Gross Revenue.....	<b>\$ 430,803,298</b>
26	Adjustments .....	<b>\$ 205</b>
27	Year-To-Date Taxable Gross Revenue .....	<b>\$ 430,803,503</b>
28	Tax on Gross Revenue (8% of line 27).....	\$ 34,464,280
29	Less - Total Tax Paid in Prior Months.....	28,708,986
30	Total Tax Required for this Month (line 28 less line 29).....	<b>\$ 5,755,294</b>
31	Total Progressive Payout Liability - End of Month.....	\$ 696,675
32	Authorized Casino Square Footage - End of Month.....	136,794
33	Authorized Simulcasting Square Footage - End of Month.....	23,620
34	Simulcasting Revenue for the Month.....	\$ 292,729
35	Simulcasting Handle for the Month.....	\$ 3,370,871

Under penalties of perjury, I declare that I have examined this report, and to the best of my knowledge and belief, it is true and complete

January 29, 2009

DATE



Hugh Turner

**BORGATA HOTEL CASINO AND SPA**  
**MONTHLY GROSS REVENUE TAX RETURN**  
**SCHEDULE OF OTHER GAMES**  
**FOR THE MONTH OF JULY, 2008**

Line (a)	Type of Game (b)	Authorized Units (c)	Win or (Loss) (d)	Drop (e)	Win or (Loss) Percentage (f)
1	Red Dog				
2	Sic Bo				
3	Pai Gow Poker	6	724,632	2,447,176	29.6%
4	Pai Gow	2	234,908	976,970	24.0%
5	Pokette				
6	Double Down Stud Poker				
7	Keno				
8	Caribbean Stud Poker	3	318,615	1,154,828	27.6%
9	Let it Ride Poker	5	370,610	2,857,953	13.0%
10	Super 7 1/2				
11	Mini-Craps				
12	Three Card Poker	16	2,036,279	9,660,246	21.1%
13	Caribbean Draw Poker				
14	Mini-Dice				
15	Fast Action Hold 'Em				
16	Casino War				
17	Countdown				
18	Spanish 21	5	513,627	2,324,461	22.1%
19	Colorado Hold'Em Poker				
20	Multi-Bacc				
21	Wild Aruba Stud Poker				
22	Monopoly Poker				
23	Table Slots				
24	Rainbow Dice				
25	Triple Shot				
26	Blackjack Switch				
27	Let's Get Wild Poker				
28	Boston 5 Stud Poker				
29	Double Cross Poker				
30	Double Attack Blackjack				
31	Shao Pai Gow				
32	6 to 5 Blackjack				
33	Four Card Poker	5	619,254	2,848,836	21.7%
34	Suspense 21				
35	Two Card Royal				
36	Player's Choice Poker				
37	Superfun 21				
38	Hawaii Hi-Lo				
39	Texas Hold 'Em Bonus Poker	5	498,198	1,632,546	30.5%
40	House Way Pai Gow Poker				
41	Flop Poker				
42	Two Card Joker Poker				
43	Ultimate Texas Hold 'Em				
44	Asia Poker	2	261,034	773,969	33.7%
45	Winner's Pot Poker				
	Total -(Must agree with line 7 on Pg 1)	49	\$ 5,577,157	\$ 24,676,985	22.6%

# CAESARS ATLANTIC CITY

## MONTHLY GROSS REVENUE TAX RETURN

FOR THE MONTH OF July 2008

**GROSS REVENUE - CURRENT MONTH**

AMENDED 1/29/09

Line (a)	Type of Game (b)	Authorized Units (c)	Win or (Loss) (d)	Drop/Handle (e)	Win or (Loss) Percentage (f)
<b>Table and Other Games:</b>					
1	Blackjack	48	\$ 7,504,880	\$ 48,875,632	15.4%
2	Craps	13	6,042,970	22,733,758	26.6%
3	Roulette	16	1,038,011	14,459,666	7.2%
4	Big Six	1	162,485	365,216	44.5%
5	Baccarat	3	176,769	1,017,213	17.4%
6	Minibaccarat	12	2,521,740	17,505,503	14.4%
7	Other Games - (Page 2)	50	5,134,751	22,565,146	22.8%
8	Subtotal - Table and Other Games	143	22,581,606	\$ 127,522,134	17.7%
9	Poker	24	676,851		
10	<b>Total - Table and Other Games</b>	<b>167</b>	<b>\$ 23,258,457</b>		

<b>Slot Machines:</b>					
11	\$ .01 and .02 Slot Machines	792	\$ 9,735,877	\$ 82,070,924	11.9%
12	\$ .05 Slot Machines	444	4,306,118	36,046,915	11.9%
13	\$ .25 Slot Machines	841	5,692,199	57,826,855	9.8%
14	\$ .50 Slot Machines	142	920,123	10,021,479	9.2%
15	\$ 1.00 Slot Machines	422	4,965,596	60,515,650	8.2%
16	\$ 5.00 Slot Machines	99	2,361,292	37,480,830	6.3%
17	\$ 25.00 Slot Machines	15	258,315	8,816,225	2.9%
18	\$100.00 Slot Machines	18	(133,206)	8,880,400	-1.5%
19	Multi-denominational Slot Machines	291	3,486,429	39,429,156	8.8%
20	Other Slot Machines	70	1,188,663	27,114,406	4.4%
21	<b>Total - Slot Machines</b>	<b>3,134</b>	<b>32,781,406</b>	<b>\$ 368,202,840</b>	<b>8.9%</b>
22	<b>Total Gross Revenue</b>		<b>\$ 56,039,863</b>		

**TAX ON GROSS REVENUE**

23	Year-to-Date Table and Other Games Gross Revenue.....	\$ 126,920,297
24	Year-to-Date Slot Machine Gross Revenue.....	196,895,446
25	Year-to-Date Total Gross Revenue.....	<b>\$ 323,815,743</b>
26	Adjustments .....	<b>\$ 45,609</b>
27	Year-To-Date Taxable Gross Revenue .....	<b>\$ 323,861,352</b>
28	Tax on Gross Revenue (8% of line 27).....	\$ 25,908,908
29	Less - Total Tax Paid in Prior Months.....	21,425,636
30	Total Tax Required for this Month (line 28 less line 29).....	\$ 4,483,272
31	Total Progressive Payout Liability - End of Month.....	\$ 1,075,079
32	Authorized Casino Square Footage - End of Month.....	114,600
33	Authorized Simulcasting Square Footage - End of Month.....	30,374
34	Simulcasting Revenue for the Month.....	\$ 118,798
35	Simulcasting Handle for the Month.....	\$ 1,311,504

Under penalties of perjury, I declare that I have examined this report, and to the best of my knowledge and belief, it is true and complete

January 29, 2009  
DATE

  
Donna Hogan

**CAESARS ATLANTIC CITY**  
**MONTHLY GROSS REVENUE TAX RETURN**  
**SCHEDULE OF OTHER GAMES**  
**FOR THE MONTH OF July 2008**

Line (a)	Type of Game (b)	Authorized Units (c)	Win or (Loss) (d)	Drop (e)	Win or (Loss) Percentage (f)
1	Red Dog				
2	Sic Bo	1	110,435	435,580	25.4%
3	Pai Gow Poker	6	260,420	2,913,775	8.9%
4	Pai Gow	5	800,837	3,548,692	22.6%
5	Pokette				
6	Double Down Stud Poker				
7	Keno	3	48,103	152,276	31.6%
8	Caribbean Stud Poker	3	164,915	723,540	22.8%
9	Let it Ride Poker	3	270,899	1,184,203	22.9%
10	Super 7 1/2				
11	Mini-Craps				
12	Three Card Poker	11	1,759,249	6,327,669	27.8%
13	Caribbean Draw Poker				
14	Mini-Dice				
15	Fast Action Hold 'Em				
16	Casino War				
17	Countdown				
18	Spanish 21	7	478,284	2,407,444	19.9%
19	Colorado Hold'Em Poker				
20	Multi-Bacc				
21	Wild Aruba Stud Poker				
22	Monopoly Poker				
23	Table Slots				
24	Rainbow Dice				
25	Triple Shot				
26	Blackjack Switch				
27	Let's Get Wild Poker				
28	Boston 5 Stud Poker				
29	Double Cross Poker				
30	Double Attack Blackjack	1	161,524	456,635	35.4%
31	Shao Pai Gow				
32	6 to 5 Blackjack				
33	Four Card Poker	4	488,844	2,114,181	23.1%
34	Suspense 21				
35	Two Card Royal				
36	Player's Choice Poker				
37	Superfun 21				
38	Hawaii Hi-Lo				
39	Texas Hold 'Em Bonus Poker	4	347,527	1,083,668	32.1%
40	House Way Pai Gow Poker				
41	Flop Poker				
42	Two Card Joker Poker				
43	Ultimate Texas Hold 'Em				
44	Asia Poker	2	243,714	1,217,483	20.0%
	Total -(Must agree with line 7 on Pg 1)	50	\$ 5,134,751	\$ 22,565,146	22.8%



# HARRAH'S CASINO HOTEL

## MONTHLY GROSS REVENUE TAX RETURN

### FOR THE MONTH OF JULY, 2008

#### GROSS REVENUE - CURRENT MONTH

Line (a)	Type of Game (b)	Authorized Units (c)	Win or (Loss) (d)	Drop/Handle (e)	Win or (Loss) Percentage (f)
Table and Other Games:					
1	Blackjack	41	\$ 2,182,582	\$ 24,900,008	8.8%
2	Craps	6	3,197,563	11,906,756	26.9%
3	Roulette	12	1,228,813	7,207,645	17.0%
4	Big Six	1	48,864	134,109	36.4%
5	Baccarat	0	0	0	0.0%
6	Minibaccarat	5	581,648	5,183,849	11.2%
7	Other Games - (Page 2)	32	2,866,540	12,390,755	23.1%
8	Subtotal - Table and Other Games	97	10,106,010	\$ 61,723,122	16.4%
9	Poker	40	531,266		
10	Total - Table and Other Games	137	\$ 10,637,276		
Slot Machines:					
11	\$ .01 and .02 Slot Machines	319	\$ 4,793,209	\$ 47,874,200	10.0%
12	\$ .05 Slot Machines	641	7,378,845	68,090,123	10.8%
13	\$ .25 Slot Machines	921	9,032,175	78,975,329	11.4%
14	\$ .50 Slot Machines	39	464,717	3,905,389	11.9%
15	\$ 1.00 Slot Machines	418	6,038,192	62,484,710	9.7%
16	\$ 5.00 Slot Machines	93	1,584,649	22,438,535	7.1%
17	\$ 25.00 Slot Machines	16	549,338	8,781,300	6.3%
18	\$100.00 Slot Machines	10	200,646	3,445,600	5.8%
19	Multi-denominational Slot Machines	1,261	15,677,597	201,186,199	7.8%
20	Other Slot Machines	44	205,678	6,077,284	3.4%
21	Total - Slot Machines	3,762	\$ 45,925,046	\$ 503,258,669	9.1%
22	Total Gross Revenue		\$ 56,562,322		

#### TAX ON GROSS REVENUE

23	Year-to-Date Table and Other Games Gross Revenue.....	\$ 53,277,120
24	Year-to-Date Slot Machine Gross Revenue.....	266,767,783
25	Year-to-Date Total Gross Revenue.....	<b>\$ 320,044,903</b>
26	Adjustments .....	<b>\$ 12,864</b>
27	Year-To-Date Taxable Gross Revenue .....	<b>\$ 320,057,767</b>
28	Tax on Gross Revenue (8% of line 27).....	\$ 25,604,621
29	Less - Total Tax Paid in Prior Months.....	\$ 21,079,636
30	Total Tax Required for this Month (line 28 less line 29).....	\$ 4,524,985
31	Total Progressive Payout Liability - End of Month.....	\$ 952,833
32	Authorized Casino Square Footage - End of Month.....	163,231
33	Authorized Simulcasting Square Footage - End of Month.....	569
34	Simulcasting Revenue for the Month.....	\$ 39,580
35	Simulcasting Handle for the Month.....	\$ 479,981

Under penalties of perjury, I declare that I have examined this report, and to the best of my knowledge and belief, it is true and complete

8/11/2008  
DATE

  
Joseph Lodise

**HARRAH'S CASINO HOTEL**  
**MONTHLY GROSS REVENUE TAX RETURN**  
**SCHEDULE OF OTHER GAMES**  
**FOR THE MONTH OF JULY, 2008**

Line (a)	Type of Game (b)	Authorized Units (c)	Win or (Loss) (d)	Drop (e)	Win or (Loss) Percentage (f)
1	Red Dog				
2	Sic Bo				
3	Pai Gow Poker	2	163,636	838,376	19.5%
4	Pai Gow	1	8,559	581,034	1.5%
5	Pokette				
6	Double Down Stud Poker				
7	Keno	4	55,998	160,432	34.9%
8	Caribbean Stud Poker	1	36,669	344,222	10.7%
9	Let it Ride Poker	4	437,061	2,063,995	21.2%
10	Super 7 1/2				
11	Mini-Craps				
12	Three Card Poker	11	1,338,906	4,982,457	26.9%
13	Caribbean Draw Poker				
14	Mini-Dice				
15	Fast Action Hold 'Em				
16	Casino War				
17	Countdown				
18	Spanish 21	2	136,613	593,850	23.0%
19	Colorado Hold'Em Poker				
20	Multi-Bacc				
21	Wild Aruba Stud Poker				
22	Monopoly Poker				
23	Table Slots				
24	Rainbow Dice				
25	Triple Shot				
26	Blackjack Switch				
27	Let's Get Wild Poker				
28	Boston 5 Stud Poker				
29	Double Cross Poker				
30	Double Attack Blackjack	2	114,362	467,489	24.5%
31	Shao Pai Gow				
32	6 to 5 Blackjack				
33	Four Card Poker	2	238,865	927,546	25.8%
34	Suspense 21				
35	Two Card Royal				
36	Player's Choice Poker				
37	Superfun 21				
38	Hawaii Hi-Lo				
39	Texas Hold 'Em Bonus Poker	1	138,149	493,945	28.0%
40	House Way Pai Gow Poker				
41	Flop Poker	2	197,722	937,409	21.1%
42	Two Card Joker Poker				
43	Ultimate Texas Hold 'Em				
44	Asia Poker				
	Total -(Must agree with line 7 on Pg 1)	32	\$ 2,866,540	\$ 12,390,755	23.1%

# RESORTS ATLANTIC CITY

## MONTHLY GROSS REVENUE TAX RETURN

FOR THE MONTH OF JULY, 2008

### GROSS REVENUE - CURRENT MONTH

Line (a)	Type of Game (b)	Authorized Units (c)	Win or (Loss) (d)	Drop/Handle (e)	Win or (Loss) Percentage (f)
<b>Table and Other Games:</b>					
1	Blackjack	32	\$ 1,270,721	\$ 13,159,936	9.7%
2	Craps	5	685,220	3,920,226	17.5%
3	Roulette	10	561,322	2,601,574	21.6%
4	Big Six	1	6,694	14,777	45.3%
5	Baccarat	2	92,121	1,155,927	8.0%
6	Minibaccarat	15	1,734,698	10,891,795	15.9%
7	Other Games - (Page 2)	17	1,092,041	4,851,356	22.5%
8	Subtotal - Table and Other Games	82	5,442,817	\$ 36,595,591	14.9%
9	Poker	5	14,570		
10	<b>Total - Table and Other Games</b>	<b>87</b>	<b>\$ 5,457,387</b>		
<b>Slot Machines:</b>					
11	\$ .01 and .02 Slot Machines	572	\$ 4,578,797	\$ 38,279,744	12.0%
12	\$ .05 Slot Machines	267	1,097,008	11,511,119	9.5%
13	\$ .25 Slot Machines	559	2,822,746	31,132,713	9.1%
14	\$ .50 Slot Machines	79	341,888	3,937,234	8.7%
15	\$ 1.00 Slot Machines	203	1,516,153	21,000,190	7.2%
16	\$ 5.00 Slot Machines	72	695,896	9,441,265	7.4%
17	\$ 25.00 Slot Machines	10	119,922	2,781,175	4.3%
18	\$100.00 Slot Machines	10	(30,753)	2,197,000	-1.4%
19	Multi-denominational Slot Machines	773	4,483,174	59,871,077	7.5%
20	Other Slot Machines	20	218,855	3,162,070	6.9%
21	<b>Total - Slot Machines</b>	<b>2,565</b>	<b>\$ 15,843,686</b>	<b>\$ 183,313,587</b>	<b>8.6%</b>
22	<b>Total Gross Revenue</b>		<b>\$ 21,301,073</b>		

### TAX ON GROSS REVENUE

23	Year-to-Date Table and Other Games Gross Revenue.....	\$ 35,871,853
24	Year-to-Date Slot Machine Gross Revenue.....	110,841,428
25	Year-to-Date Total Gross Revenue.....	\$ 146,713,281
26	Adjustments .....	\$ (14,670)
27	Year-To-Date Taxable Gross Revenue .....	\$ 146,698,611
28	Tax on Gross Revenue (8% of line 27).....	\$ 11,735,889
29	Less - Total Tax Paid in Prior Months.....	10,031,861
30	<b>Total Tax Required for this Month (line 28 less line 29).....</b>	<b>\$ 1,704,028</b>
31	Total Progressive Payout Liability - End of Month.....	\$ 311,760
32	Authorized Casino Square Footage - End of Month.....	99,029
33	Authorized Simulcasting Square Footage - End of Month.....	0
34	Simulcasting Revenue for the Month.....	
35	Simulcasting Handle for the Month.....	

Under penalties of perjury, I declare that I have examined this report, and to the best of my knowledge and belief, it is true and complete.

August 10, 2008

DATE



Walter P. Simon

Director of Operations- 003930-11

TITLE (LICENSE NUMBER)

CCC-101

**RESORTS ATLANTIC CITY**  
**MONTHLY GROSS REVENUE TAX RETURN**  
**SCHEDULE OF OTHER GAMES**  
**FOR THE MONTH OF JULY, 2008**

Line (a)	Type of Game (b)	Authorized Units (c)	Win or (Loss) (d)	Drop (e)	Win or (Loss) Percentage (f)
1	Red Dog				
2	Sic Bo				
3	Pai Gow Poker	1	15,312	66,374	23.1%
4	Pai Gow	2	104,273	787,979	13.2%
5	Pokette				
6	Double Down Stud Poker				
7	Keno				
8	Caribbean Stud Poker				
9	Let it Ride Poker	2	85,110	505,450	16.8%
10	Super 7 1/2				
11	Mini-Craps				
12	Three Card Poker	6	621,396	2,125,449	29.2%
13	Caribbean Draw Poker				
14	Mini-Dice				
15	Fast Action Hold 'Em				
16	Casino War				
17	Countdown				
18	Spanish 21	3	168,359	813,817	20.7%
19	Colorado Hold'Em Poker				
20	Multi-Bacc				
21	Wild Aruba Stud Poker				
22	Monopoly Poker				
23	Table Slots				
24	Rainbow Dice				
25	Triple Shot				
26	Blackjack Switch				
27	Let's Get Wild Poker				
28	Boston 5 Stud Poker				
29	Double Cross Poker				
30	Double Attack Blackjack				
31	Shao Pai Gow				
32	6 to 5 Blackjack				
33	Four Card Poker	1	17,124	120,608	14.2%
34	Suspense 21				
35	Two Card Royal				
36	Player's Choice Poker				
37	Superfun 21				
38	Hawaii Hi-Lo				
39	Texas Hold 'Em Bonus Poker	1	26,776	78,508	34.1%
40	House Way Pai Gow Poker				
41	Flop Poker				
42	Two Card Joker Poker				
43	Ultimate Texas Hold 'Em				
44	Asia Poker	1	53,691	353,171	15.2%
45	Winner's Pot Poker				
	Total -(Must agree with line 7 on Pg 1)	17	\$ 1,092,041	\$ 4,851,356	22.5%

# SHOWBOAT

## MONTHLY GROSS REVENUE TAX RETURN

### FOR THE MONTH OF JULY, 2008

#### GROSS REVENUE - CURRENT MONTH

Line (a)	Type of Game (b)	Authorized Units (c)	Win or (Loss) (d)	Drop/Handle (e)	Win or (Loss) Percentage (f)
<b>Table and Other Games:</b>					
1	Blackjack	43	\$ 1,409,353	\$ 13,857,668	10.2%
2	Craps	5	791,382	4,735,392	16.7%
3	Roulette	9	964,830	3,548,530	27.2%
4	Big Six	1	60,086	162,412	37.0%
5	Baccarat				0.0%
6	Minibaccarat	10	1,272,620	11,000,819	11.6%
7	Other Games - (Page 2)	22	1,818,943	7,721,668	23.6%
8	Subtotal - Table and Other Games	90	6,317,214	\$ 41,026,489	15.4%
9	Poker	28	384,940		
10	<b>Total - Table and Other Games</b>	<b>118</b>	<b>\$ 6,702,154</b>		
<b>Slot Machines:</b>					
11	\$ .01 and .02 Slot Machines	485	\$ 5,384,028	\$ 40,395,380	13.3%
12	\$ .05 Slot Machines	179	4,447,486	30,413,623	14.6%
13	\$ .25 Slot Machines	363	2,735,774	38,432,792	7.1%
14	\$ .50 Slot Machines	24	55,224	1,139,974	4.8%
15	\$ 1.00 Slot Machines	158	759,156	26,249,931	2.9%
16	\$ 5.00 Slot Machines	31	63,639	7,490,050	0.8%
17	\$ 25.00 Slot Machines	3	(7,671)	897,375	-0.9%
18	\$100.00 Slot Machines	3	43,218	551,600	7.8%
19	Multi-denominational Slot Machines	2,056	14,230,285	133,628,686	10.6%
20	Other Slot Machines	4	63,481	957,040	6.6%
21	<b>Total - Slot Machines</b>	<b>3,306</b>	<b>\$ 27,774,620</b>	<b>\$ 280,156,451</b>	<b>9.9%</b>
22	<b>Total Gross Revenue</b>		<b>\$ 34,476,774</b>		

#### TAX ON GROSS REVENUE

23	Year-to-Date Table and Other Games Gross Revenue.....	\$ 42,226,284
24	Year-to-Date Slot Machine Gross Revenue.....	180,050,959
25	Year-to-Date Total Gross Revenue.....	<b>\$ 222,277,243</b>
26	Adjustments .....	<b>\$ 10,453</b>
27	Year-To-Date Taxable Gross Revenue .....	<b>\$ 222,287,696</b>
28	Tax on Gross Revenue (8% of line 27).....	\$ 17,783,016
29	Less - Total Tax Paid in Prior Months.....	15,024,861
30	<b>Total Tax Required for this Month (line 28 less line 29).....</b>	<b>\$ 2,758,155</b>
31	Total Progressive Payout Liability - End of Month.....	\$ 1,162,301
32	Authorized Casino Square Footage - End of Month.....	120,062
33	Authorized Simulcasting Square Footage - End of Month.....	17,086
34	Simulcasting Revenue for the Month.....	\$ 47,921
35	Simulcasting Handle for the Month.....	\$ 580,912

Under penalties of perjury, I declare that I have examined this report, and to the best of my knowledge and belief, it is true and complete

August 9, 2008  
DATE



Gail Myers

**SHOWBOAT**  
**MONTHLY GROSS REVENUE TAX RETURN**  
**SCHEDULE OF OTHER GAMES**  
**FOR THE MONTH OF JULY, 2008**

Line (a)	Type of Game (b)	Authorized Units (c)	Win or (Loss) (d)	Drop (e)	Win or (Loss) Percentage (f)
1	Red Dog				
2	Sic Bo				
3	Pai Gow Poker	2	190,663	859,284	22.2%
4	Pai Gow	2	218,391	995,377	21.9%
5	Pokette				
6	Double Down Stud Poker				
7	Keno				
8	Caribbean Stud Poker	1	38,557	249,455	15.5%
9	Let it Ride Poker	3	240,640	1,009,722	23.8%
10	Super 7 1/2				
11	Mini-Craps				
12	Three Card Poker	8	685,931	2,651,883	25.9%
13	Caribbean Draw Poker				
14	Mini-Dice				
15	Fast Action Hold 'Em				
16	Casino War				
17	Countdown				
18	Spanish 21	1	101,248	365,617	27.7%
19	Colorado Hold'Em Poker				
20	Multi-Bacc				
21	Wild Aruba Stud Poker				
22	Monopoly Poker				
23	Table Slots				
24	Rainbow Dice				
25	Triple Shot				
26	Blackjack Switch				
27	Let's Get Wild Poker				
28	Boston 5 Stud Poker				
29	Double Cross Poker				
30	Double Attack Blackjack	1	114,568	414,548	27.6%
31	Shao Pai Gow				
32	6 to 5 Blackjack				
33	Four Card Poker	1	93,482	369,106	25.3%
34	Suspense 21				
35	Two Card Royal				
36	Player's Choice Poker				
37	Superfun 21				
38	Hawaii Hi-Lo				
39	Texas Hold 'Em Bonus Poker	2	87,942	391,125	22.5%
40	House Way Pai Gow Poker				
41	Flop Poker	1	47,521	415,551	11.4%
42	Two Card Joker Poker				
43	Ultimate Texas Hold 'Em				
44	Asia Poker				
45	Winner's Pot Poker				
	Total -(Must agree with line 7 on Pg 1)	22	\$ 1,818,943	\$ 7,721,668	23.6%

# TROPICANA CASINO & RESORT

## MONTHLY GROSS REVENUE TAX RETURN

### FOR THE MONTH OF JULY, 2008

#### GROSS REVENUE - CURRENT MONTH


Line (a)	Type of Game (b)	Authorized Units (c)	Win or (Loss) (d)	Drop/Handle (e)	Win or (Loss) Percentage (f)
<b>Table and Other Games:</b>					
1	Blackjack	72	\$ 3,053,726	\$ 25,481,947	12.0%
2	Craps	8	912,505	8,680,565	10.5%
3	Roulette	16	1,483,001	6,873,262	21.6%
4	Big Six	1	61,069	147,603	41.4%
5	Baccarat	1	65,465	767,477	8.5%
6	Minibaccarat	7	645,242	4,497,775	14.3%
7	Other Games - (Page 2)	35	2,766,716	11,565,679	23.9%
8	Subtotal - Table and Other Games	140	\$ 8,987,724	\$ 58,014,308	15.5%
9	Poker	48	730,532		
10	<b>Total - Table and Other Games</b>	<b>188</b>	<b>\$ 9,718,256</b>		
<b>Slot Machines:</b>					
11	\$ .01 and .02 Slot Machines	701	\$ 5,584,096	\$ 45,139,391	12.4%
12	\$ .05 Slot Machines	419	2,271,397	24,239,489	9.4%
13	\$ .25 Slot Machines	653	3,860,237	46,505,094	8.3%
14	\$ .50 Slot Machines	50	357,099	4,713,602	7.6%
15	\$ 1.00 Slot Machines	240	2,764,673	34,789,136	7.9%
16	\$ 5.00 Slot Machines	53	609,526	8,954,115	6.8%
17	\$ 25.00 Slot Machines	15	93,034	1,760,800	5.3%
18	\$100.00 Slot Machines	12	49,395	659,700	7.5%
19	Multi-denominational Slot Machines	1,507	9,019,436	107,567,057	8.4%
20	Other Slot Machines	50	209,555	7,043,454	3.0%
21	<b>Total - Slot Machines</b>	<b>3,700</b>	<b>\$ 24,818,448</b>	<b>\$ 281,371,838</b>	<b>8.8%</b>
22	<b>Total Gross Revenue</b>		<b>\$ 34,536,704</b>		

#### TAX ON GROSS REVENUE

23	Year-to-Date Table and Other Games Gross Revenue.....	\$ 62,956,774
24	Year-to-Date Slot Machine Gross Revenue.....	156,619,610
25	Year-to-Date Total Gross Revenue.....	<b>\$ 219,576,384</b>
26	Adjustments .....	
27	Year-To-Date Taxable Gross Revenue .....	<b>\$ 219,576,384</b>
28	Tax on Gross Revenue (8% of line 27).....	\$ 17,566,111
29	Less - Total Tax Paid in Prior Months.....	\$ 14,803,174
30	Total Tax Required for this Month (line 28 less line 29).....	\$ 2,762,937
31	Total Progressive Payout Liability - End of Month.....	\$ 1,164,864
32	Authorized Casino Square Footage - End of Month.....	131,330
33	Authorized Simulcasting Square Footage - End of Month.....	8,380
34	Simulcasting Revenue for the Month.....	\$ 70,004
35	Simulcasting Handle for the Month.....	\$ 811,150

Under penalties of perjury, I declare that I have examined this report, and to the best of my knowledge and belief, it is true and complete

August 11, 2008  
DATE

  
Jeff Bohrer  
Executive Director, Casino Controller

**TROPICANA CASINO & RESORT**  
**MONTHLY GROSS REVENUE TAX RETURN**  
**SCHEDULE OF OTHER GAMES**  
**FOR THE MONTH OF JULY, 2008**

Line (a)	Type of Game (b)	Authorized Units (c)	Win or (Loss) (d)	Drop (e)	Win or (Loss) Percentage (f)
1	Red Dog				
2	Sic Bo				
3	Pai Gow Poker	4	279,253	1,054,251	26.5%
4	Pai Gow	3	150,360	956,152	15.7%
5	Pokette				
6	Double Down Stud Poker				
7	Keno				
8	Caribbean Stud Poker	2	165,203	673,597	24.5%
9	Let it Ride Poker	3	119,225	973,485	12.2%
10	Super 7 1/2				
11	Mini-Craps				
12	Three Card Poker	11	1,299,355	4,452,681	29.2%
13	Caribbean Draw Poker				
14	Mini-Dice				
15	Fast Action Hold 'Em				
16	Casino War				
17	Countdown				
18	Spanish 21	5	178,910	1,140,557	15.7%
19	Colorado Hold'Em Poker				
20	Multi-Bacc				
21	Wild Aruba Stud Poker				
22	Monopoly Poker				
23	Table Slots				
24	Rainbow Dice				
25	Triple Shot				
26	Blackjack Switch				
27	Let's Get Wild Poker				
28	Boston 5 Stud Poker				
29	Double Cross Poker				
30	Double Attack Blackjack	1	61,445	192,964	31.8%
31	Shao Pai Gow				
32	6 to 5 Blackjack				
33	Four Card Poker	2	217,710	933,640	23.3%
34	Suspense 21				
35	Two Card Royal				
36	Player's Choice Poker				
37	Superfun 21				
38	Hawaii Hi-Lo				
39	Texas Hold 'Em Bonus Poker	4	295,255	1,188,352	24.8%
40	House Way Pai Gow Poker				
41	Flop Poker				
42	Two Card Joker Poker				
43	Ultimate Texas Hold 'Em				
44	Asia Poker				
	Total -(Must agree with line 7 on Pg 1)	35	\$ 2,766,716	\$ 11,565,679	23.9%



# TRUMP MARINA

## MONTHLY GROSS REVENUE TAX RETURN

FOR THE MONTH OF July, 2008

### GROSS REVENUE - CURRENT MONTH

Line (a)	Type of Game (b)	Authorized Units (c)	Win or (Loss) (d)	Drop/Handle (e)	Win or (Loss) Percentage (f)
<b>Table and Other Games:</b>					
1	Blackjack	34	\$ 1,464,596	\$ 10,828,810	13.5%
2	Craps	6	663,192	5,406,395	12.3%
3	Roulette	6	383,666	1,893,186	20.3%
4	Big Six	0	0	0	0.0%
5	Baccarat	1	191,828	344,498	55.7%
6	Minibaccarat	5	477,739	3,887,967	12.3%
7	Other Games - (Page 2)	22	1,296,181	5,340,361	24.3%
8	Subtotal - Table and Other Games	74	4,477,202	\$ 27,701,217	16.2%
9	Poker				
10	<b>Total - Table and Other Games</b>	<b>74</b>	<b>\$ 4,477,202</b>		
<b>Slot Machines:</b>					
11	\$ .01 and .02 Slot Machines	488	\$ 4,189,463	\$ 39,004,343	10.7%
12	\$ .05 Slot Machines	425	2,419,234	25,130,948	9.6%
13	\$ .25 Slot Machines	484	2,498,445	29,978,034	8.3%
14	\$ .50 Slot Machines	51	244,410	4,497,995	5.4%
15	\$ 1.00 Slot Machines	270	2,593,148	30,198,610	8.6%
16	\$ 5.00 Slot Machines	50	479,644	8,365,265	5.7%
17	\$ 25.00 Slot Machines	10	35,792	1,446,525	2.5%
18	\$100.00 Slot Machines	5	144,100	844,700	17.1%
19	Multi-denominational Slot Machines	178	1,652,673	20,544,710	8.0%
20	Other Slot Machines	23	235,100	4,899,973	4.8%
21	<b>Total - Slot Machines</b>	<b>1,984</b>	<b>\$ 14,492,009</b>	<b>\$ 164,911,103</b>	<b>8.8%</b>
22	<b>Total Gross Revenue</b>		<b>\$ 18,969,211</b>		

### TAX ON GROSS REVENUE

23	Year-to-Date Table and Other Games Gross Revenue.....	\$ 32,046,452
24	Year-to-Date Slot Machine Gross Revenue.....	95,129,412
25	Year-to-Date Total Gross Revenue.....	<b>\$ 127,175,864</b>
26	Adjustments .....	<b>\$ 5,742</b>
27	Year-To-Date Taxable Gross Revenue .....	<b>\$ 127,181,606</b>
28	Tax on Gross Revenue (8% of line 27).....	\$ 10,174,528
29	Less - Total Tax Paid in Prior Months.....	8,657,070
30	<b>Total Tax Required for this Month (line 28 less line 29).....</b>	<b>\$ 1,517,458</b>
31	Total Progressive Payout Liability - End of Month.....	\$ 560,995
32	Authorized Casino Square Footage - End of Month.....	78,535
33	Authorized Simulcasting Square Footage - End of Month.....	
34	Simulcasting Revenue for the Month.....	
35	Simulcasting Handle for the Month.....	

Under penalties of perjury, I declare that I have examined this report, and to the best of my knowledge and belief, it is true and complete

January 29, 2009  
DATE



Robert Allen

Director of Casino Finance 6793-11  
TITLE (LICENSE NUMBER)

**TRUMP MARINA**  
**MONTHLY GROSS REVENUE TAX RETURN**  
**SCHEDULE OF OTHER GAMES**  
**FOR THE MONTH OF July, 2008**

Line (a)	Type of Game (b)	Authorized Units (c)	Win or (Loss) (d)	Drop (e)	Win or (Loss) Percentage (f)
1	Red Dog				
2	Sic Bo				
3	Pai Gow Poker	2	120,606	418,645	28.8%
4	Pai Gow	2	81,641	513,359	15.9%
5	Pokette				
6	Double Down Stud Poker				
7	Keno				
8	Caribbean Stud Poker	2	117,490	370,224	31.7%
9	Let it Ride Poker	3	169,724	816,494	20.8%
10	Super 7 1/2				
11	Mini-Craps				
12	Three Card Poker	6	547,529	1,927,637	28.4%
13	Caribbean Draw Poker				
14	Mini-Dice				
15	Fast Action Hold 'Em				
16	Casino War				
17	Countdown				
18	Spanish 21	3	87,585	468,749	18.7%
19	Colorado Hold'Em Poker				
20	Multi-Bacc				
21	Wild Aruba Stud Poker				
22	Monopoly Poker				
23	Table Slots				
24	Rainbow Dice				
25	Triple Shot				
26	Blackjack Switch				
27	Let's Get Wild Poker				
28	Boston 5 Stud Poker				
29	Double Cross Poker				
30	Double Attack Blackjack				
31	Shao Pai Gow				
32	6 to 5 Blackjack				
33	Four Card Poker	2	47,509	326,068	14.6%
34	Suspense 21				
35	Two Card Royal				
36	Player's Choice Poker				
37	Superfun 21				
38	Hawaii Hi-Lo				
39	Texas Hold 'Em Bonus Poker	1	48,955	228,313	21.4%
40	House Way Pai Gow Poker				
41	Flop Poker				
42	Two Card Joker Poker				
43	Ultimate Texas Hold 'Em	1	75,142	270,872	27.7%
44	Asia Poker				
45	Winner's Pot Poker				
	Total -(Must agree with line 7 on Pg 1)	22	\$ 1,296,181	\$ 5,340,361	24.3%

# TRUMP PLAZA ASSOCIATES

## MONTHLY GROSS REVENUE TAX RETURN

### FOR THE MONTH OF JULY 2008

#### GROSS REVENUE - CURRENT MONTH

Line (a)	Type of Game (b)	Authorized Units (c)	Win or (Loss) (d)	Drop/Handle (e)	Win or (Loss) Percentage (f)
<b>Table and Other Games:</b>					
1	Blackjack	42	\$ 2,409,139	\$ 22,339,774	10.8%
2	Craps	5	1,034,714	6,076,231	17.0%
3	Roulette	9	1,041,753	4,073,536	25.6%
4	Big Six	0	1,345	2,189	61.4%
5	Baccarat	0	0	0	0.0%
6	Minibaccarat	10	1,410,035	10,701,518	13.2%
7	Other Games - (Page 2)	20	1,901,854	8,164,293	23.3%
8	Subtotal - Table and Other Games	86	7,798,840	\$ 51,357,541	15.2%
9	Poker	14	45,459		
10	<b>Total - Table and Other Games</b>	<b>100</b>	<b>\$ 7,844,299</b>		
<b>Slot Machines:</b>					
11	\$ .01 and .02 Slot Machines	560	\$ 5,168,425	\$ 43,906,732	11.8%
12	\$ .05 Slot Machines	343	2,447,069	21,663,497	11.3%
13	\$ .25 Slot Machines	588	3,751,867	46,868,886	8.0%
14	\$ .50 Slot Machines	109	834,899	11,633,443	7.2%
15	\$ 1.00 Slot Machines	251	2,224,091	27,197,503	8.2%
16	\$ 5.00 Slot Machines	57	680,818	12,404,970	5.5%
17	\$ 25.00 Slot Machines	13	251,086	3,233,425	7.8%
18	\$100.00 Slot Machines	5	(97,200)	1,156,900	-8.4%
19	Multi-denominational Slot Machines	172	1,866,736	23,960,514	7.8%
20	Other Slot Machines	66	658,879	9,681,440	6.8%
21	<b>Total - Slot Machines</b>	<b>2,164</b>	<b>\$ 17,786,670</b>	<b>\$ 201,707,310</b>	<b>8.8%</b>
22	<b>Total Gross Revenue</b>		<b>\$ 25,630,969</b>		

#### TAX ON GROSS REVENUE

23	Year-to-Date Table and Other Games Gross Revenue.....	\$ 49,850,700
24	Year-to-Date Slot Machine Gross Revenue.....	110,224,699
25	Year-to-Date Total Gross Revenue.....	<b>\$ 160,075,399</b>
26	Adjustments .....	<b>\$ 36,849</b>
27	Year-To-Date Taxable Gross Revenue .....	<b>\$ 160,112,248</b>
28	Tax on Gross Revenue (8% of line 27).....	\$ 12,808,980
29	Less - Total Tax Paid in Prior Months.....	10,758,146
30	Total Tax Required for this Month (line 28 less line 29).....	<b>\$ 2,050,834</b>
31	Total Progressive Payout Liability - End of Month.....	\$ 433,228
32	Authorized Casino Square Footage - End of Month.....	95,306
33	Authorized Simulcasting Square Footage - End of Month.....	
34	Simulcasting Revenue for the Month.....	
35	Simulcasting Handle for the Month.....	

Under penalties of perjury, I declare that I have examined this report, and to the best of my knowledge and belief, it is true and complete

January 29, 2009  
DATE

*Ronald Alcon*

**TRUMP PLAZA ASSOCIATES**  
**MONTHLY GROSS REVENUE TAX RETURN**  
**SCHEDULE OF OTHER GAMES**  
**FOR THE MONTH OF JULY 2008**

Line (a)	Type of Game (b)	Authorized Units (c)	Win or (Loss) (d)	Drop (e)	Win or (Loss) Percentage (f)
1	Red Dog				
2	Sic Bo				
3	Pai Gow Poker	2	190,270	910,260	20.9%
4	Pai Gow	2	238,823	896,583	26.6%
5	Pokette				
6	Double Down Stud Poker				
7	Keno				
8	Caribbean Stud Poker				
9	Let it Ride Poker	2	182,625	765,164	23.9%
10	Super 7 1/2				
11	Mini-Craps				
12	Three Card Poker	8	739,533	3,104,222	23.8%
13	Caribbean Draw Poker				
14	Mini-Dice				
15	Fast Action Hold 'Em				
16	Casino War				
17	Countdown				
18	Spanish 21	2	266,840	1,203,587	22.2%
19	Colorado Hold'Em Poker				
20	Multi-Bacc				
21	Wild Aruba Stud Poker				
22	Monopoly Poker				
23	Table Slots				
24	Rainbow Dice				
25	Triple Shot				
26	Blackjack Switch				
27	Let's Get Wild Poker				
28	Boston 5 Stud Poker				
29	Double Cross Poker				
30	Double Attack Blackjack				
31	Shao Pai Gow				
32	6 to 5 Blackjack				
33	Four Card Poker	2	174,099	772,407	22.5%
34	Suspense 21				
35	Two Card Royal				
36	Player's Choice Poker				
37	Superfun 21				
38	Hawaii Hi-Lo				
39	Texas Hold 'Em Bonus Poker	2	109,664	512,070	21.4%
40	House Way Pai Gow Poker				
41	Flop Poker				
42	Two Card Joker Poker				
43	Ultimate Texas Hold 'Em				
44	Asia Poker				
45	Winner's Pot Poker				
	Total -(Must agree with line 7 on Pg 1)	20	\$ 1,901,854	\$ 8,164,293	23.3%

# TRUMP TAJ MAHAL CASINO RESORT

## MONTHLY GROSS REVENUE TAX RETURN

### FOR THE MONTH OF JULY, 2008

#### GROSS REVENUE - CURRENT MONTH


Line (a)	Type of Game (b)	Authorized Units (c)	Win or (Loss) (d)	Drop/Handle (e)	Win or (Loss) Percentage (f)
<b>Table and Other Games:</b>					
1	Blackjack	60	\$ 4,035,231	\$ 40,654,436	9.9%
2	Craps	12	(1,069,118)	16,847,208	-6.3%
3	Roulette	13	1,519,269	6,921,892	21.9%
4	Big Six	1	56,066	119,612	46.9%
5	Baccarat	1	239,687	974,406	24.6%
6	Minibaccarat	10	1,904,454	14,339,264	13.3%
7	Other Games - (Page 2)	33	4,022,602	14,543,046	27.7%
8	Subtotal - Table and Other Games	130	10,708,191	\$ 94,399,864	11.3%
9	Poker	70	1,673,107		
10	<b>Total - Table and Other Games</b>	<b>200</b>	<b>\$ 12,381,298</b>		
<b>Slot Machines:</b>					
11	\$ .01 and .02 Slot Machines	893	\$ 8,181,125	\$ 69,097,905	11.8%
12	\$ .05 Slot Machines	397	3,447,025	34,876,127	9.9%
13	\$ .25 Slot Machines	888	5,444,096	62,402,057	8.7%
14	\$ .50 Slot Machines	54	391,361	3,331,185	11.7%
15	\$ 1.00 Slot Machines	402	4,155,839	63,580,359	6.5%
16	\$ 5.00 Slot Machines	91	1,072,883	23,229,530	4.6%
17	\$ 25.00 Slot Machines	12	211,821	4,508,350	4.7%
18	\$100.00 Slot Machines	18	817,071	8,029,400	10.2%
19	Multi-denominational Slot Machines	413	3,913,339	51,492,636	7.6%
20	Other Slot Machines	41	563,864	6,704,739	8.4%
21	<b>Total - Slot Machines</b>	<b>3,209</b>	<b>\$ 28,198,424</b>	<b>\$ 327,252,288</b>	<b>8.6%</b>
22	<b>Total Gross Revenue</b>		<b>\$ 40,579,722</b>		

#### TAX ON GROSS REVENUE

23	Year-to-Date Table and Other Games Gross Revenue.....	\$ 96,756,591
24	Year-to-Date Slot Machine Gross Revenue.....	176,130,354
25	Year-to-Date Total Gross Revenue.....	<b>\$ 272,886,945</b>
26	Adjustments .....	<b>\$ 31,170</b>
27	Year-To-Date Taxable Gross Revenue .....	<b>\$ 272,918,115</b>
28	Tax on Gross Revenue (8% of line 27).....	\$ 21,833,449
29	Less - Total Tax Paid in Prior Months.....	18,586,966
30	<b>Total Tax Required for this Month (line 28 less line 29).....</b>	<b>\$ 3,246,483</b>
31	Total Progressive Payout Liability - End of Month.....	\$ 906,223
32	Authorized Casino Square Footage - End of Month.....	154,616
33	Authorized Simulcasting Square Footage - End of Month.....	12,483
34	Simulcasting Revenue for the Month.....	\$ 83,615
35	Simulcasting Handle for the Month.....	\$ 1,013,960

Under penalties of perjury, I declare that I have examined this report, and to the best of my knowledge and belief, it is true and complete

January 29, 2009  
DATE

  
Ford Palmer

**TRUMP TAJ MAHAL CASINO RESORT**  
**MONTHLY GROSS REVENUE TAX RETURN**  
**SCHEDULE OF OTHER GAMES**  
**FOR THE MONTH OF JULY, 2008**

Line (a)	Type of Game (b)	Authorized Units (c)	Win or (Loss) (d)	Drop (e)	Win or (Loss) Percentage (f)
1	Red Dog				
2	Sic Bo	1	43,996	119,333	36.9%
3	Pai Gow Poker	4	550,847	2,038,832	27.0%
4	Pai Gow	3	214,494	1,196,258	17.9%
5	Pokette				
6	Double Down Stud Poker				
7	Keno	2	25,104	80,780	31.1%
8	Caribbean Stud Poker	2	133,564	563,653	23.7%
9	Let it Ride Poker	3	225,857	1,022,562	22.1%
10	Super 7 1/2				
11	Mini-Craps				
12	Three Card Poker	9	1,375,073	4,651,609	29.6%
13	Caribbean Draw Poker				
14	Mini-Dice				
15	Fast Action Hold 'Em				
16	Casino War				
17	Countdown				
18	Spanish 21	4	593,832	1,950,206	30.4%
19	Colorado Hold'Em Poker				
20	Multi-Bacc				
21	Wild Aruba Stud Poker				
22	Monopoly Poker				
23	Table Slots				
24	Rainbow Dice				
25	Triple Shot				
26	Blackjack Switch				
27	Let's Get Wild Poker				
28	Boston 5 Stud Poker				
29	Double Cross Poker				
30	Double Attack Blackjack	1	129,247	583,974	22.1%
31	Shao Pai Gow				
32	6 to 5 Blackjack				
33	Four Card Poker	2	483,332	1,311,398	36.9%
34	Suspense 21				
35	Two Card Royal				
36	Player's Choice Poker				
37	Superfun 21				
38	Hawaii Hi-Lo				
39	Texas Hold 'Em Bonus Poker	2	247,256	1,024,441	24.1%
40	House Way Pai Gow Poker				
41	Flop Poker				
42	Two Card Joker Poker				
43	Ultimate Texas Hold 'Em				
44	Asia Poker				
45	Winner's Pot Poker				
	Total -(Must agree with line 7 on Pg 1)	33	\$ 4,022,602	\$ 14,543,046	27.7%