

ATLANTIC CITY HILTON (RIH ACQUISITIONS N.J., LLC)

MONTHLY GROSS REVENUE TAX RETURN

FOR THE MONTH OF AUGUST, 2008

CASINO WIN - CURRENT MONTH

Line (a)	Type of Game (b)	Authorized Units (c)	Win or (Loss) (d)	Drop/Handle (e)	Win or (Loss) Percentage (f)
Table and Other Games:					
1	Blackjack	46	\$ 2,098,101	\$ 18,019,244	11.6%
2	Craps	8	534,805	5,906,738	9.1%
3	Roulette	8	452,703	2,379,539	19.0%
4	Big Six	1	16,831	39,339	42.8%
5	Baccarat	1	394,526	1,721,145	22.9%
6	Minibaccarat	16	1,010,527	14,848,671	6.8%
7	Other Games - (Page 2)	28	1,530,245	8,747,381	17.5%
8	Subtotal - Table and Other Games	108	6,037,738	\$ 51,662,057	11.7%
9	Poker	14	166,681		
10	Total - Table and Other Games	122	\$ 6,204,419		
Slot Machines:					
11	\$.01 and .02 Slot Machines	573	\$ 4,628,494	\$ 37,973,203	12.2%
12	\$.05 Slot Machines	202	1,459,454	16,262,821	9.0%
13	\$.25 Slot Machines	774	4,037,747	46,662,180	8.7%
14	\$.50 Slot Machines	74	493,381	5,301,078	9.3%
15	\$ 1.00 Slot Machines	283	3,086,572	44,849,944	6.9%
16	\$ 5.00 Slot Machines	63	1,243,952	18,423,100	6.8%
17	\$ 25.00 Slot Machines	13	27,629	1,505,750	1.8%
18	\$100.00 Slot Machines	20	442,597	11,005,100	4.0%
19	Multi-denominational Slot Machines	266	1,765,326	16,743,419	10.5%
20	Other Slot Machines	34	529,378	8,874,184	6.0%
21	Total - Slot Machines	2,302	\$ 17,714,530	\$ 207,600,779	8.5%
22	Total Casino Win		\$ 23,918,949		

TAX ON GROSS REVENUE

23	Year-to-Date Table and Other Games Win	\$ 55,166,686
24	Year-to-Date Slot Machine Win	126,920,253
25	Year-to-Date Total Casino Win	\$ 182,086,939
26	Adjustments	
27	Year-To-Date Gross Revenue	\$ 182,086,939
28	Deduction for Eligible Promotional Gaming Credits	
29	Year-To-Date Taxable Gross Revenue	\$ 182,086,939
30	Gross Revenue Tax (8% of line 29).....	\$ 14,566,955
31	Less - Total Tax Paid in Prior Months.....	12,653,439
32	Total Tax Required for this Month (line 30 less line 31).....	\$ 1,913,516
33	Total Progressive Payout Liability - End of Month.....	\$ 1,214,236
34	Authorized Casino Square Footage - End of Month.....	75,374
35	Authorized Simulcasting Square Footage - End of Month.....	
36	Simulcasting Revenue for the Month.....	
37	Simulcasting Handle for the Month.....	
38	Promotional Gaming Credits Wagered for the Month.....	\$ 385,317

Under penalties of perjury, I declare that I have examined this report, and to the best of my knowledge and belief, it is true and complete.

January 29, 2009
DATE



JOANNE MCKENSIE

CASINO CONTROLLER (1231-11)
TITLE (LICENSE NUMBER)

ATLANTIC CITY HILTON (RIH ACQUISITIONS N.J., LLC)
MONTHLY GROSS REVENUE TAX RETURN
SCHEDULE OF OTHER GAMES
FOR THE MONTH OF AUGUST, 2008

Line (a)	Type of Game (b)	Authorized Units (c)	Win or (Loss) (d)	Drop (e)	Win or (Loss) Percentage (f)
1	Red Dog				
2	Sic Bo	1	38,573	140,073	27.5%
3	Pai Gow Poker	4	241,714	1,398,257	17.3%
4	Pai Gow	4	204,382	1,705,651	12.0%
5	Pokette				
6	Double Down Stud Poker				
7	Keno				
8	Caribbean Stud Poker	1	61,304	236,231	26.0%
9	Let it Ride Poker	3	184,957	855,378	21.6%
10	Super 7 1/2				
11	Mini-Craps				
12	Three Card Poker	8	476,041	2,737,979	17.4%
13	Caribbean Draw Poker				
14	Mini-Dice				
15	Fast Action Hold 'Em				
16	Casino War				
17	Countdown				
18	Spanish 21	3	164,166	716,847	22.9%
19	Colorado Hold'Em Poker				
20	Multi-Bacc				
21	Wild Aruba Stud Poker				
22	Monopoly Poker				
23	Table Slots				
24	Rainbow Dice				
25	Triple Shot				
26	Blackjack Switch				
27	Let's Get Wild Poker				
28	Boston 5 Stud Poker				
29	Double Cross Poker				
30	Double Attack Blackjack	1	23,792	81,852	29.1%
31	Shao Pai Gow				
32	6 to 5 Blackjack				
33	Four Card Poker	1	63,058	349,767	18.0%
34	Suspense 21				
35	Two Card Royal				
36	Player's Choice Poker				
37	Superfun 21				
38	Hawaii Hi-Lo				
39	Texas Hold 'Em Bonus Poker	1	2,861	229,685	1.2%
40	House Way Pai Gow Poker				
41	Flop Poker				
42	Two Card Joker Poker				
43	Ultimate Texas Hold 'Em				
44	Asia Poker	1	69,397	295,661	23.5%
45	Winner's Pot Poker				
	Total -(Must agree with line 7 on Pg 1)	28	\$ 1,530,245	\$ 8,747,381	17.5%

BALLY'S ATLANTIC CITY

MONTHLY GROSS REVENUE TAX RETURN

FOR THE MONTH OF AUGUST, 2008

CASINO WIN - CURRENT MONTH

Line (a)	Type of Game (b)	Authorized Units (c)	Win or (Loss) (d)	Drop/Handle (e)	Win or (Loss) Percentage (f)
Table and Other Games:					
1	Blackjack	70	\$ 5,312,907	\$ 38,384,117	13.8%
2	Craps	11	56,815	13,031,612	0.4%
3	Roulette	21	1,986,662	11,174,008	17.8%
4	Big Six	2	247,005	519,575	47.5%
5	Baccarat	2	140,607	2,631,521	5.3%
6	Minibaccarat	14	2,886,998	15,977,997	18.1%
7	Other Games - (Page 2)	61	4,856,433	22,113,741	22.0%
8	Subtotal - Table and Other Games	181	15,487,427	\$ 103,832,571	14.9%
9	Poker	27	383,575		
10	Total - Table and Other Games	208	\$ 15,871,002		

Slot Machines:					
11	\$.01 and .02 Slot Machines	938	\$ 8,589,790	\$ 66,055,872	13.0%
12	\$.05 Slot Machines	833	5,602,907	50,219,357	11.2%
13	\$.25 Slot Machines	1,763	11,034,794	122,931,525	9.0%
14	\$.50 Slot Machines	166	1,437,414	15,371,869	9.4%
15	\$ 1.00 Slot Machines	458	5,531,597	83,412,213	6.6%
16	\$ 5.00 Slot Machines	102	2,517,561	38,221,075	6.6%
17	\$ 25.00 Slot Machines	21	465,057	6,880,425	6.8%
18	\$100.00 Slot Machines	13	204,958	3,036,600	6.7%
19	Multi-denominational Slot Machines	458	4,439,880	53,754,716	8.3%
20	Other Slot Machines	40	689,201	9,151,624	7.5%
21	Total - Slot Machines	4,792	\$ 40,513,159	\$ 449,035,276	9.0%
22	Total Casino Win		\$ 56,384,161		


TAX ON GROSS REVENUE

23	Year-to-Date Table and Other Games Win	\$ 119,333,250
24	Year-to-Date Slot Machine Win	282,802,362
25	Year-to-Date Total Casino Win	\$ 402,135,612
26	Adjustments	
27	Year-To-Date Gross Revenue	\$ 402,135,612
28	Deduction for Eligible Promotional Gaming Credits	
29	Year-To-Date Taxable Gross Revenue	\$ 402,135,612
30	Gross Revenue Tax (8% of line 29).....	\$ 32,170,849
31	Less - Total Tax Paid in Prior Months.....	27,660,116
32	Total Tax Required for this Month (line 30 less line 31).....	\$ 4,510,733
33	Total Progressive Payout Liability - End of Month.....	\$ 2,174,695
34	Authorized Casino Square Footage - End of Month.....	173,897
35	Authorized Simulcasting Square Footage - End of Month.....	36,978
36	Simulcasting Revenue for the Month.....	\$ 167,723
37	Simulcasting Handle for the Month.....	\$ 1,914,044
38	Promotional Gaming Credits Wagered for the Month.....	\$ 2,710

Under penalties of perjury, I declare that I have examined this report, and to the best of my knowledge and belief, it is true and complete.

January 29, 2009

DATE



William Pangoras

Operations Controller/(1792-11)
TITLE (LICENSE NUMBER)

**BALLY'S ATLANTIC CITY
MONTHLY GROSS REVENUE TAX RETURN
SCHEDULE OF OTHER GAMES
FOR THE MONTH OF AUGUST, 2008**

Line (a)	Type of Game (b)	Authorized Units (c)	Win or (Loss) (d)	Drop (e)	Win or (Loss) Percentage (f)
1	Red Dog				
2	Sic Bo	1	19,536	85,151	22.9%
3	Pai Gow Poker	8	608,613	2,612,093	23.3%
4	Pai Gow	3	333,098	2,444,845	13.6%
5	Pokette				
6	Double Down Stud Poker				
7	Keno	4	28,158	70,149	40.1%
8	Caribbean Stud Poker	2	150,362	969,866	15.5%
9	Let it Ride Poker	4	314,906	1,596,778	19.7%
10	Super 7 1/2				
11	Mini-Craps				
12	Three Card Poker	16	1,623,209	6,612,709	24.5%
13	Caribbean Draw Poker				
14	Mini-Dice				
15	Fast Action Hold 'Em				
16	Casino War				
17	Countdown				
18	Spanish 21	7	561,024	2,653,229	21.1%
19	Colorado Hold'Em Poker				
20	Multi-Bacc				
21	Wild Aruba Stud Poker				
22	Monopoly Poker				
23	Table Slots				
24	Rainbow Dice				
25	Triple Shot				
26	Blackjack Switch				
27	Let's Get Wild Poker				
28	Boston 5 Stud Poker				
29	Double Cross Poker				
30	Double Attack Blackjack				
31	Shao Pai Gow				
32	6 to 5 Blackjack				
33	Four Card Poker	6	467,947	2,207,582	21.2%
34	Suspense 21				
35	Two Card Royal				
36	Player's Choice Poker				
37	Superfun 21				
38	Hawaii Hi-Lo				
39	Texas Hold 'Em Bonus Poker	7	518,990	1,897,226	27.4%
40	House Way Pai Gow Poker				
41	Flop Poker				
42	Two Card Joker Poker				
43	Ultimate Texas Hold 'Em				
44	Asia Poker	2	188,585	827,667	22.8%
45	Winner's Pot Poker	1	42,005	136,446	30.8%
	Total -(Must agree with line 7 on Pg 1)	61	\$ 4,856,433	\$ 22,113,741	22.0%

BORGATA HOTEL CASINO AND SPA MONTHLY GROSS REVENUE TAX RETURN FOR THE MONTH OF AUGUST, 2008

CASINO WIN - CURRENT MONTH

Line (a)	Type of Game (b)	Authorized Units (c)	Win or (Loss) (d)	Drop/Handle (e)	Win or (Loss) Percentage (f)
Table and Other Games:					
1	Blackjack	87	\$ 12,245,613	\$ 99,780,916	12.3%
2	Craps	14	4,332,431	24,093,003	18.0%
3	Roulette	21	3,060,099	15,846,289	19.3%
4	Big Six	1	73,190	199,442	36.7%
5	Baccarat	2	1,130,501	6,358,040	17.8%
6	Minibaccarat	8	1,455,483	7,314,705	19.9%
7	Other Games - (Page 2)	49	5,992,745	25,597,243	23.4%
8	Subtotal - Table and Other Games	182	28,290,062	\$ 179,189,638	15.8%
9	Poker	85	2,820,994		
10	Total - Table and Other Games	267	\$ 31,111,056		
Slot Machines:					
11	\$.01 and .02 Slot Machines	787	\$ 10,156,758	\$ 96,729,801	10.5%
12	\$.05 Slot Machines	1,127	9,134,737	104,839,962	8.7%
13	\$.25 Slot Machines	774	5,311,663	67,111,622	7.9%
14	\$.50 Slot Machines	121	1,090,840	10,968,234	9.9%
15	\$ 1.00 Slot Machines	290	4,749,895	60,849,572	7.8%
16	\$ 5.00 Slot Machines	90	2,776,525	44,490,210	6.2%
17	\$ 25.00 Slot Machines	20	674,493	18,853,800	3.6%
18	\$100.00 Slot Machines	12	533,508	10,245,000	5.2%
19	Multi-denominational Slot Machines	650	10,337,368	161,538,631	6.4%
20	Other Slot Machines	59	1,294,422	21,782,398	5.9%
21	Total - Slot Machines	3,930	\$ 46,060,209	\$ 597,409,230	7.7%
22	Total Casino Win		\$ 77,171,265		


TAX ON GROSS REVENUE

23	Year-to-Date Table and Other Games Win	\$ 210,362,539
24	Year-to-Date Slot Machine Win	297,612,024
25	Year-to-Date Total Casino Win	\$ 507,974,563
26	Adjustments	\$ 205
27	Year-To-Date Gross Revenue	\$ 507,974,768
28	Deduction for Eligible Promotional Gaming Credits	
29	Year-To-Date Taxable Gross Revenue	\$ 507,974,768
30	Gross Revenue Tax (8% of line 29).....	\$ 40,637,981
31	Less - Total Tax Paid in Prior Months.....	34,464,280
32	Total Tax Required for this Month (line 30 less line 31).....	\$ 6,173,701
33	Total Progressive Payout Liability - End of Month.....	\$ 701,515
34	Authorized Casino Square Footage - End of Month.....	136,794
35	Authorized Simulcasting Square Footage - End of Month.....	23,620
36	Simulcasting Revenue for the Month.....	\$ 371,162
37	Simulcasting Handle for the Month.....	\$ 4,413,459
38	Promotional Gaming Credits Wagered for the Month.....	\$ 3,658,969

Under penalties of perjury, I declare that I have examined this report, and to the best of my knowledge and belief, it is true and complete.

January 29, 2009

DATE



Betty J. Parker

Casino Controller Lic. #8038-11

**BORGATA HOTEL CASINO AND SPA
MONTHLY GROSS REVENUE TAX RETURN
SCHEDULE OF OTHER GAMES
FOR THE MONTH OF AUGUST, 2008**

Line (a)	Type of Game (b)	Authorized Units (c)	Win or (Loss) (d)	Drop (e)	Win or (Loss) Percentage (f)
1	Red Dog				
2	Sic Bo				
3	Pai Gow Poker	6	1,147,604	2,825,566	40.6%
4	Pai Gow	2	107,440	941,799	11.4%
5	Pokette				
6	Double Down Stud Poker				
7	Keno				
8	Caribbean Stud Poker	3	173,590	1,199,265	14.5%
9	Let it Ride Poker	5	531,461	3,052,170	17.4%
10	Super 7 1/2				
11	Mini-Craps				
12	Three Card Poker	16	2,203,559	10,329,621	21.3%
13	Caribbean Draw Poker				
14	Mini-Dice				
15	Fast Action Hold 'Em				
16	Casino War				
17	Countdown				
18	Spanish 21	5	550,862	2,199,046	25.1%
19	Colorado Hold'Em Poker				
20	Multi-Bacc				
21	Wild Aruba Stud Poker				
22	Monopoly Poker				
23	Table Slots				
24	Rainbow Dice				
25	Triple Shot				
26	Blackjack Switch				
27	Let's Get Wild Poker				
28	Boston 5 Stud Poker				
29	Double Cross Poker				
30	Double Attack Blackjack				
31	Shao Pai Gow				
32	6 to 5 Blackjack				
33	Four Card Poker	5	747,691	2,738,710	27.3%
34	Suspense 21				
35	Two Card Royal				
36	Player's Choice Poker				
37	Superfun 21				
38	Hawaii Hi-Lo				
39	Texas Hold 'Em Bonus Poker	5	421,304	1,510,329	27.9%
40	House Way Pai Gow Poker				
41	Flop Poker				
42	Two Card Joker Poker				
43	Ultimate Texas Hold 'Em				
44	Asia Poker	2	109,234	800,737	13.6%
45	Winner's Pot Poker				
	Total -(Must agree with line 7 on Pg 1)	49	\$ 5,992,745	\$ 25,597,243	23.4%

CAESARS ATLANTIC CITY

MONTHLY GROSS REVENUE TAX RETURN

FOR THE MONTH OF AUGUST, 2008

CASINO WIN - CURRENT MONTH

AMENDED 1/29/09

Line (a)	Type of Game (b)	Authorized Units (c)	Win or (Loss) (d)	Drop/Handle (e)	Win or (Loss) Percentage (f)
Table and Other Games:					
1	Blackjack	48	\$ 4,951,061	\$ 49,320,235	10.0%
2	Craps	13	5,007,098	26,325,537	19.0%
3	Roulette	16	3,567,186	12,748,121	28.0%
4	Big Six	1	137,265	369,052	37.2%
5	Baccarat	1	672,180	1,636,197	41.1%
6	Minibaccarat	12	2,356,341	16,600,862	14.2%
7	Other Games - (Page 2)	50	5,624,769	23,114,899	24.3%
8	Subtotal - Table and Other Games	141	22,315,900	\$ 130,114,903	17.2%
9	Poker	24	716,853		
10	Total - Table and Other Games	165	\$ 23,032,753		

Slot Machines:					
11	\$.01 and .02 Slot Machines	792	\$ 10,836,869	\$ 89,366,118	12.1%
12	\$.05 Slot Machines	440	4,688,806	38,607,460	12.1%
13	\$.25 Slot Machines	834	6,016,975	59,848,292	10.1%
14	\$.50 Slot Machines	138	1,197,444	11,110,856	10.8%
15	\$ 1.00 Slot Machines	390	5,414,400	61,585,399	8.8%
16	\$ 5.00 Slot Machines	98	2,618,237	40,909,950	6.4%
17	\$ 25.00 Slot Machines	15	596,886	8,739,175	6.8%
18	\$100.00 Slot Machines	18	1,161,760	12,937,200	9.0%
19	Multi-denominational Slot Machines	301	2,998,765	44,268,950	6.8%
20	Other Slot Machines	66	1,902,947	34,999,825	5.4%
21	Total - Slot Machines	3,092	\$ 37,433,089	\$ 402,373,225	9.3%
22	Total Casino Win		\$ 60,465,842		

TAX ON GROSS REVENUE

23	Year-to-Date Table and Other Games Win	\$ 149,953,050
24	Year-to-Date Slot Machine Win	234,328,535
25	Year-to-Date Total Casino Win	\$ 384,281,585
26	Adjustments	\$ 55,267
27	Year-To-Date Gross Revenue	\$ 384,336,852
28	Deduction for Eligible Promotional Gaming Credits	
29	Year-To-Date Taxable Gross Revenue	\$ 384,336,852
30	Gross Revenue Tax (8% of line 29).....	\$ 30,746,948
31	Less - Total Tax Paid in Prior Months.....	25,908,908
32	Total Tax Required for this Month (line 30 less line 31).....	\$ 4,838,040
33	Total Progressive Payout Liability - End of Month.....	\$ 1,122,608
34	Authorized Casino Square Footage - End of Month.....	114,600
35	Authorized Simulcasting Square Footage - End of Month.....	30,374
36	Simulcasting Revenue for the Month.....	\$ 85,237
37	Simulcasting Handle for the Month.....	\$ 1,211,205
38	Promotional Gaming Credits Wagered for the Month.....	

Under penalties of perjury, I declare that I have examined this report, and to the best of my knowledge and belief, it is true and complete.

January 29, 2009

DATE



Donna Hogan

Operations Controller (7156-11)
TITLE (LICENSE NUMBER)

**CAESARS ATLANTIC CITY
MONTHLY GROSS REVENUE TAX RETURN
SCHEDULE OF OTHER GAMES
FOR THE MONTH OF AUGUST, 2008**

Line (a)	Type of Game (b)	Authorized Units (c)	Win or (Loss) (d)	Drop (e)	Win or (Loss) Percentage (f)
1	Red Dog				
2	Sic Bo	1	119,264	425,538	28.0%
3	Pai Gow Poker	6	865,925	3,320,892	26.1%
4	Pai Gow	5	710,254	3,326,305	21.4%
5	Pokette				
6	Double Down Stud Poker				
7	Keno	3	47,458	149,322	31.8%
8	Caribbean Stud Poker	3	173,674	765,502	22.7%
9	Let it Ride Poker	3	220,996	1,182,286	18.7%
10	Super 7 1/2				
11	Mini-Craps				
12	Three Card Poker	11	1,766,426	6,352,625	27.8%
13	Caribbean Draw Poker				
14	Mini-Dice				
15	Fast Action Hold 'Em				
16	Casino War				
17	Countdown				
18	Spanish 21	7	612,396	2,483,142	24.7%
19	Colorado Hold'Em Poker				
20	Multi-Bacc				
21	Wild Aruba Stud Poker				
22	Monopoly Poker				
23	Table Slots				
24	Rainbow Dice				
25	Triple Shot				
26	Blackjack Switch				
27	Let's Get Wild Poker				
28	Boston 5 Stud Poker				
29	Double Cross Poker				
30	Double Attack Blackjack	1	51,338	426,357	12.0%
31	Shao Pai Gow				
32	6 to 5 Blackjack				
33	Four Card Poker	4	508,494	2,088,625	24.3%
34	Suspense 21				
35	Two Card Royal				
36	Player's Choice Poker				
37	Superfun 21				
38	Hawaii Hi-Lo				
39	Texas Hold 'Em Bonus Poker	4	307,476	1,175,542	26.2%
40	House Way Pai Gow Poker				
41	Flop Poker				
42	Two Card Joker Poker				
43	Ultimate Texas Hold 'Em				
44	Asia Poker	2	241,068	1,418,763	17.0%
45	Winner's Pot Poker				
	Total -(Must agree with line 7 on Pg 1)	50	\$ 5,624,769	\$ 23,114,899	24.3%

HARRAH'S RESORT

MONTHLY GROSS REVENUE TAX RETURN

FOR THE MONTH OF AUGUST, 2008

CASINO WIN - CURRENT MONTH

Line (a)	Type of Game (b)	Authorized Units (c)	Win or (Loss) (d)	Drop/Handle (e)	Win or (Loss) Percentage (f)
Table and Other Games:					
1	Blackjack	53	\$ 3,348,873	\$ 29,606,993	11.3%
2	Craps	6	3,887,927	13,476,608	28.8%
3	Roulette	12	1,399,040	6,410,939	21.8%
4	Big Six	1	42,985	127,947	33.6%
5	Baccarat	0	0	0	0.0%
6	Minibaccarat	5	(456,757)	4,301,339	-10.6%
7	Other Games - (Page 2)	32	2,736,456	12,615,291	21.7%
8	Subtotal - Table and Other Games	109	10,958,524	\$ 66,539,117	16.5%
9	Poker	40	574,632		
10	Total - Table and Other Games	149	\$ 11,533,156		

Slot Machines:					
11	\$.01 and .02 Slot Machines	351	\$ 5,174,912	\$ 49,999,256	10.3%
12	\$.05 Slot Machines	546	7,595,880	68,308,094	11.1%
13	\$.25 Slot Machines	799	9,372,208	81,834,262	11.5%
14	\$.50 Slot Machines	34	550,024	4,794,208	11.5%
15	\$ 1.00 Slot Machines	320	5,637,240	61,430,532	9.2%
16	\$ 5.00 Slot Machines	84	1,162,925	22,565,995	5.2%
17	\$ 25.00 Slot Machines	16	266,916	9,421,800	2.8%
18	\$100.00 Slot Machines	10	542,402	4,788,400	11.3%
19	Multi-denominational Slot Machines	1,265	16,410,342	213,618,573	7.7%
20	Other Slot Machines	24	309,413	6,730,552	4.6%
21	Total - Slot Machines	3,449	\$ 47,022,262	\$ 523,491,672	9.0%
22	Total Casino Win		\$ 58,555,418		

TAX ON GROSS REVENUE

23	Year-to-Date Table and Other Games Win	\$ 64,810,276
24	Year-to-Date Slot Machine Win	313,790,045
25	Year-to-Date Total Casino Win	\$ 378,600,321
26	Adjustments	\$ 12,894
27	Year-To-Date Gross Revenue	\$ 378,613,215
28	Deduction for Eligible Promotional Gaming Credits	
29	Year-To-Date Taxable Gross Revenue	\$ 378,613,215
30	Gross Revenue Tax (8% of line 29).....	\$ 30,289,057
31	Less - Total Tax Paid in Prior Months.....	25,604,621
32	Total Tax Required for this Month (line 30 less line 31).....	\$ 4,684,436
33	Total Progressive Payout Liability - End of Month.....	\$ 1,036,904
34	Authorized Casino Square Footage - End of Month.....	163,231
35	Authorized Simulcasting Square Footage - End of Month.....	569
36	Simulcasting Revenue for the Month.....	\$ 56,450
37	Simulcasting Handle for the Month.....	\$ 681,603
38	Promotional Gaming Credits Wagered for the Month.....	\$ 39,950

Under penalties of perjury, I declare that I have examined this report, and to the best of my knowledge and belief, it is true and complete.

January 29, 2009

DATE



Joseph Lodise

Operations Controller (008900-11)
TITLE (LICENSE NUMBER)

HARRAH'S RESORT
MONTHLY GROSS REVENUE TAX RETURN
SCHEDULE OF OTHER GAMES
FOR THE MONTH OF AUGUST, 2008

Line (a)	Type of Game (b)	Authorized Units (c)	Win or (Loss) (d)	Drop (e)	Win or (Loss) Percentage (f)
1	Red Dog				
2	Sic Bo				
3	Pai Gow Poker	2	159,110	774,440	20.5%
4	Pai Gow	1	88,517	395,782	22.4%
5	Pokette				
6	Double Down Stud Poker				
7	Keno	4	59,385	195,240	30.4%
8	Caribbean Stud Poker	1	55,963	337,126	16.6%
9	Let it Ride Poker	4	459,385	2,105,228	21.8%
10	Super 7 1/2				
11	Mini-Craps				
12	Three Card Poker	11	1,286,095	5,433,098	23.7%
13	Caribbean Draw Poker				
14	Mini-Dice				
15	Fast Action Hold 'Em				
16	Casino War				
17	Countdown				
18	Spanish 21	2	83,765	552,774	15.2%
19	Colorado Hold'Em Poker				
20	Multi-Bacc				
21	Wild Aruba Stud Poker				
22	Monopoly Poker				
23	Table Slots				
24	Rainbow Dice				
25	Triple Shot				
26	Blackjack Switch				
27	Let's Get Wild Poker				
28	Boston 5 Stud Poker				
29	Double Cross Poker				
30	Double Attack Blackjack	2	145,991	478,227	30.5%
31	Shao Pai Gow				
32	6 to 5 Blackjack				
33	Four Card Poker	2	132,970	923,844	14.4%
34	Suspense 21				
35	Two Card Royal				
36	Player's Choice Poker				
37	Superfun 21				
38	Hawaii Hi-Lo				
39	Texas Hold 'Em Bonus Poker	1	99,058	474,410	20.9%
40	House Way Pai Gow Poker				
41	Flop Poker	2	166,217	945,122	17.6%
42	Two Card Joker Poker				
43	Ultimate Texas Hold 'Em				
44	Asia Poker				
45	Winner's Pot Poker				
	Total -(Must agree with line 7 on Pg 1)	32	\$ 2,736,456	\$ 12,615,291	21.7%

RESORTS ATLANTIC CITY

MONTHLY GROSS REVENUE TAX RETURN

FOR THE MONTH OF AUGUST, 2008

CASINO WIN - CURRENT MONTH

Line (a)	Type of Game (b)	Authorized Units (c)	Win or (Loss) (d)	Drop/Handle (e)	Win or (Loss) Percentage (f)
Table and Other Games:					
1	Blackjack	32	\$ 1,577,030	\$ 13,751,677	11.5%
2	Craps	5	735,247	4,096,025	18.0%
3	Roulette	10	715,789	2,930,557	24.4%
4	Big Six	1	4,226	8,970	47.1%
5	Baccarat	2	98,422	1,474,396	6.7%
6	Minibaccarat	15	1,338,999	10,923,500	12.3%
7	Other Games - (Page 2)	17	1,097,542	4,630,152	23.7%
8	Subtotal - Table and Other Games	82	5,567,255	\$ 37,815,277	14.7%
9	Poker	5	13,955		
10	Total - Table and Other Games	87	\$ 5,581,210		

Slot Machines:					
11	\$.01 and .02 Slot Machines	572	\$ 4,708,056	\$ 38,525,709	12.2%
12	\$.05 Slot Machines	268	1,156,392	11,503,331	10.1%
13	\$.25 Slot Machines	559	2,860,759	30,778,617	9.3%
14	\$.50 Slot Machines	79	358,472	4,277,138	8.4%
15	\$ 1.00 Slot Machines	205	1,393,878	20,902,120	6.7%
16	\$ 5.00 Slot Machines	68	710,164	10,379,980	6.8%
17	\$ 25.00 Slot Machines	10	259,349	2,810,625	9.2%
18	\$100.00 Slot Machines	10	230,185	2,330,500	9.9%
19	Multi-denominational Slot Machines	774	4,835,813	60,720,592	8.0%
20	Other Slot Machines	20	190,276	3,090,666	6.2%
21	Total - Slot Machines	2,565	\$ 16,703,344	\$ 185,319,278	9.0%
22	Total Casino Win		\$ 22,284,554		

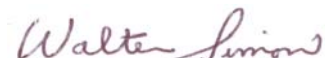
TAX ON GROSS REVENUE

23	Year-to-Date Table and Other Games Win	\$ 41,453,063
24	Year-to-Date Slot Machine Win	127,544,772
25	Year-to-Date Total Casino Win	\$ 168,997,835
26	Adjustments	\$ (15,470)
27	Year-To-Date Gross Revenue	\$ 168,982,365
28	Deduction for Eligible Promotional Gaming Credits	
29	Year-To-Date Taxable Gross Revenue	\$ 168,982,365
30	Gross Revenue Tax (8% of line 29).....	\$ 13,518,589
31	Less - Total Tax Paid in Prior Months.....	11,735,889
32	Total Tax Required for this Month (line 30 less line 31).....	\$ 1,782,700
33	Total Progressive Payout Liability - End of Month.....	\$ 331,206
34	Authorized Casino Square Footage - End of Month.....	99,029
35	Authorized Simulcasting Square Footage - End of Month.....	
36	Simulcasting Revenue for the Month.....	
37	Simulcasting Handle for the Month.....	
38	Promotional Gaming Credits Wagered for the Month.....	\$ 683,314

Under penalties of perjury, I declare that I have examined this report, and to the best of my knowledge and belief, it is true and complete.

January 29, 2009

DATE



Walter Simon

Dir. Operational Accting 3930-11
TITLE (LICENSE NUMBER)

RESORTS ATLANTIC CITY
MONTHLY GROSS REVENUE TAX RETURN
SCHEDULE OF OTHER GAMES
FOR THE MONTH OF AUGUST, 2008

Line (a)	Type of Game (b)	Authorized Units (c)	Win or (Loss) (d)	Drop (e)	Win or (Loss) Percentage (f)
1	Red Dog				
2	Sic Bo				
3	Pai Gow Poker	1	1,952	69,840	2.8%
4	Pai Gow	2	105,859	758,391	14.0%
5	Pokette				
6	Double Down Stud Poker				
7	Keno				
8	Caribbean Stud Poker				
9	Let it Ride Poker	2	139,452	602,012	23.2%
10	Super 7 1/2				
11	Mini-Craps				
12	Three Card Poker	6	597,752	1,974,214	30.3%
13	Caribbean Draw Poker				
14	Mini-Dice				
15	Fast Action Hold 'Em				
16	Casino War				
17	Countdown				
18	Spanish 21	3	175,593	772,249	22.7%
19	Colorado Hold'Em Poker				
20	Multi-Bacc				
21	Wild Aruba Stud Poker				
22	Monopoly Poker				
23	Table Slots				
24	Rainbow Dice				
25	Triple Shot				
26	Blackjack Switch				
27	Let's Get Wild Poker				
28	Boston 5 Stud Poker				
29	Double Cross Poker				
30	Double Attack Blackjack				
31	Shao Pai Gow				
32	6 to 5 Blackjack				
33	Four Card Poker	1	18,713	102,397	18.3%
34	Suspense 21				
35	Two Card Royal				
36	Player's Choice Poker				
37	Superfun 21				
38	Hawaii Hi-Lo				
39	Texas Hold 'Em Bonus Poker	1	14,683	71,256	20.6%
40	House Way Pai Gow Poker				
41	Flop Poker				
42	Two Card Joker Poker				
43	Ultimate Texas Hold 'Em				
44	Asia Poker	1	43,538	279,793	15.6%
45	Winner's Pot Poker				
	Total -(Must agree with line 7 on Pg 1)	17	\$ 1,097,542	\$ 4,630,152	23.7%

SHOWBOAT

MONTHLY GROSS REVENUE TAX RETURN

FOR THE MONTH OF AUGUST, 2008

CASINO WIN - CURRENT MONTH

Line (a)	Type of Game (b)	Authorized Units (c)	Win or (Loss) (d)	Drop/Handle (e)	Win or (Loss) Percentage (f)
Table and Other Games:					
1	Blackjack	45	\$ 2,083,768	\$ 14,916,703	14.0%
2	Craps	5	780,204	4,861,725	16.0%
3	Roulette	9	715,193	3,404,976	21.0%
4	Big Six	1	65,281	166,105	39.3%
5	Baccarat				0.0%
6	Minibaccarat	9	831,579	9,500,054	8.8%
7	Other Games - (Page 2)	22	1,614,655	8,389,135	19.2%
8	Subtotal - Table and Other Games	91	6,090,680	\$ 41,238,698	14.8%
9	Poker	28	403,710		
10	Total - Table and Other Games	119	\$ 6,494,390		

Slot Machines:					
11	\$.01 and .02 Slot Machines	468	\$ 5,805,401	\$ 41,373,271	14.0%
12	\$.05 Slot Machines	180	4,188,422	26,573,578	15.8%
13	\$.25 Slot Machines	370	4,999,717	41,290,104	12.1%
14	\$.50 Slot Machines	24	53,320	1,179,966	4.5%
15	\$ 1.00 Slot Machines	159	1,206,602	28,939,751	4.2%
16	\$ 5.00 Slot Machines	28	134,597	7,922,340	1.7%
17	\$ 25.00 Slot Machines	3	87,393	893,075	9.8%
18	\$100.00 Slot Machines	3	139,135	1,118,600	12.4%
19	Multi-denominational Slot Machines	2,069	12,727,741	149,363,749	8.5%
20	Other Slot Machines	5	21,938	958,570	2.3%
21	Total - Slot Machines	3,309	\$ 29,364,266	\$ 299,613,004	9.8%
22	Total Casino Win		\$ 35,858,656		

TAX ON GROSS REVENUE

23	Year-to-Date Table and Other Games Win	\$ 48,720,674
24	Year-to-Date Slot Machine Win	209,415,225
25	Year-to-Date Total Casino Win	\$ 258,135,899
26	Adjustments	\$ 11,870
27	Year-To-Date Gross Revenue	\$ 258,147,769
28	Deduction for Eligible Promotional Gaming Credits	
29	Year-To-Date Taxable Gross Revenue	\$ 258,147,769
30	Gross Revenue Tax (8% of line 29).....	\$ 20,651,822
31	Less - Total Tax Paid in Prior Months.....	17,783,016
32	Total Tax Required for this Month (line 30 less line 31).....	\$ 2,868,806
33	Total Progressive Payout Liability - End of Month.....	\$ 1,400,820
34	Authorized Casino Square Footage - End of Month.....	124,723
35	Authorized Simulcasting Square Footage - End of Month.....	17,086
36	Simulcasting Revenue for the Month.....	\$ 46,974
37	Simulcasting Handle for the Month.....	\$ 569,915
38	Promotional Gaming Credits Wagered for the Month.....	\$ 17,820

Under penalties of perjury, I declare that I have examined this report, and to the best of my knowledge and belief, it is true and complete.

September 6, 2008

DATE



Gail Myers

Operations Controller 03470-11
TITLE (LICENSE NUMBER)

SHOWBOAT
MONTHLY GROSS REVENUE TAX RETURN
SCHEDULE OF OTHER GAMES
FOR THE MONTH OF AUGUST, 2008

Line (a)	Type of Game (b)	Authorized Units (c)	Win or (Loss) (d)	Drop (e)	Win or (Loss) Percentage (f)
1	Red Dog				
2	Sic Bo				
3	Pai Gow Poker	2	217,371	948,327	22.9%
4	Pai Gow	2	68,176	1,142,739	6.0%
5	Pokette				
6	Double Down Stud Poker				
7	Keno				
8	Caribbean Stud Poker	1	22,462	248,694	9.0%
9	Let it Ride Poker	3	225,304	1,139,657	19.8%
10	Super 7 1/2				
11	Mini-Craps				
12	Three Card Poker	8	641,612	2,741,991	23.4%
13	Caribbean Draw Poker				
14	Mini-Dice				
15	Fast Action Hold 'Em				
16	Casino War				
17	Countdown				
18	Spanish 21	1	92,727	396,436	23.4%
19	Colorado Hold'Em Poker				
20	Multi-Bacc				
21	Wild Aruba Stud Poker				
22	Monopoly Poker				
23	Table Slots				
24	Rainbow Dice				
25	Triple Shot				
26	Blackjack Switch				
27	Let's Get Wild Poker				
28	Boston 5 Stud Poker				
29	Double Cross Poker				
30	Double Attack Blackjack	1	120,424	462,814	26.0%
31	Shao Pai Gow				
32	6 to 5 Blackjack				
33	Four Card Poker	1	40,669	375,390	10.8%
34	Suspense 21				
35	Two Card Royal				
36	Player's Choice Poker				
37	Superfun 21				
38	Hawaii Hi-Lo				
39	Texas Hold 'Em Bonus Poker	2	91,600	484,368	18.9%
40	House Way Pai Gow Poker				
41	Flop Poker	1	94,310	448,719	21.0%
42	Two Card Joker Poker				
43	Ultimate Texas Hold 'Em				
44	Asia Poker				
45	Winner's Pot Poker				
	Total -(Must agree with line 7 on Pg 1)	22	\$ 1,614,655	\$ 8,389,135	19.2%

TROPICANA CASINO & RESORT

MONTHLY GROSS REVENUE TAX RETURN

FOR THE MONTH OF AUGUST, 2008

CASINO WIN - CURRENT MONTH

Line (a)	Type of Game (b)	Authorized Units (c)	Win or (Loss) (d)	Drop/Handle (e)	Win or (Loss) Percentage (f)
Table and Other Games:					
1	Blackjack	72	\$ 3,407,680	\$ 26,729,119	12.7%
2	Craps	8	1,286,887	10,141,614	12.7%
3	Roulette	16	1,537,277	7,697,620	20.0%
4	Big Six	1	52,564	155,822	33.7%
5	Baccarat	1	70,925	1,187,012	6.0%
6	Minibaccarat	7	788,547	5,067,516	15.6%
7	Other Games - (Page 2)	35	2,630,083	11,637,826	22.6%
8	Subtotal - Table and Other Games	140	9,773,963	\$ 62,616,529	15.6%
9	Poker	39	744,755		
10	Total - Table and Other Games	179	\$ 10,518,718		


Slot Machines:					
11	\$.01 and .02 Slot Machines	713	\$ 5,530,845	\$ 46,473,688	11.9%
12	\$.05 Slot Machines	421	2,186,733	23,477,117	9.3%
13	\$.25 Slot Machines	653	4,145,801	50,121,543	8.3%
14	\$.50 Slot Machines	49	317,665	4,537,650	7.0%
15	\$ 1.00 Slot Machines	240	2,681,179	32,996,231	8.1%
16	\$ 5.00 Slot Machines	53	633,379	10,114,425	6.3%
17	\$ 25.00 Slot Machines	15	144,977	2,294,025	6.3%
18	\$100.00 Slot Machines	12	117,950	712,700	16.5%
19	Multi-denominational Slot Machines	1,498	9,201,820	107,949,821	8.5%
20	Other Slot Machines	49	414,294	7,033,924	5.9%
21	Total - Slot Machines	3,703	\$ 25,374,643	\$ 285,711,124	8.9%
22	Total Casino Win		\$ 35,893,361		

TAX ON GROSS REVENUE

23	Year-to-Date Table and Other Games Win	\$ 73,475,492
24	Year-to-Date Slot Machine Win	181,994,253
25	Year-to-Date Total Casino Win	\$ 255,469,745
26	Adjustments	
27	Year-To-Date Gross Revenue	\$ 255,469,745
28	Deduction for Eligible Promotional Gaming Credits	
29	Year-To-Date Taxable Gross Revenue	\$ 255,469,745
30	Gross Revenue Tax (8% of line 29).....	\$ 20,437,580
31	Less - Total Tax Paid in Prior Months.....	17,566,111
32	Total Tax Required for this Month (line 30 less line 31).....	\$ 2,871,469
33	Total Progressive Payout Liability - End of Month.....	\$ 1,076,274
34	Authorized Casino Square Footage - End of Month.....	131,330
35	Authorized Simulcasting Square Footage - End of Month.....	8,380
36	Simulcasting Revenue for the Month.....	\$ 71,033
37	Simulcasting Handle for the Month.....	\$ 816,999
38	Promotional Gaming Credits Wagered for the Month.....	\$ 18,368

Under penalties of perjury, I declare that I have examined this report, and to the best of my knowledge and belief, it is true and complete.

January 29, 2009
DATE


Jeff Bohrer

Casino Controller 7488-11

TROPICANA CASINO & RESORT
MONTHLY GROSS REVENUE TAX RETURN
SCHEDULE OF OTHER GAMES
FOR THE MONTH OF AUGUST, 2008

Line (a)	Type of Game (b)	Authorized Units (c)	Win or (Loss) (d)	Drop (e)	Win or (Loss) Percentage (f)
1	Red Dog				
2	Sic Bo				
3	Pai Gow Poker	4	229,601	863,553	26.6%
4	Pai Gow	3	129,651	778,476	16.7%
5	Pokette				
6	Double Down Stud Poker				
7	Keno				
8	Caribbean Stud Poker	2	15,351	564,880	2.7%
9	Let it Ride Poker	3	176,308	982,165	18.0%
10	Super 7 1/2				
11	Mini-Craps				
12	Three Card Poker	11	1,223,231	4,684,987	26.1%
13	Caribbean Draw Poker				
14	Mini-Dice				
15	Fast Action Hold 'Em				
16	Casino War				
17	Countdown				
18	Spanish 21	5	291,331	1,239,710	23.5%
19	Colorado Hold'Em Poker				
20	Multi-Bacc				
21	Wild Aruba Stud Poker				
22	Monopoly Poker				
23	Table Slots				
24	Rainbow Dice				
25	Triple Shot				
26	Blackjack Switch				
27	Let's Get Wild Poker				
28	Boston 5 Stud Poker				
29	Double Cross Poker				
30	Double Attack Blackjack	1	75,260	205,143	36.7%
31	Shao Pai Gow				
32	6 to 5 Blackjack				
33	Four Card Poker	2	131,890	966,595	13.6%
34	Suspense 21				
35	Two Card Royal				
36	Player's Choice Poker				
37	Superfun 21				
38	Hawaii Hi-Lo				
39	Texas Hold 'Em Bonus Poker	4	357,460	1,352,317	26.4%
40	House Way Pai Gow Poker				
41	Flop Poker				
42	Two Card Joker Poker				
43	Ultimate Texas Hold 'Em				
44	Asia Poker				
45	Winner's Pot Poker				
	Total -(Must agree with line 7 on Pg 1)	35	\$ 2,630,083	\$ 11,637,826	22.6%

TRUMP MARINA

MONTHLY GROSS REVENUE TAX RETURN

FOR THE MONTH OF August, 2008

CASINO WIN - CURRENT MONTH

Line (a)	Type of Game (b)	Authorized Units (c)	Win or (Loss) (d)	Drop/Handle (e)	Win or (Loss) Percentage (f)
Table and Other Games:					
1	Blackjack	34	\$ 1,292,366	\$ 13,373,694	9.7%
2	Craps	6	741,679	5,569,854	13.3%
3	Roulette	6	398,948	1,927,234	20.7%
4	Big Six	0	0	0	0.0%
5	Baccarat	1	98,960	445,628	22.2%
6	Minibaccarat	5	428,712	4,026,285	10.6%
7	Other Games - (Page 2)	22	1,281,318	5,533,796	23.2%
8	Subtotal - Table and Other Games	74	4,241,983	\$ 30,876,491	13.7%
9	Poker				
10	Total - Table and Other Games	74	\$ 4,241,983		


Slot Machines:					
11	\$.01 and .02 Slot Machines	530	\$ 5,183,324	\$ 42,355,016	12.2%
12	\$.05 Slot Machines	374	2,247,430	26,557,472	8.5%
13	\$.25 Slot Machines	482	2,673,878	31,684,571	8.4%
14	\$.50 Slot Machines	51	185,299	4,778,232	3.9%
15	\$ 1.00 Slot Machines	278	2,177,554	31,207,909	7.0%
16	\$ 5.00 Slot Machines	50	480,256	9,196,735	5.2%
17	\$ 25.00 Slot Machines	10	36,557	1,302,125	2.8%
18	\$100.00 Slot Machines	5	128,104	1,007,500	12.7%
19	Multi-denominational Slot Machines	180	1,772,169	19,203,337	9.2%
20	Other Slot Machines	23	318,644	4,875,008	6.5%
21	Total - Slot Machines	1,983	\$ 15,203,215	\$ 172,167,905	8.8%
22	Total Casino Win		\$ 19,445,198		

TAX ON GROSS REVENUE

23	Year-to-Date Table and Other Games Win	\$ 36,288,435
24	Year-to-Date Slot Machine Win	110,332,627
25	Year-to-Date Total Casino Win	\$ 146,621,062
26	Adjustments	\$ 5,879
27	Year-To-Date Gross Revenue	\$ 146,626,941
28	Deduction for Eligible Promotional Gaming Credits	
29	Year-To-Date Taxable Gross Revenue	\$ 146,626,941
30	Gross Revenue Tax (8% of line 29).....	\$ 11,730,155
31	Less - Total Tax Paid in Prior Months.....	10,174,528
32	Total Tax Required for this Month (line 30 less line 31).....	\$ 1,555,627
33	Total Progressive Payout Liability - End of Month.....	\$ 512,691
34	Authorized Casino Square Footage - End of Month.....	78,535
35	Authorized Simulcasting Square Footage - End of Month.....	
36	Simulcasting Revenue for the Month.....	
37	Simulcasting Handle for the Month.....	
38	Promotional Gaming Credits Wagered for the Month.....	\$ 744,120

Under penalties of perjury, I declare that I have examined this report, and to the best of my knowledge and belief, it is true and complete.

January 29, 2009
DATE


Robert Allen

Director of Casino Finance 6793-11
TITLE (LICENSE NUMBER)

TRUMP MARINA
MONTHLY GROSS REVENUE TAX RETURN
SCHEDULE OF OTHER GAMES
FOR THE MONTH OF August, 2008

Line (a)	Type of Game (b)	Authorized Units (c)	Win or (Loss) (d)	Drop (e)	Win or (Loss) Percentage (f)
1	Red Dog				
2	Sic Bo				
3	Pai Gow Poker	2	102,417	463,360	22.1%
4	Pai Gow	2	60,877	401,870	15.1%
5	Pokette				
6	Double Down Stud Poker				
7	Keno				
8	Caribbean Stud Poker	2	52,757	354,051	14.9%
9	Let it Ride Poker	3	252,078	906,183	27.8%
10	Super 7 1/2				
11	Mini-Craps				
12	Three Card Poker	6	507,486	2,113,669	24.0%
13	Caribbean Draw Poker				
14	Mini-Dice				
15	Fast Action Hold 'Em				
16	Casino War				
17	Countdown				
18	Spanish 21	3	96,293	466,884	20.6%
19	Colorado Hold'Em Poker				
20	Multi-Bacc				
21	Wild Aruba Stud Poker				
22	Monopoly Poker				
23	Table Slots				
24	Rainbow Dice				
25	Triple Shot				
26	Blackjack Switch				
27	Let's Get Wild Poker				
28	Boston 5 Stud Poker				
29	Double Cross Poker				
30	Double Attack Blackjack				
31	Shao Pai Gow				
32	6 to 5 Blackjack				
33	Four Card Poker	2	60,825	310,971	19.6%
34	Suspense 21				
35	Two Card Royal				
36	Player's Choice Poker				
37	Superfun 21				
38	Hawaii Hi-Lo				
39	Texas Hold 'Em Bonus Poker	1	73,510	250,481	29.3%
40	House Way Pai Gow Poker				
41	Flop Poker				
42	Two Card Joker Poker				
43	Ultimate Texas Hold 'Em	1	75,075	266,327	28.2%
44	Asia Poker				
45	Winner's Pot Poker				
	Total -(Must agree with line 7 on Pg 1)	22	\$ 1,281,318	\$ 5,533,796	23.2%

TRUMP PLAZA

MONTHLY GROSS REVENUE TAX RETURN

FOR THE MONTH OF AUGUST 2008

CASINO WIN - CURRENT MONTH

Line (a)	Type of Game (b)	Authorized Units (c)	Win or (Loss) (d)	Drop/Handle (e)	Win or (Loss) Percentage (f)
Table and Other Games:					
1	Blackjack	40	\$ 4,011,858	\$ 24,492,350	16.4%
2	Craps	5	1,687,740	7,374,864	22.9%
3	Roulette	9	1,024,415	4,098,754	25.0%
4	Big Six		202	1,743	11.6%
5	Baccarat				0.0%
6	Minibaccarat	10	1,321,636	11,346,974	11.6%
7	Other Games - (Page 2)	21	1,948,995	8,434,989	23.1%
8	Subtotal - Table and Other Games	85	9,994,846	\$ 55,749,674	17.9%
9	Poker	14	45,886		
10	Total - Table and Other Games	99	\$ 10,040,732		

Slot Machines:					
11	\$.01 and .02 Slot Machines	562	\$ 5,493,199	\$ 44,771,340	12.3%
12	\$.05 Slot Machines	342	2,236,872	19,765,234	11.3%
13	\$.25 Slot Machines	588	4,491,431	47,829,983	9.4%
14	\$.50 Slot Machines	108	832,333	12,003,314	6.9%
15	\$ 1.00 Slot Machines	252	2,114,739	30,440,890	6.9%
16	\$ 5.00 Slot Machines	56	887,059	13,079,495	6.8%
17	\$ 25.00 Slot Machines	13	220,737	3,124,150	7.1%
18	\$100.00 Slot Machines	5	73,850	1,335,400	5.5%
19	Multi-denominational Slot Machines	172	1,157,414	24,352,884	4.8%
20	Other Slot Machines	66	586,590	10,394,652	5.6%
21	Total - Slot Machines	2,164	\$ 18,094,224	\$ 207,097,342	8.7%
22	Total Casino Win		\$ 28,134,956		


TAX ON GROSS REVENUE

23	Year-to-Date Table and Other Games Win	\$ 59,891,432
24	Year-to-Date Slot Machine Win	128,318,923
25	Year-to-Date Total Casino Win	\$ 188,210,355
26	Adjustments	\$ 40,447
27	Year-To-Date Gross Revenue	\$ 188,250,802
28	Deduction for Eligible Promotional Gaming Credits	
29	Year-To-Date Taxable Gross Revenue	\$ 188,250,802
30	Gross Revenue Tax (8% of line 29).....	\$ 15,060,064
31	Less - Total Tax Paid in Prior Months.....	12,808,980
32	Total Tax Required for this Month (line 30 less line 31).....	\$ 2,251,084
33	Total Progressive Payout Liability - End of Month.....	\$ 447,786
34	Authorized Casino Square Footage - End of Month.....	95,306
35	Authorized Simulcasting Square Footage - End of Month.....	
36	Simulcasting Revenue for the Month.....	
37	Simulcasting Handle for the Month.....	
38	Promotional Gaming Credits Wagered for the Month.....	

Under penalties of perjury, I declare that I have examined this report, and to the best of my knowledge and belief, it is true and complete.

January 29, 2009

DATE



Casino Controller (1623-11)
TITLE (LICENSE NUMBER)

TRUMP PLAZA
MONTHLY GROSS REVENUE TAX RETURN
SCHEDULE OF OTHER GAMES
FOR THE MONTH OF AUGUST 2008

Line (a)	Type of Game (b)	Authorized Units (c)	Win or (Loss) (d)	Drop (e)	Win or (Loss) Percentage (f)
1	Red Dog				
2	Sic Bo				
3	Pai Gow Poker	2	281,422	877,149	32.1%
4	Pai Gow	2	127,209	828,347	15.4%
5	Pokette				
6	Double Down Stud Poker				
7	Keno				
8	Caribbean Stud Poker				
9	Let it Ride Poker	2	133,388	831,984	16.0%
10	Super 7 1/2				
11	Mini-Craps				
12	Three Card Poker	8	845,011	3,273,315	25.8%
13	Caribbean Draw Poker				
14	Mini-Dice				
15	Fast Action Hold 'Em				
16	Casino War				
17	Countdown				
18	Spanish 21	3	334,137	1,368,326	24.4%
19	Colorado Hold'Em Poker				
20	Multi-Bacc				
21	Wild Aruba Stud Poker				
22	Monopoly Poker				
23	Table Slots				
24	Rainbow Dice				
25	Triple Shot				
26	Blackjack Switch				
27	Let's Get Wild Poker				
28	Boston 5 Stud Poker				
29	Double Cross Poker				
30	Double Attack Blackjack				
31	Shao Pai Gow				
32	6 to 5 Blackjack				
33	Four Card Poker	2	119,827	743,829	16.1%
34	Suspense 21				
35	Two Card Royal				
36	Player's Choice Poker				
37	Superfun 21				
38	Hawaii Hi-Lo				
39	Texas Hold 'Em Bonus Poker	2	108,001	512,039	21.1%
40	House Way Pai Gow Poker				
41	Flop Poker				
42	Two Card Joker Poker				
43	Ultimate Texas Hold 'Em				
44	Asia Poker				
45	Winner's Pot Poker				
	Total -(Must agree with line 7 on Pg 1)	21	\$ 1,948,995	\$ 8,434,989	23.1%

TRUMP TAJ MAHAL CASINO RESORT

MONTHLY GROSS REVENUE TAX RETURN

FOR THE MONTH OF AUGUST, 2008

CASINO WIN - CURRENT MONTH


Line (a)	Type of Game (b)	Authorized Units (c)	Win or (Loss) (d)	Drop/Handle (e)	Win or (Loss) Percentage (f)
Table and Other Games:					
1	Blackjack	60	\$ 6,659,663	\$ 44,655,115	14.9%
2	Craps	12	2,527,397	21,707,891	11.6%
3	Roulette	13	3,651,317	9,377,060	38.9%
4	Big Six	1	68,587	169,311	40.5%
5	Baccarat	1	72,163	632,952	11.4%
6	Minibaccarat	10	1,912,175	15,661,466	12.2%
7	Other Games - (Page 2)	33	3,750,324	14,520,191	25.8%
8	Subtotal - Table and Other Games	130	18,641,626	\$ 106,723,986	17.5%
9	Poker	68	1,680,811		
10	Total - Table and Other Games	198	\$ 20,322,437		
Slot Machines:					
11	\$.01 and .02 Slot Machines	912	\$ 8,740,655	\$ 73,277,775	11.9%
12	\$.05 Slot Machines	384	3,539,140	35,733,635	9.9%
13	\$.25 Slot Machines	895	5,933,928	66,789,583	8.9%
14	\$.50 Slot Machines	54	360,380	3,430,868	10.5%
15	\$ 1.00 Slot Machines	397	4,418,221	69,712,109	6.3%
16	\$ 5.00 Slot Machines	93	1,693,351	26,561,340	6.4%
17	\$ 25.00 Slot Machines	12	386,903	5,147,400	7.5%
18	\$100.00 Slot Machines	18	116,410	4,603,800	2.5%
19	Multi-denominational Slot Machines	417	4,495,072	55,732,591	8.1%
20	Other Slot Machines	41	183,162	7,558,497	2.4%
21	Total - Slot Machines	3,223	\$ 29,867,222	\$ 348,547,598	8.6%
22	Total Casino Win		\$ 50,189,659		

TAX ON GROSS REVENUE

23	Year-to-Date Table and Other Games Win	\$ 117,079,028
24	Year-to-Date Slot Machine Win	205,997,576
25	Year-to-Date Total Casino Win	\$ 323,076,604
26	Adjustments	\$ 35,692
27	Year-To-Date Gross Revenue	\$ 323,112,296
28	Deduction for Eligible Promotional Gaming Credits	
29	Year-To-Date Taxable Gross Revenue	\$ 323,112,296
30	Gross Revenue Tax (8% of line 29).....	\$ 25,848,984
31	Less - Total Tax Paid in Prior Months.....	21,833,449
32	Total Tax Required for this Month (line 30 less line 31).....	\$ 4,015,535
33	Total Progressive Payout Liability - End of Month.....	\$ 903,470
34	Authorized Casino Square Footage - End of Month.....	154,616
35	Authorized Simulcasting Square Footage - End of Month.....	12,483
36	Simulcasting Revenue for the Month.....	\$ 64,526
37	Simulcasting Handle for the Month.....	\$ 1,051,889
38	Promotional Gaming Credits Wagered for the Month.....	\$ 7,855

Under penalties of perjury, I declare that I have examined this report, and to the best of my knowledge and belief, it is true and complete.

January 29, 2009
DATE


Ford Palmer

Casino Controller 4086-11
TITLE (LICENSE NUMBER)

TRUMP TAJ MAHAL CASINO RESORT
MONTHLY GROSS REVENUE TAX RETURN
SCHEDULE OF OTHER GAMES
FOR THE MONTH OF AUGUST, 2008

Line (a)	Type of Game (b)	Authorized Units (c)	Win or (Loss) (d)	Drop (e)	Win or (Loss) Percentage (f)
1	Red Dog				
2	Sic Bo	1	49,799	124,504	40.0%
3	Pai Gow Poker	4	706,689	2,357,491	30.0%
4	Pai Gow	3	202,007	1,168,411	17.3%
5	Pokette				
6	Double Down Stud Poker				
7	Keno	2	22,885	83,559	27.4%
8	Caribbean Stud Poker	2	(5,346)	616,967	-0.9%
9	Let it Ride Poker	3	240,470	1,063,836	22.6%
10	Super 7 1/2				
11	Mini-Craps				
12	Three Card Poker	9	1,286,595	4,560,410	28.2%
13	Caribbean Draw Poker				
14	Mini-Dice				
15	Fast Action Hold 'Em				
16	Casino War				
17	Countdown				
18	Spanish 21	4	556,571	1,956,392	28.4%
19	Colorado Hold'Em Poker				
20	Multi-Bacc				
21	Wild Aruba Stud Poker				
22	Monopoly Poker				
23	Table Slots				
24	Rainbow Dice				
25	Triple Shot				
26	Blackjack Switch				
27	Let's Get Wild Poker				
28	Boston 5 Stud Poker				
29	Double Cross Poker				
30	Double Attack Blackjack	1	137,168	478,039	28.7%
31	Shao Pai Gow				
32	6 to 5 Blackjack				
33	Four Card Poker	2	279,120	1,194,477	23.4%
34	Suspense 21				
35	Two Card Royal				
36	Player's Choice Poker				
37	Superfun 21				
38	Hawaii Hi-Lo				
39	Texas Hold 'Em Bonus Poker	2	274,366	916,105	29.9%
40	House Way Pai Gow Poker				
41	Flop Poker				
42	Two Card Joker Poker				
43	Ultimate Texas Hold 'Em				
44	Asia Poker				
45	Winner's Pot Poker				
	Total -(Must agree with line 7 on Pg 1)	33	\$ 3,750,324	\$ 14,520,191	25.8%