

# ATLANTIC CITY HILTON (RIH ACQUISITIONS N.J., LLC)

## MONTHLY GROSS REVENUE TAX RETURN

FOR THE MONTH OF SEPTEMBER, 2008

### CASINO WIN - CURRENT MONTH

Line (a)	Type of Game (b)	Authorized Units (c)	Win or (Loss) (d)	Drop/Handle (e)	Win or (Loss) Percentage (f)
<b>Table and Other Games:</b>					
1	Blackjack	46	\$ 1,553,648	\$ 15,291,501	10.2%
2	Craps	8	549,635	3,462,102	15.9%
3	Roulette	8	321,873	1,839,272	17.5%
4	Big Six	1	18,358	31,974	57.4%
5	Baccarat	1	117,133	1,430,942	8.2%
6	Minibaccarat	16	1,107,996	13,116,661	8.4%
7	Other Games - (Page 2)	28	1,429,505	6,967,393	20.5%
8	Subtotal - Table and Other Games	108	5,098,148	\$ 42,139,845	12.1%
9	Poker	14	148,539		
10	<b>Total - Table and Other Games</b>	<b>122</b>	<b>\$ 5,246,687</b>		
<b>Slot Machines:</b>					
11	\$ .01 and .02 Slot Machines	584	\$ 3,822,239	\$ 31,632,596	12.1%
12	\$ .05 Slot Machines	191	1,017,863	11,765,507	8.7%
13	\$ .25 Slot Machines	783	2,984,061	35,664,273	8.4%
14	\$ .50 Slot Machines	74	344,522	3,926,433	8.8%
15	\$ 1.00 Slot Machines	283	2,482,195	35,489,318	7.0%
16	\$ 5.00 Slot Machines	63	919,554	14,249,320	6.5%
17	\$ 25.00 Slot Machines	13	121,625	1,208,675	10.1%
18	\$100.00 Slot Machines	20	197,005	3,130,400	6.3%
19	Multi-denominational Slot Machines	266	1,352,890	13,693,561	9.9%
20	Other Slot Machines	25	231,975	6,292,772	3.7%
21	<b>Total - Slot Machines</b>	<b>2,302</b>	<b>\$ 13,473,929</b>	<b>\$ 157,052,855</b>	<b>8.6%</b>
22	<b>Total Casino Win</b>		<b>\$ 18,720,616</b>		

### TAX ON GROSS REVENUE

23	Year-to-Date Table and Other Games Win .....	\$ 60,413,373
24	Year-to-Date Slot Machine Win .....	140,394,182
25	<b>Year-to-Date Total Casino Win .....</b>	<b>\$ 200,807,555</b>
26	Adjustments .....	
27	<b>Year-To-Date Gross Revenue .....</b>	<b>\$ 200,807,555</b>
28	Deduction for Eligible Promotional Gaming Credits .....	
29	<b>Year-To-Date Taxable Gross Revenue .....</b>	<b>\$ 200,807,555</b>
30	Gross Revenue Tax (8% of line 29).....	\$ 16,064,604
31	Less - Total Tax Paid in Prior Months.....	14,566,955
32	<b>Total Tax Required for this Month (line 30 less line 31).....</b>	<b>\$ 1,497,649</b>
33	Total Progressive Payout Liability - End of Month.....	\$ 1,278,646
34	Authorized Casino Square Footage - End of Month.....	75,374
35	Authorized Simulcasting Square Footage - End of Month.....	
36	Simulcasting Revenue for the Month.....	
37	Simulcasting Handle for the Month.....	
38	Promotional Gaming Credits Wagered for the Month.....	\$ 940,818

Under penalties of perjury, I declare that I have examined this report, and to the best of my knowledge and belief, it is true and complete.

January 29, 2009  
DATE



JOANNE MCKENSIE

CASINO CONTROLLER (1231-11)  
TITLE (LICENSE NUMBER)

**ATLANTIC CITY HILTON (RIH ACQUISITIONS N.J., LLC)  
MONTHLY GROSS REVENUE TAX RETURN  
SCHEDULE OF OTHER GAMES  
FOR THE MONTH OF SEPTEMBER, 2008**

Line (a)	Type of Game (b)	Authorized Units (c)	Win or (Loss) (d)	Drop (e)	Win or (Loss) Percentage (f)
1	Red Dog				
2	Sic Bo	1	24,067	114,338	21.0%
3	Pai Gow Poker	4	180,934	1,056,057	17.1%
4	Pai Gow	4	180,679	1,575,639	11.5%
5	Pokette				
6	Double Down Stud Poker				
7	Keno				
8	Caribbean Stud Poker	1	47,289	178,464	26.5%
9	Let it Ride Poker	3	141,596	674,747	21.0%
10	Super 7 1/2				
11	Mini-Craps				
12	Three Card Poker	8	481,088	2,047,968	23.5%
13	Caribbean Draw Poker				
14	Mini-Dice				
15	Fast Action Hold 'Em				
16	Casino War				
17	Countdown				
18	Spanish 21	3	200,700	628,456	31.9%
19	Colorado Hold'Em Poker				
20	Multi-Bacc				
21	Wild Aruba Stud Poker				
22	Monopoly Poker				
23	Table Slots				
24	Rainbow Dice				
25	Triple Shot				
26	Blackjack Switch				
27	Let's Get Wild Poker				
28	Boston 5 Stud Poker				
29	Double Cross Poker				
30	Double Attack Blackjack	1	719	47,245	1.5%
31	Shao Pai Gow				
32	6 to 5 Blackjack				
33	Four Card Poker	1	71,435	264,218	27.0%
34	Suspense 21				
35	Two Card Royal				
36	Player's Choice Poker				
37	Superfun 21				
38	Hawaii Hi-Lo				
39	Texas Hold 'Em Bonus Poker	1	47,754	150,679	31.7%
40	House Way Pai Gow Poker				
41	Flop Poker				
42	Two Card Joker Poker				
43	Ultimate Texas Hold 'Em				
44	Asia Poker	1	53,244	229,582	23.2%
45	Winner's Pot Poker				
	Total -(Must agree with line 7 on Pg 1)	28	\$ 1,429,505	\$ 6,967,393	20.5%

# BALLY'S ATLANTIC CITY

## MONTHLY GROSS REVENUE TAX RETURN

FOR THE MONTH OF SEPTEMBER, 2008

### CASINO WIN - CURRENT MONTH

Line (a)	Type of Game (b)	Authorized Units (c)	Win or (Loss) (d)	Drop/Handle (e)	Win or (Loss) Percentage (f)
Table and Other Games:					
1	Blackjack	68	\$ 3,552,484	\$ 29,671,420	12.0%
2	Craps	10	1,375,714	8,457,741	16.3%
3	Roulette	21	2,100,893	8,865,813	23.7%
4	Big Six	2	137,380	325,298	42.2%
5	Baccarat	2	309,550	2,051,207	15.1%
6	Minibaccarat	14	2,197,039	13,701,633	16.0%
7	Other Games - (Page 2)	61	3,820,304	17,986,649	21.2%
8	Subtotal - Table and Other Games	178	13,493,364	\$ 81,059,761	16.6%
9	Poker	27	314,678		
10	Total - Table and Other Games	205	\$ 13,808,042		

Slot Machines:					
11	\$ .01 and .02 Slot Machines	963	\$ 6,911,591	\$ 54,214,836	12.7%
12	\$ .05 Slot Machines	833	4,109,255	38,993,138	10.5%
13	\$ .25 Slot Machines	1,756	8,316,905	97,271,521	8.6%
14	\$ .50 Slot Machines	163	1,118,379	11,840,696	9.4%
15	\$ 1.00 Slot Machines	458	4,677,381	63,593,004	7.4%
16	\$ 5.00 Slot Machines	102	1,834,679	24,115,770	7.6%
17	\$ 25.00 Slot Machines	21	251,549	4,419,325	5.7%
18	\$100.00 Slot Machines	13	179,200	2,661,200	6.7%
19	Multi-denominational Slot Machines	465	4,273,818	45,062,882	9.5%
20	Other Slot Machines	40	312,366	6,919,916	4.5%
21	Total - Slot Machines	4,814	\$ 31,985,123	\$ 349,092,288	9.2%
22	Total Casino Win		\$ 45,793,165		

### TAX ON GROSS REVENUE

23	Year-to-Date Table and Other Games Win .....	\$ 133,141,292
24	Year-to-Date Slot Machine Win .....	314,787,485
25	Year-to-Date Total Casino Win .....	<b>\$ 447,928,777</b>
26	Adjustments .....	
27	Year-To-Date Gross Revenue .....	<b>\$ 447,928,777</b>
28	Deduction for Eligible Promotional Gaming Credits .....	
29	Year-To-Date Taxable Gross Revenue .....	<b>\$ 447,928,777</b>
30	Gross Revenue Tax (8% of line 29).....	\$ 35,834,302
31	Less - Total Tax Paid in Prior Months.....	32,170,849
32	Total Tax Required for this Month (line 30 less line 31).....	\$ 3,663,453
33	Total Progressive Payout Liability - End of Month.....	\$ 2,285,948
34	Authorized Casino Square Footage - End of Month.....	173,897
35	Authorized Simulcasting Square Footage - End of Month.....	36,978
36	Simulcasting Revenue for the Month.....	\$ 113,407
37	Simulcasting Handle for the Month.....	\$ 1,271,268
38	Promotional Gaming Credits Wagered for the Month.....	\$ 35

Under penalties of perjury, I declare that I have examined this report, and to the best of my knowledge and belief, it is true and complete.

January 29, 2009

DATE



William Pangoras

Operations Controller/(1792-11)  
TITLE (LICENSE NUMBER)

**BALLY'S ATLANTIC CITY**  
**MONTHLY GROSS REVENUE TAX RETURN**  
**SCHEDULE OF OTHER GAMES**  
**FOR THE MONTH OF SEPTEMBER, 2008**

Line (a)	Type of Game (b)	Authorized Units (c)	Win or (Loss) (d)	Drop (e)	Win or (Loss) Percentage (f)
1	Red Dog				
2	Sic Bo	1	17,518	83,020	21.1%
3	Pai Gow Poker	8	399,483	2,099,388	19.0%
4	Pai Gow	3	221,190	2,076,921	10.6%
5	Pokette				
6	Double Down Stud Poker				
7	Keno	4	11,469	56,737	20.2%
8	Caribbean Stud Poker	2	180,710	780,897	23.1%
9	Let it Ride Poker	4	263,619	1,331,809	19.8%
10	Super 7 1/2				
11	Mini-Craps				
12	Three Card Poker	16	1,415,962	5,128,654	27.6%
13	Caribbean Draw Poker				
14	Mini-Dice				
15	Fast Action Hold 'Em				
16	Casino War				
17	Countdown				
18	Spanish 21	7	440,411	2,332,129	18.9%
19	Colorado Hold'Em Poker				
20	Multi-Bacc				
21	Wild Aruba Stud Poker				
22	Monopoly Poker				
23	Table Slots				
24	Rainbow Dice				
25	Triple Shot				
26	Blackjack Switch				
27	Let's Get Wild Poker				
28	Boston 5 Stud Poker				
29	Double Cross Poker				
30	Double Attack Blackjack				
31	Shao Pai Gow				
32	6 to 5 Blackjack				
33	Four Card Poker	6	344,985	1,703,532	20.3%
34	Suspense 21				
35	Two Card Royal				
36	Player's Choice Poker				
37	Superfun 21				
38	Hawaii Hi-Lo				
39	Texas Hold 'Em Bonus Poker	7	356,021	1,468,672	24.2%
40	House Way Pai Gow Poker				
41	Flop Poker				
42	Two Card Joker Poker				
43	Ultimate Texas Hold 'Em				
44	Asia Poker	2	131,959	824,278	16.0%
45	Winner's Pot Poker	1	36,977	100,612	36.8%
	Total -(Must agree with line 7 on Pg 1)	61	\$ 3,820,304	\$ 17,986,649	21.2%

# BORGATA HOTEL CASINO AND SPA

## MONTHLY GROSS REVENUE TAX RETURN

FOR THE MONTH OF SEPTEMBER, 2008

### CASINO WIN - CURRENT MONTH

Line (a)	Type of Game (b)	Authorized Units (c)	Win or (Loss) (d)	Drop/Handle (e)	Win or (Loss) Percentage (f)
Table and Other Games:					
1	Blackjack	86	\$ 10,446,612	\$ 79,910,416	13.1%
2	Craps	14	2,289,474	18,222,169	12.6%
3	Roulette	21	2,092,560	11,240,486	18.6%
4	Big Six	1	64,295	130,114	49.4%
5	Baccarat	2	1,220,173	6,156,554	19.8%
6	Minibaccarat	8	719,916	5,216,561	13.8%
7	Other Games - (Page 2)	49	4,586,084	20,576,082	22.3%
8	Subtotal - Table and Other Games	181	21,419,114	\$ 141,452,382	15.1%
9	Poker	130	3,180,507		
10	Total - Table and Other Games	311	\$ 24,599,621		

Slot Machines:					
11	\$ .01 and .02 Slot Machines	872	\$ 8,839,477	\$ 81,403,053	10.9%
12	\$ .05 Slot Machines	1,058	6,417,015	76,093,895	8.4%
13	\$ .25 Slot Machines	760	3,843,771	48,604,677	7.9%
14	\$ .50 Slot Machines	121	684,153	7,647,359	8.9%
15	\$ 1.00 Slot Machines	290	3,094,775	42,308,025	7.3%
16	\$ 5.00 Slot Machines	89	1,956,142	28,778,335	6.8%
17	\$ 25.00 Slot Machines	20	816,670	10,985,225	7.4%
18	\$100.00 Slot Machines	12	307,162	5,745,500	5.3%
19	Multi-denominational Slot Machines	654	7,959,795	125,204,677	6.4%
20	Other Slot Machines	53	1,057,229	15,736,744	6.7%
21	Total - Slot Machines	3,929	\$ 34,976,189	\$ 442,507,490	7.9%
22	Total Casino Win		\$ 59,575,810		


### TAX ON GROSS REVENUE

23	Year-to-Date Table and Other Games Win .....	\$ 234,962,160
24	Year-to-Date Slot Machine Win .....	332,588,213
25	Year-to-Date Total Casino Win .....	<b>\$ 567,550,373</b>
26	Adjustments .....	<b>\$ 205</b>
27	Year-To-Date Gross Revenue .....	<b>\$ 567,550,578</b>
28	Deduction for Eligible Promotional Gaming Credits .....	
29	Year-To-Date Taxable Gross Revenue .....	<b>\$ 567,550,578</b>
30	Gross Revenue Tax (8% of line 29).....	\$ 45,404,046
31	Less - Total Tax Paid in Prior Months.....	40,637,981
32	Total Tax Required for this Month (line 30 less line 31).....	\$ 4,766,065
33	Total Progressive Payout Liability - End of Month.....	\$ 754,665
34	Authorized Casino Square Footage - End of Month.....	136,794
35	Authorized Simulcasting Square Footage - End of Month.....	23,620
36	Simulcasting Revenue for the Month.....	\$ 222,026
37	Simulcasting Handle for the Month.....	\$ 2,506,854
38	Promotional Gaming Credits Wagered for the Month.....	\$ 4,900,654

Under penalties of perjury, I declare that I have examined this report, and to the best of my knowledge and belief, it is true and complete.

January 29, 2009

DATE



Betty J. Parker

Casino Controller Lic. #8038-11

**BORGATA HOTEL CASINO AND SPA  
MONTHLY GROSS REVENUE TAX RETURN  
SCHEDULE OF OTHER GAMES  
FOR THE MONTH OF SEPTEMBER, 2008**

Line (a)	Type of Game (b)	Authorized Units (c)	Win or (Loss) (d)	Drop (e)	Win or (Loss) Percentage (f)
1	Red Dog				
2	Sic Bo				
3	Pai Gow Poker	6	594,448	2,234,622	26.6%
4	Pai Gow	2	125,312	801,968	15.6%
5	Pokette				
6	Double Down Stud Poker				
7	Keno				
8	Caribbean Stud Poker	3	293,497	1,030,840	28.5%
9	Let it Ride Poker	5	289,996	2,437,849	11.9%
10	Super 7 1/2				
11	Mini-Craps				
12	Three Card Poker	16	1,788,620	7,993,672	22.4%
13	Caribbean Draw Poker				
14	Mini-Dice				
15	Fast Action Hold 'Em				
16	Casino War				
17	Countdown				
18	Spanish 21	5	387,680	1,748,188	22.2%
19	Colorado Hold'Em Poker				
20	Multi-Bacc				
21	Wild Aruba Stud Poker				
22	Monopoly Poker				
23	Table Slots				
24	Rainbow Dice				
25	Triple Shot				
26	Blackjack Switch				
27	Let's Get Wild Poker				
28	Boston 5 Stud Poker				
29	Double Cross Poker				
30	Double Attack Blackjack				
31	Shao Pai Gow				
32	6 to 5 Blackjack				
33	Four Card Poker	5	454,304	2,397,268	19.0%
34	Suspense 21				
35	Two Card Royal				
36	Player's Choice Poker				
37	Superfun 21				
38	Hawaii Hi-Lo				
39	Texas Hold 'Em Bonus Poker	5	322,090	1,064,540	30.3%
40	House Way Pai Gow Poker				
41	Flop Poker				
42	Two Card Joker Poker				
43	Ultimate Texas Hold 'Em				
44	Asia Poker	2	330,137	867,135	38.1%
45	Winner's Pot Poker				
	Total -(Must agree with line 7 on Pg 1)	49	\$ 4,586,084	\$ 20,576,082	22.3%

# CAESARS ATLANTIC CITY

## MONTHLY GROSS REVENUE TAX RETURN

FOR THE MONTH OF SEPTEMBER, 2008

**CASINO WIN - CURRENT MONTH**

**AMENDED 1/29/09**

Line (a)	Type of Game (b)	Authorized Units (c)	Win or (Loss) (d)	Drop/Handle (e)	Win or (Loss) Percentage (f)
Table and Other Games:					
1	Blackjack	49	\$ 4,427,173	\$ 38,651,074	11.5%
2	Craps	13	1,552,020	14,166,378	11.0%
3	Roulette	16	2,348,228	9,265,045	25.3%
4	Big Six	1	75,802	219,638	34.5%
5	Baccarat	1	156,339	545,698	28.6%
6	Minibaccarat	12	2,538,778	16,041,527	15.8%
7	Other Games - (Page 2)	49	4,082,713	17,599,551	23.2%
8	Subtotal - Table and Other Games	141	15,181,053	\$ 96,488,911	15.7%
9	Poker	24	528,023		
10	Total - Table and Other Games	165	\$ 15,709,076		

Slot Machines:					
11	\$ .01 and .02 Slot Machines	786	\$ 8,406,530	\$ 73,799,907	11.4%
12	\$ .05 Slot Machines	432	3,219,556	28,445,096	11.3%
13	\$ .25 Slot Machines	784	3,365,181	38,146,759	8.8%
14	\$ .50 Slot Machines	128	656,510	6,386,701	10.3%
15	\$ 1.00 Slot Machines	350	3,776,308	41,064,312	9.2%
16	\$ 5.00 Slot Machines	93	1,816,234	29,628,610	6.1%
17	\$ 25.00 Slot Machines	15	(143,853)	6,121,400	-2.4%
18	\$100.00 Slot Machines	18	214,722	7,157,400	3.0%
19	Multi-denominational Slot Machines	393	4,033,347	43,155,233	9.3%
20	Other Slot Machines	66	1,112,286	24,576,104	4.5%
21	Total - Slot Machines	3,065	\$ 26,456,821	\$ 298,481,522	8.9%
22	Total Casino Win		\$ 42,165,897		

**TAX ON GROSS REVENUE**

23	Year-to-Date Table and Other Games Win .....	\$ 165,662,126
24	Year-to-Date Slot Machine Win .....	260,785,356
25	Year-to-Date Total Casino Win .....	<b>\$ 426,447,482</b>
26	Adjustments .....	<b>\$ 56,178</b>
27	Year-To-Date Gross Revenue .....	<b>\$ 426,503,660</b>
28	Deduction for Eligible Promotional Gaming Credits .....	
29	Year-To-Date Taxable Gross Revenue .....	<b>\$ 426,503,660</b>
30	Gross Revenue Tax (8% of line 29).....	\$ 34,120,293
31	Less - Total Tax Paid in Prior Months.....	30,746,948
32	Total Tax Required for this Month (line 30 less line 31).....	\$ 3,373,345
33	Total Progressive Payout Liability - End of Month.....	\$ 1,170,929
34	Authorized Casino Square Footage - End of Month.....	114,600
35	Authorized Simulcasting Square Footage - End of Month.....	30,374
36	Simulcasting Revenue for the Month.....	\$ 67,262
37	Simulcasting Handle for the Month.....	\$ 799,387
38	Promotional Gaming Credits Wagered for the Month.....	\$ 391,500

Under penalties of perjury, I declare that I have examined this report, and to the best of my knowledge and belief, it is true and complete.

January 29, 2009

DATE



Donna Hogan

Operations Controller (7156-11)  
TITLE (LICENSE NUMBER)

**CAESARS ATLANTIC CITY**  
**MONTHLY GROSS REVENUE TAX RETURN**  
**SCHEDULE OF OTHER GAMES**  
**FOR THE MONTH OF SEPTEMBER, 2008**

Line (a)	Type of Game (b)	Authorized Units (c)	Win or (Loss) (d)	Drop (e)	Win or (Loss) Percentage (f)
1	Red Dog				
2	Sic Bo	1	84,097	294,265	28.6%
3	Pai Gow Poker	6	443,109	2,511,001	17.6%
4	Pai Gow	5	506,696	2,849,771	17.8%
5	Pokette				
6	Double Down Stud Poker				
7	Keno	3	27,076	103,110	26.3%
8	Caribbean Stud Poker	2	118,994	523,110	22.7%
9	Let it Ride Poker	3	173,273	892,431	19.4%
10	Super 7 1/2				
11	Mini-Craps				
12	Three Card Poker	11	1,377,339	4,409,445	31.2%
13	Caribbean Draw Poker				
14	Mini-Dice				
15	Fast Action Hold 'Em				
16	Casino War				
17	Countdown				
18	Spanish 21	7	434,045	1,865,213	23.3%
19	Colorado Hold'Em Poker				
20	Multi-Bacc				
21	Wild Aruba Stud Poker				
22	Monopoly Poker				
23	Table Slots				
24	Rainbow Dice				
25	Triple Shot				
26	Blackjack Switch				
27	Let's Get Wild Poker				
28	Boston 5 Stud Poker				
29	Double Cross Poker				
30	Double Attack Blackjack	1	21,150	392,467	5.4%
31	Shao Pai Gow				
32	6 to 5 Blackjack				
33	Four Card Poker	4	390,659	1,792,586	21.8%
34	Suspense 21				
35	Two Card Royal				
36	Player's Choice Poker				
37	Superfun 21				
38	Hawaii Hi-Lo				
39	Texas Hold 'Em Bonus Poker	4	207,777	796,209	26.1%
40	House Way Pai Gow Poker				
41	Flop Poker				
42	Two Card Joker Poker				
43	Ultimate Texas Hold 'Em				
44	Asia Poker	2	298,498	1,169,943	25.5%
45	Winner's Pot Poker				
	Total -(Must agree with line 7 on Pg 1)	49	\$ 4,082,713	\$ 17,599,551	23.2%



# HARRAH'S RESORT

## MONTHLY GROSS REVENUE TAX RETURN

FOR THE MONTH OF SEPTEMBER, 2008

### CASINO WIN - CURRENT MONTH

Line (a)	Type of Game (b)	Authorized Units (c)	Win or (Loss) (d)	Drop/Handle (e)	Win or (Loss) Percentage (f)
Table and Other Games:					
1	Blackjack	53	\$ 2,628,916	\$ 21,697,545	12.1%
2	Craps	6	652,263	6,357,982	10.3%
3	Roulette	12	1,087,317	4,643,229	23.4%
4	Big Six	1	22,881	55,676	41.1%
5	Baccarat	0	0	0	0.0%
6	Minibaccarat	5	565,591	4,266,559	13.3%
7	Other Games - (Page 2)	32	2,148,689	9,489,736	22.6%
8	Subtotal - Table and Other Games	109	7,105,657	\$ 46,510,727	15.3%
9	Poker	40	481,116		
10	Total - Table and Other Games	149	\$ 7,586,773		

Slot Machines:					
11	\$ .01 and .02 Slot Machines	355	\$ 3,971,485	\$ 40,848,663	9.7%
12	\$ .05 Slot Machines	564	6,146,881	53,463,591	11.5%
13	\$ .25 Slot Machines	766	6,923,103	61,596,102	11.2%
14	\$ .50 Slot Machines	35	351,725	3,185,003	11.0%
15	\$ 1.00 Slot Machines	323	4,026,627	44,690,163	9.0%
16	\$ 5.00 Slot Machines	84	930,648	17,400,710	5.3%
17	\$ 25.00 Slot Machines	16	239,207	6,051,800	4.0%
18	\$100.00 Slot Machines	10	122,749	2,508,600	4.9%
19	Multi-denominational Slot Machines	1,257	11,961,430	161,620,114	7.4%
20	Other Slot Machines	24	117,551	4,814,962	2.4%
21	Total - Slot Machines	3,434	\$ 34,791,406	\$ 396,179,708	8.8%
22	Total Casino Win		\$ 42,378,179		

### TAX ON GROSS REVENUE

23	Year-to-Date Table and Other Games Win .....	\$ 72,397,049
24	Year-to-Date Slot Machine Win .....	348,581,451
25	Year-to-Date Total Casino Win .....	<b>\$ 420,978,500</b>
26	Adjustments .....	<b>\$ 14,870</b>
27	Year-To-Date Gross Revenue .....	<b>\$ 420,993,370</b>
28	Deduction for Eligible Promotional Gaming Credits .....	
29	Year-To-Date Taxable Gross Revenue .....	<b>\$ 420,993,370</b>
30	Gross Revenue Tax (8% of line 29).....	\$ 33,679,470
31	Less - Total Tax Paid in Prior Months.....	30,289,057
32	Total Tax Required for this Month (line 30 less line 31).....	\$ 3,390,413
33	Total Progressive Payout Liability - End of Month.....	\$ 1,165,495
34	Authorized Casino Square Footage - End of Month.....	163,231
35	Authorized Simulcasting Square Footage - End of Month.....	569
36	Simulcasting Revenue for the Month.....	\$ 39,137
37	Simulcasting Handle for the Month.....	\$ 471,962
38	Promotional Gaming Credits Wagered for the Month.....	

Under penalties of perjury, I declare that I have examined this report, and to the best of my knowledge and belief, it is true and complete.

January 29, 2009  
DATE

  
Joseph Lodise

Operations Controller (008900-11)  
TITLE (LICENSE NUMBER)

**HARRAH'S RESORT**  
**MONTHLY GROSS REVENUE TAX RETURN**  
**SCHEDULE OF OTHER GAMES**  
**FOR THE MONTH OF SEPTEMBER, 2008**

Line (a)	Type of Game (b)	Authorized Units (c)	Win or (Loss) (d)	Drop (e)	Win or (Loss) Percentage (f)
1	Red Dog				
2	Sic Bo				
3	Pai Gow Poker	2	122,543	607,310	20.2%
4	Pai Gow	1	81,575	433,480	18.8%
5	Pokette				
6	Double Down Stud Poker				
7	Keno	4	41,615	142,484	29.2%
8	Caribbean Stud Poker	1	65,791	269,021	24.5%
9	Let it Ride Poker	4	323,305	1,684,676	19.2%
10	Super 7 1/2				
11	Mini-Craps				
12	Three Card Poker	11	972,371	3,668,746	26.5%
13	Caribbean Draw Poker				
14	Mini-Dice				
15	Fast Action Hold 'Em				
16	Casino War				
17	Countdown				
18	Spanish 21	2	124,713	407,898	30.6%
19	Colorado Hold'Em Poker				
20	Multi-Bacc				
21	Wild Aruba Stud Poker				
22	Monopoly Poker				
23	Table Slots				
24	Rainbow Dice				
25	Triple Shot				
26	Blackjack Switch				
27	Let's Get Wild Poker				
28	Boston 5 Stud Poker				
29	Double Cross Poker				
30	Double Attack Blackjack	2	106,822	328,145	32.6%
31	Shao Pai Gow				
32	6 to 5 Blackjack				
33	Four Card Poker	2	96,014	700,932	13.7%
34	Suspense 21				
35	Two Card Royal				
36	Player's Choice Poker				
37	Superfun 21				
38	Hawaii Hi-Lo				
39	Texas Hold 'Em Bonus Poker	1	89,361	407,389	21.9%
40	House Way Pai Gow Poker				
41	Flop Poker	2	124,579	839,655	14.8%
42	Two Card Joker Poker				
43	Ultimate Texas Hold 'Em				
44	Asia Poker				
45	Winner's Pot Poker				
	Total -(Must agree with line 7 on Pg 1)	32	\$ 2,148,689	\$ 9,489,736	22.6%

# RESORTS ATLANTIC CITY

## MONTHLY GROSS REVENUE TAX RETURN

FOR THE MONTH OF SEPTEMBER, 2008

### CASINO WIN - CURRENT MONTH

Line (a)	Type of Game (b)	Authorized Units (c)	Win or (Loss) (d)	Drop/Handle (e)	Win or (Loss) Percentage (f)
Table and Other Games:					
1	Blackjack	32	\$ 737,286	\$ 10,582,451	7.0%
2	Craps	5	588,991	2,878,861	20.5%
3	Roulette	10	471,630	2,344,803	20.1%
4	Big Six	1	0	0	0.0%
5	Baccarat	2	(74,481)	1,029,672	-7.2%
6	Minibaccarat	15	1,300,590	10,133,452	12.8%
7	Other Games - (Page 2)	17	790,403	3,770,615	21.0%
8	Subtotal - Table and Other Games	82	3,814,419	\$ 30,739,854	12.4%
9	Poker	5	6,063		
10	Total - Table and Other Games	87	\$ 3,820,482		


Slot Machines:					
11	\$ .01 and .02 Slot Machines	583	\$ 3,775,024	\$ 30,700,193	12.3%
12	\$ .05 Slot Machines	268	804,959	8,456,692	9.5%
13	\$ .25 Slot Machines	555	2,111,322	24,184,487	8.7%
14	\$ .50 Slot Machines	79	293,367	3,130,828	9.4%
15	\$ 1.00 Slot Machines	192	945,082	14,882,410	6.4%
16	\$ 5.00 Slot Machines	68	354,826	6,824,245	5.2%
17	\$ 25.00 Slot Machines	10	123,238	2,357,075	5.2%
18	\$100.00 Slot Machines	10	(28,585)	2,391,200	-1.2%
19	Multi-denominational Slot Machines	780	3,382,152	47,601,297	7.1%
20	Other Slot Machines	20	169,707	2,247,710	7.6%
21	Total - Slot Machines	2,565	\$ 11,931,092	\$ 142,776,137	8.4%
22	Total Casino Win		\$ 15,751,574		

### TAX ON GROSS REVENUE

23	Year-to-Date Table and Other Games Win .....	\$ 45,273,545
24	Year-to-Date Slot Machine Win .....	139,475,864
25	Year-to-Date Total Casino Win .....	\$ 184,749,409
26	Adjustments .....	\$ (8,749)
27	Year-To-Date Gross Revenue .....	\$ 184,740,660
28	Deduction for Eligible Promotional Gaming Credits .....	
29	Year-To-Date Taxable Gross Revenue .....	\$ 184,740,660
30	Gross Revenue Tax (8% of line 29).....	\$ 14,779,253
31	Less - Total Tax Paid in Prior Months.....	13,518,589
32	Total Tax Required for this Month (line 30 less line 31).....	\$ 1,260,664
33	Total Progressive Payout Liability - End of Month.....	\$ 266,848
34	Authorized Casino Square Footage - End of Month.....	99,029
35	Authorized Simulcasting Square Footage - End of Month.....	
36	Simulcasting Revenue for the Month.....	
37	Simulcasting Handle for the Month.....	
38	Promotional Gaming Credits Wagered for the Month.....	\$ 1,249,652

Under penalties of perjury, I declare that I have examined this report, and to the best of my knowledge and belief, it is true and complete.

October 10, 2008  
DATE

  
Walter Simon

Dir. Operational Accting 3930-11  
TITLE (LICENSE NUMBER)

**RESORTS ATLANTIC CITY**  
**MONTHLY GROSS REVENUE TAX RETURN**  
**SCHEDULE OF OTHER GAMES**  
**FOR THE MONTH OF SEPTEMBER, 2008**

Line (a)	Type of Game (b)	Authorized Units (c)	Win or (Loss) (d)	Drop (e)	Win or (Loss) Percentage (f)
1	Red Dog				
2	Sic Bo				
3	Pai Gow Poker	1	13,092	42,742	30.6%
4	Pai Gow	2	70,370	790,294	8.9%
5	Pokette				
6	Double Down Stud Poker				
7	Keno				
8	Caribbean Stud Poker				
9	Let it Ride Poker	2	93,167	435,386	21.4%
10	Super 7 1/2				
11	Mini-Craps				
12	Three Card Poker	6	365,212	1,505,467	24.3%
13	Caribbean Draw Poker				
14	Mini-Dice				
15	Fast Action Hold 'Em				
16	Casino War				
17	Countdown				
18	Spanish 21	3	155,233	634,922	24.4%
19	Colorado Hold'Em Poker				
20	Multi-Bacc				
21	Wild Aruba Stud Poker				
22	Monopoly Poker				
23	Table Slots				
24	Rainbow Dice				
25	Triple Shot				
26	Blackjack Switch				
27	Let's Get Wild Poker				
28	Boston 5 Stud Poker				
29	Double Cross Poker				
30	Double Attack Blackjack				
31	Shao Pai Gow				
32	6 to 5 Blackjack				
33	Four Card Poker	1	14,163	66,859	21.2%
34	Suspense 21				
35	Two Card Royal				
36	Player's Choice Poker				
37	Superfun 21				
38	Hawaii Hi-Lo				
39	Texas Hold 'Em Bonus Poker	1	12,953	63,242	20.5%
40	House Way Pai Gow Poker				
41	Flop Poker				
42	Two Card Joker Poker				
43	Ultimate Texas Hold 'Em				
44	Asia Poker	1	66,213	231,703	28.6%
45	Winner's Pot Poker				
	Total -(Must agree with line 7 on Pg 1)	17	\$ 790,403	\$ 3,770,615	21.0%

# SHOWBOAT

## MONTHLY GROSS REVENUE TAX RETURN

### FOR THE MONTH OF SEPTEMBER, 2008

#### CASINO WIN - CURRENT MONTH

Line (a)	Type of Game (b)	Authorized Units (c)	Win or (Loss) (d)	Drop/Handle (e)	Win or (Loss) Percentage (f)
Table and Other Games:					
1	Blackjack	44	\$ 1,337,767	\$ 10,782,653	12.4%
2	Craps	5	701,220	3,786,612	18.5%
3	Roulette	9	479,931	2,652,064	18.1%
4	Big Six	1	44,237	119,127	37.1%
5	Baccarat				0.0%
6	Minibaccarat	9	1,257,856	8,003,626	15.7%
7	Other Games - (Page 2)	23	1,600,604	7,077,202	22.6%
8	Subtotal - Table and Other Games	91	5,421,615	\$ 32,421,284	16.7%
9	Poker	28	420,178		
10	Total - Table and Other Games	119	\$ 5,841,793		

Slot Machines:					
11	\$ .01 and .02 Slot Machines	471	\$ 4,161,924	\$ 34,496,822	12.1%
12	\$ .05 Slot Machines	184	3,381,176	22,081,133	15.3%
13	\$ .25 Slot Machines	372	2,627,888	34,472,844	7.6%
14	\$ .50 Slot Machines	24	29,544	854,490	3.5%
15	\$ 1.00 Slot Machines	156	1,106,352	22,114,299	5.0%
16	\$ 5.00 Slot Machines	28	215,358	6,129,085	3.5%
17	\$ 25.00 Slot Machines	3	37,406	570,500	6.6%
18	\$100.00 Slot Machines	3	74,598	474,900	15.7%
19	Multi-denominational Slot Machines	2,063	12,587,513	130,332,718	9.7%
20	Other Slot Machines	5	67,539	908,140	7.4%
21	Total - Slot Machines	3,309	\$ 24,289,298	\$ 252,434,931	9.6%
22	Total Casino Win		\$ 30,131,091		

#### TAX ON GROSS REVENUE

23	Year-to-Date Table and Other Games Win .....	\$ 54,562,467
24	Year-to-Date Slot Machine Win .....	233,704,523
25	Year-to-Date Total Casino Win .....	\$ 288,266,990
26	Adjustments .....	\$ 27,077
27	Year-To-Date Gross Revenue .....	\$ 288,294,067
28	Deduction for Eligible Promotional Gaming Credits .....	
29	Year-To-Date Taxable Gross Revenue .....	\$ 288,294,067
30	Gross Revenue Tax (8% of line 29).....	\$ 23,063,525
31	Less - Total Tax Paid in Prior Months.....	20,651,822
32	Total Tax Required for this Month (line 30 less line 31).....	\$ 2,411,703
33	Total Progressive Payout Liability - End of Month.....	\$ 1,552,598
34	Authorized Casino Square Footage - End of Month.....	124,723
35	Authorized Simulcasting Square Footage - End of Month.....	17,086
36	Simulcasting Revenue for the Month.....	\$ 38,110
37	Simulcasting Handle for the Month.....	\$ 456,052
38	Promotional Gaming Credits Wagered for the Month.....	\$ 1,550

Under penalties of perjury, I declare that I have examined this report, and to the best of my knowledge and belief, it is true and complete.

October 9, 2008  
DATE



Gail Myers

Operations Controller 3470-11  
TITLE (LICENSE NUMBER)

**SHOWBOAT**  
**MONTHLY GROSS REVENUE TAX RETURN**  
**SCHEDULE OF OTHER GAMES**  
**FOR THE MONTH OF SEPTEMBER, 2008**

Line (a)	Type of Game (b)	Authorized Units (c)	Win or (Loss) (d)	Drop (e)	Win or (Loss) Percentage (f)
1	Red Dog				
2	Sic Bo				
3	Pai Gow Poker	2	137,172	762,257	18.0%
4	Pai Gow	2	157,330	1,200,135	13.1%
5	Pokette				
6	Double Down Stud Poker				
7	Keno				
8	Caribbean Stud Poker	1	42,055	175,100	24.0%
9	Let it Ride Poker	3	220,106	892,152	24.7%
10	Super 7 1/2				
11	Mini-Craps				
12	Three Card Poker	8	535,136	2,135,547	25.1%
13	Caribbean Draw Poker				
14	Mini-Dice				
15	Fast Action Hold 'Em				
16	Casino War				
17	Countdown				
18	Spanish 21	1	113,737	348,561	32.6%
19	Colorado Hold'Em Poker				
20	Multi-Bacc				
21	Wild Aruba Stud Poker				
22	Monopoly Poker				
23	Table Slots				
24	Rainbow Dice				
25	Triple Shot				
26	Blackjack Switch				
27	Let's Get Wild Poker				
28	Boston 5 Stud Poker				
29	Double Cross Poker				
30	Double Attack Blackjack	1	96,667	372,206	26.0%
31	Shao Pai Gow				
32	6 to 5 Blackjack				
33	Four Card Poker	1	105,508	352,726	29.9%
34	Suspense 21				
35	Two Card Royal				
36	Player's Choice Poker				
37	Superfun 21				
38	Hawaii Hi-Lo				
39	Texas Hold 'Em Bonus Poker	2	114,955	396,698	29.0%
40	House Way Pai Gow Poker				
41	Flop Poker	2	77,938	441,820	17.6%
42	Two Card Joker Poker				
43	Ultimate Texas Hold 'Em				
44	Asia Poker				
45	Winner's Pot Poker				
	Total -(Must agree with line 7 on Pg 1)	23	\$ 1,600,604	\$ 7,077,202	22.6%

# TROPICANA CASINO & RESORT

## MONTHLY GROSS REVENUE TAX RETURN

FOR THE MONTH OF SEPTEMBER, 2008

### CASINO WIN - CURRENT MONTH

Line (a)	Type of Game (b)	Authorized Units (c)	Win or (Loss) (d)	Drop/Handle (e)	Win or (Loss) Percentage (f)
Table and Other Games:					
1	Blackjack	72	\$ 2,510,515	\$ 18,588,348	13.5%
2	Craps	8	907,617	5,899,046	15.4%
3	Roulette	16	921,246	4,879,141	18.9%
4	Big Six	1	32,999	90,648	36.4%
5	Baccarat	1	104,961	647,460	16.2%
6	Minibaccarat	7	397,831	4,002,217	9.9%
7	Other Games - (Page 2)	35	2,135,025	8,371,966	25.5%
8	Subtotal - Table and Other Games	140	7,010,194	\$ 42,478,826	16.5%
9	Poker	35	531,284		
10	Total - Table and Other Games	175	\$ 7,541,478		

Slot Machines:					
11	\$ .01 and .02 Slot Machines	724	\$ 4,518,967	\$ 36,683,985	12.3%
12	\$ .05 Slot Machines	425	1,623,195	17,596,541	9.2%
13	\$ .25 Slot Machines	644	2,958,487	38,652,952	7.7%
14	\$ .50 Slot Machines	49	224,300	3,186,441	7.0%
15	\$ 1.00 Slot Machines	258	1,915,133	23,501,401	8.1%
16	\$ 5.00 Slot Machines	54	419,952	6,739,410	6.2%
17	\$ 25.00 Slot Machines	15	99,225	1,575,850	6.3%
18	\$100.00 Slot Machines	12	2,716	449,200	0.6%
19	Multi-denominational Slot Machines	1,518	6,763,982	80,517,210	8.4%
20	Other Slot Machines	49	339,078	5,739,398	5.9%
21	Total - Slot Machines	3,748	\$ 18,865,035	\$ 214,642,388	8.8%
22	Total Casino Win		\$ 26,406,513		

### TAX ON GROSS REVENUE

23	Year-to-Date Table and Other Games Win .....	\$ 81,016,970
24	Year-to-Date Slot Machine Win .....	200,859,288
25	Year-to-Date Total Casino Win .....	<b>\$ 281,876,258</b>
26	Adjustments .....	
27	Year-To-Date Gross Revenue .....	<b>\$ 281,876,258</b>
28	Deduction for Eligible Promotional Gaming Credits .....	
29	Year-To-Date Taxable Gross Revenue .....	<b>\$ 281,876,258</b>
30	Gross Revenue Tax (8% of line 29).....	\$ 22,550,101
31	Less - Total Tax Paid in Prior Months.....	20,437,580
32	Total Tax Required for this Month (line 30 less line 31).....	\$ 2,112,521
33	Total Progressive Payout Liability - End of Month.....	\$ 1,156,789
34	Authorized Casino Square Footage - End of Month.....	136,503
35	Authorized Simulcasting Square Footage - End of Month.....	6,954
36	Simulcasting Revenue for the Month.....	\$ 49,771
37	Simulcasting Handle for the Month.....	\$ 547,462
38	Promotional Gaming Credits Wagered for the Month.....	\$ 193,552

Under penalties of perjury, I declare that I have examined this report, and to the best of my knowledge and belief, it is true and complete.

January 29, 2009

DATE



Jeff Bohrer

Casino Controller 7488-11

**TROPICANA CASINO & RESORT**  
**MONTHLY GROSS REVENUE TAX RETURN**  
**SCHEDULE OF OTHER GAMES**  
**FOR THE MONTH OF SEPTEMBER, 2008**

Line (a)	Type of Game (b)	Authorized Units (c)	Win or (Loss) (d)	Drop (e)	Win or (Loss) Percentage (f)
1	Red Dog				
2	Sic Bo				
3	Pai Gow Poker	4	143,378	626,002	22.9%
4	Pai Gow	3	110,479	596,739	18.5%
5	Pokette				
6	Double Down Stud Poker				
7	Keno				
8	Caribbean Stud Poker	2	104,352	495,454	21.1%
9	Let it Ride Poker	3	85,072	706,247	12.0%
10	Super 7 1/2				
11	Mini-Craps				
12	Three Card Poker	11	924,209	3,337,185	27.7%
13	Caribbean Draw Poker				
14	Mini-Dice				
15	Fast Action Hold 'Em				
16	Casino War				
17	Countdown				
18	Spanish 21	5	290,815	931,966	31.2%
19	Colorado Hold'Em Poker				
20	Multi-Bacc				
21	Wild Aruba Stud Poker				
22	Monopoly Poker				
23	Table Slots				
24	Rainbow Dice				
25	Triple Shot				
26	Blackjack Switch				
27	Let's Get Wild Poker				
28	Boston 5 Stud Poker				
29	Double Cross Poker				
30	Double Attack Blackjack	1	54,018	127,409	42.4%
31	Shao Pai Gow				
32	6 to 5 Blackjack				
33	Four Card Poker	2	186,480	650,206	28.7%
34	Suspense 21				
35	Two Card Royal				
36	Player's Choice Poker				
37	Superfun 21				
38	Hawaii Hi-Lo				
39	Texas Hold 'Em Bonus Poker	4	236,222	900,758	26.2%
40	House Way Pai Gow Poker				
41	Flop Poker				
42	Two Card Joker Poker				
43	Ultimate Texas Hold 'Em				
44	Asia Poker				
45	Winner's Pot Poker				
	Total -(Must agree with line 7 on Pg 1)	35	\$ 2,135,025	\$ 8,371,966	25.5%



# TRUMP MARINA

## MONTHLY GROSS REVENUE TAX RETURN

FOR THE MONTH OF **September, 2008**

### CASINO WIN - CURRENT MONTH

Line (a)	Type of Game (b)	Authorized Units (c)	Win or (Loss) (d)	Drop/Handle (e)	Win or (Loss) Percentage (f)
Table and Other Games:					
1	Blackjack	32	\$ 765,325	\$ 11,507,038	6.7%
2	Craps	6	555,894	4,045,658	13.7%
3	Roulette	6	284,597	1,520,465	18.7%
4	Big Six	0	0	0	0.0%
5	Baccarat	1	12,688	185,136	6.9%
6	Minibaccarat	7	717,241	2,707,879	26.5%
7	Other Games - (Page 2)	22	1,176,363	3,972,838	29.6%
8	Subtotal - Table and Other Games	74	3,512,108	\$ 23,939,014	14.7%
9	Poker				
10	Total - Table and Other Games	74	\$ 3,512,108		

Slot Machines:					
11	\$ .01 and .02 Slot Machines	528	\$ 4,147,644	\$ 34,754,145	11.9%
12	\$ .05 Slot Machines	375	2,028,452	19,520,253	10.4%
13	\$ .25 Slot Machines	484	1,991,063	24,692,109	8.1%
14	\$ .50 Slot Machines	51	192,457	3,713,092	5.2%
15	\$ 1.00 Slot Machines	279	1,465,014	24,815,605	5.9%
16	\$ 5.00 Slot Machines	50	319,125	7,367,850	4.3%
17	\$ 25.00 Slot Machines	10	85,939	826,550	10.4%
18	\$100.00 Slot Machines	5	211,550	1,344,800	15.7%
19	Multi-denominational Slot Machines	178	1,318,141	15,321,600	8.6%
20	Other Slot Machines	23	33,320	4,431,210	0.8%
21	Total - Slot Machines	1,983	\$ 11,792,705	\$ 136,787,214	8.6%
22	Total Casino Win		\$ 15,304,813		


### TAX ON GROSS REVENUE

23	Year-to-Date Table and Other Games Win .....	\$ 39,800,543
24	Year-to-Date Slot Machine Win .....	122,125,332
25	Year-to-Date Total Casino Win .....	<b>\$ 161,925,875</b>
26	Adjustments .....	<b>\$ 6,069</b>
27	Year-To-Date Gross Revenue .....	<b>\$ 161,931,944</b>
28	Deduction for Eligible Promotional Gaming Credits .....	
29	Year-To-Date Taxable Gross Revenue .....	<b>\$ 161,931,944</b>
30	Gross Revenue Tax (8% of line 29).....	\$ 12,954,556
31	Less - Total Tax Paid in Prior Months.....	11,730,155
32	Total Tax Required for this Month (line 30 less line 31).....	\$ 1,224,401
33	Total Progressive Payout Liability - End of Month.....	\$ 498,529
34	Authorized Casino Square Footage - End of Month.....	78,535
35	Authorized Simulcasting Square Footage - End of Month.....	
36	Simulcasting Revenue for the Month.....	
37	Simulcasting Handle for the Month.....	
38	Promotional Gaming Credits Wagered for the Month.....	\$ 1,318,763

Under penalties of perjury, I declare that I have examined this report, and to the best of my knowledge and belief, it is true and complete.

January 29, 2009

DATE



Robert Allen

Director of Casino Finance 6793-11

TITLE (LICENSE NUMBER)

**TRUMP MARINA**  
**MONTHLY GROSS REVENUE TAX RETURN**  
**SCHEDULE OF OTHER GAMES**  
**FOR THE MONTH OF September, 2008**

Line (a)	Type of Game (b)	Authorized Units (c)	Win or (Loss) (d)	Drop (e)	Win or (Loss) Percentage (f)
1	Red Dog				
2	Sic Bo				
3	Pai Gow Poker	2	54,345	364,203	14.9%
4	Pai Gow	2	60,728	272,721	22.3%
5	Pokette				
6	Double Down Stud Poker				
7	Keno				
8	Caribbean Stud Poker	2	48,889	238,865	20.5%
9	Let it Ride Poker	3	200,699	647,483	31.0%
10	Super 7 1/2				
11	Mini-Craps				
12	Three Card Poker	6	528,982	1,480,891	35.7%
13	Caribbean Draw Poker				
14	Mini-Dice				
15	Fast Action Hold 'Em				
16	Casino War				
17	Countdown				
18	Spanish 21	3	100,797	377,556	26.7%
19	Colorado Hold'Em Poker				
20	Multi-Bacc				
21	Wild Aruba Stud Poker				
22	Monopoly Poker				
23	Table Slots				
24	Rainbow Dice				
25	Triple Shot				
26	Blackjack Switch				
27	Let's Get Wild Poker				
28	Boston 5 Stud Poker				
29	Double Cross Poker				
30	Double Attack Blackjack				
31	Shao Pai Gow				
32	6 to 5 Blackjack				
33	Four Card Poker	2	73,327	226,715	32.3%
34	Suspense 21				
35	Two Card Royal				
36	Player's Choice Poker				
37	Superfun 21				
38	Hawaii Hi-Lo				
39	Texas Hold 'Em Bonus Poker	1	45,821	152,229	30.1%
40	House Way Pai Gow Poker				
41	Flop Poker				
42	Two Card Joker Poker				
43	Ultimate Texas Hold 'Em	1	62,775	212,175	29.6%
44	Asia Poker				
45	Winner's Pot Poker				
	Total -(Must agree with line 7 on Pg 1)	22	\$ 1,176,363	\$ 3,972,838	29.6%

# TRUMP PLAZA

## MONTHLY GROSS REVENUE TAX RETURN

### FOR THE MONTH OF SEPTEMBER 2008

#### CASINO WIN - CURRENT MONTH

Line (a)	Type of Game (b)	Authorized Units (c)	Win or (Loss) (d)	Drop/Handle (e)	Win or (Loss) Percentage (f)
Table and Other Games:					
1	Blackjack	38	\$ 1,463,692	\$ 17,198,448	8.5%
2	Craps	5	669,465	4,632,212	14.5%
3	Roulette	9	682,765	3,047,183	22.4%
4	Big Six	1	2,980	106	2811.3%
5	Baccarat				0.0%
6	Minibaccarat	10	1,052,716	9,824,806	10.7%
7	Other Games - (Page 2)	21	1,444,383	6,582,197	21.9%
8	Subtotal - Table and Other Games	83	5,316,001	\$ 41,284,952	12.9%
9	Poker	14	34,198		
10	Total - Table and Other Games	97	\$ 5,350,199		

Slot Machines:					
11	\$ .01 and .02 Slot Machines	551	\$ 3,792,924	\$ 34,641,775	10.9%
12	\$ .05 Slot Machines	316	1,590,623	14,250,219	11.2%
13	\$ .25 Slot Machines	585	2,635,982	36,505,656	7.2%
14	\$ .50 Slot Machines	108	615,970	8,889,311	6.9%
15	\$ 1.00 Slot Machines	246	1,641,675	21,215,915	7.7%
16	\$ 5.00 Slot Machines	56	535,236	8,735,750	6.1%
17	\$ 25.00 Slot Machines	13	169,698	1,548,000	11.0%
18	\$100.00 Slot Machines	5	27,800	514,600	5.4%
19	Multi-denominational Slot Machines	168	1,802,463	18,974,417	9.5%
20	Other Slot Machines	66	439,447	8,230,999	5.3%
21	Total - Slot Machines	2,114	\$ 13,251,818	\$ 153,506,642	8.6%
22	Total Casino Win		\$ 18,602,017		


#### TAX ON GROSS REVENUE

23	Year-to-Date Table and Other Games Win .....	\$ 65,241,631
24	Year-to-Date Slot Machine Win .....	141,570,741
25	Year-to-Date Total Casino Win .....	<b>\$ 206,812,372</b>
26	Adjustments .....	<b>\$ 41,687</b>
27	Year-To-Date Gross Revenue .....	<b>\$ 206,854,059</b>
28	Deduction for Eligible Promotional Gaming Credits .....	
29	Year-To-Date Taxable Gross Revenue .....	<b>\$ 206,854,059</b>
30	Gross Revenue Tax (8% of line 29).....	\$ 16,548,325
31	Less - Total Tax Paid in Prior Months.....	15,060,064
32	Total Tax Required for this Month (line 30 less line 31).....	\$ 1,488,261
33	Total Progressive Payout Liability - End of Month.....	\$ 455,306
34	Authorized Casino Square Footage - End of Month.....	95,306
35	Authorized Simulcasting Square Footage - End of Month.....	
36	Simulcasting Revenue for the Month.....	
37	Simulcasting Handle for the Month.....	
38	Promotional Gaming Credits Wagered for the Month.....	\$ 468,046

Under penalties of perjury, I declare that I have examined this report, and to the best of my knowledge and belief, it is true and complete.

January 29, 2009

DATE



Ronald Alcorn

Casino Controller (1623-11)  
TITLE (LICENSE NUMBER)

**TRUMP PLAZA**  
**MONTHLY GROSS REVENUE TAX RETURN**  
**SCHEDULE OF OTHER GAMES**  
**FOR THE MONTH OF SEPTEMBER 2008**

Line (a)	Type of Game (b)	Authorized Units (c)	Win or (Loss) (d)	Drop (e)	Win or (Loss) Percentage (f)
1	Red Dog				
2	Sic Bo				
3	Pai Gow Poker	2	129,412	861,643	15.0%
4	Pai Gow	2	106,160	835,505	12.7%
5	Pokette				
6	Double Down Stud Poker				
7	Keno				
8	Caribbean Stud Poker				
9	Let it Ride Poker	2	24,488	612,691	4.0%
10	Super 7 1/2				
11	Mini-Craps				
12	Three Card Poker	8	659,576	2,195,001	30.0%
13	Caribbean Draw Poker				
14	Mini-Dice				
15	Fast Action Hold 'Em				
16	Casino War				
17	Countdown				
18	Spanish 21	3	262,465	1,131,346	23.2%
19	Colorado Hold'Em Poker				
20	Multi-Bacc				
21	Wild Aruba Stud Poker				
22	Monopoly Poker				
23	Table Slots				
24	Rainbow Dice				
25	Triple Shot				
26	Blackjack Switch				
27	Let's Get Wild Poker				
28	Boston 5 Stud Poker				
29	Double Cross Poker				
30	Double Attack Blackjack				
31	Shao Pai Gow				
32	6 to 5 Blackjack				
33	Four Card Poker	2	130,059	622,343	20.9%
34	Suspense 21				
35	Two Card Royal				
36	Player's Choice Poker				
37	Superfun 21				
38	Hawaii Hi-Lo				
39	Texas Hold 'Em Bonus Poker	2	132,223	323,668	40.9%
40	House Way Pai Gow Poker				
41	Flop Poker				
42	Two Card Joker Poker				
43	Ultimate Texas Hold 'Em				
44	Asia Poker				
45	Winner's Pot Poker				
	Total -(Must agree with line 7 on Pg 1)	21	\$ 1,444,383	\$ 6,582,197	21.9%

# TRUMP TAJ MAHAL CASINO RESORT

## MONTHLY GROSS REVENUE TAX RETURN

FOR THE MONTH OF SEPTEMBER, 2008

### CASINO WIN - CURRENT MONTH

Line (a)	Type of Game (b)	Authorized Units (c)	Win or (Loss) (d)	Drop/Handle (e)	Win or (Loss) Percentage (f)
Table and Other Games:					
1	Blackjack	60	\$ 8,447,826	\$ 54,748,173	15.4%
2	Craps	12	1,755,812	9,816,444	17.9%
3	Roulette	13	1,614,583	5,952,869	27.1%
4	Big Six	1	33,844	84,560	40.0%
5	Baccarat	1	106,731	420,053	25.4%
6	Minibaccarat	11	1,465,520	11,678,716	12.5%
7	Other Games - (Page 2)	33	3,207,044	12,657,976	25.3%
8	Subtotal - Table and Other Games	131	16,631,360	\$ 95,358,791	17.4%
9	Poker	68	1,590,120		
10	Total - Table and Other Games	199	\$ 18,221,480		

Slot Machines:					
11	\$ .01 and .02 Slot Machines	919	\$ 7,117,506	\$ 60,711,591	11.7%
12	\$ .05 Slot Machines	377	2,825,682	28,087,726	10.1%
13	\$ .25 Slot Machines	845	4,261,773	50,785,675	8.4%
14	\$ .50 Slot Machines	54	284,527	2,677,414	10.6%
15	\$ 1.00 Slot Machines	396	3,306,819	52,681,451	6.3%
16	\$ 5.00 Slot Machines	94	1,124,540	19,401,415	5.8%
17	\$ 25.00 Slot Machines	12	251,310	3,187,600	7.9%
18	\$100.00 Slot Machines	18	341,192	3,128,400	10.9%
19	Multi-denominational Slot Machines	416	3,207,610	44,779,383	7.2%
20	Other Slot Machines	40	147,423	6,708,435	2.2%
21	Total - Slot Machines	3,171	\$ 22,868,382	\$ 272,149,090	8.4%
22	Total Casino Win		\$ 41,089,862		


### TAX ON GROSS REVENUE

23	Year-to-Date Table and Other Games Win .....	\$ 135,300,508
24	Year-to-Date Slot Machine Win .....	228,865,958
25	Year-to-Date Total Casino Win .....	<b>\$ 364,166,466</b>
26	Adjustments .....	<b>\$ 56,233</b>
27	Year-To-Date Gross Revenue .....	<b>\$ 364,222,699</b>
28	Deduction for Eligible Promotional Gaming Credits .....	
29	Year-To-Date Taxable Gross Revenue .....	<b>\$ 364,222,699</b>
30	Gross Revenue Tax (8% of line 29).....	\$ 29,137,816
31	Less - Total Tax Paid in Prior Months.....	25,848,984
32	Total Tax Required for this Month (line 30 less line 31).....	\$ 3,288,832
33	Total Progressive Payout Liability - End of Month.....	\$ 877,477
34	Authorized Casino Square Footage - End of Month.....	154,838
35	Authorized Simulcasting Square Footage - End of Month.....	12,483
36	Simulcasting Revenue for the Month.....	\$ 59,288
37	Simulcasting Handle for the Month.....	\$ 777,650
38	Promotional Gaming Credits Wagered for the Month.....	\$ 1,015,237

Under penalties of perjury, I declare that I have examined this report, and to the best of my knowledge and belief, it is true and complete.

January 29, 2009

DATE



Ford Palmer

Casino Controller 4086-11

**TRUMP TAJ MAHAL CASINO RESORT  
MONTHLY GROSS REVENUE TAX RETURN  
SCHEDULE OF OTHER GAMES  
FOR THE MONTH OF SEPTEMBER, 2008**

Line (a)	Type of Game (b)	Authorized Units (c)	Win or (Loss) (d)	Drop (e)	Win or (Loss) Percentage (f)
1	Red Dog				
2	Sic Bo	1	34,448	60,041	57.4%
3	Pai Gow Poker	4	570,150	2,209,323	25.8%
4	Pai Gow	3	211,977	1,639,419	12.9%
5	Pokette				
6	Double Down Stud Poker				
7	Keno	2	17,879	84,719	21.1%
8	Caribbean Stud Poker	2	40,261	340,011	11.8%
9	Let it Ride Poker	3	226,819	959,255	23.6%
10	Super 7 1/2				
11	Mini-Craps				
12	Three Card Poker	9	1,030,832	3,691,437	27.9%
13	Caribbean Draw Poker				
14	Mini-Dice				
15	Fast Action Hold 'Em				
16	Casino War				
17	Countdown				
18	Spanish 21	4	406,099	1,507,652	26.9%
19	Colorado Hold'Em Poker				
20	Multi-Bacc				
21	Wild Aruba Stud Poker				
22	Monopoly Poker				
23	Table Slots				
24	Rainbow Dice				
25	Triple Shot				
26	Blackjack Switch				
27	Let's Get Wild Poker				
28	Boston 5 Stud Poker				
29	Double Cross Poker				
30	Double Attack Blackjack	1	174,587	399,880	43.7%
31	Shao Pai Gow				
32	6 to 5 Blackjack				
33	Four Card Poker	2	250,929	1,058,841	23.7%
34	Suspense 21				
35	Two Card Royal				
36	Player's Choice Poker				
37	Superfun 21				
38	Hawaii Hi-Lo				
39	Texas Hold 'Em Bonus Poker	2	243,063	707,398	34.4%
40	House Way Pai Gow Poker				
41	Flop Poker				
42	Two Card Joker Poker				
43	Ultimate Texas Hold 'Em				
44	Asia Poker				
45	Winner's Pot Poker				
	Total -(Must agree with line 7 on Pg 1)	33	\$ 3,207,044	\$ 12,657,976	25.3%