

ATLANTIC CITY HILTON (RIH ACQUISITIONS N.J., LLC) MONTHLY GROSS REVENUE TAX RETURN FOR THE MONTH OF OCTOBER, 2008

CASINO WIN - CURRENT MONTH

Amended November 12, 2008

Line (a)	Type of Game (b)	Authorized Units (c)	Win or (Loss) (d)	Drop/Handle (e)	Win or (Loss) Percentage (f)
Table and Other Games:					
1	Blackjack	46	\$ 2,333,316	\$ 12,213,328	19.1%
2	Craps	7	353,232	4,060,530	8.7%
3	Roulette	7	436,649	1,826,532	23.9%
4	Big Six	1	9,651	19,417	49.7%
5	Baccarat	1	101,997	1,399,922	7.3%
6	Minibaccarat	16	943,431	10,679,402	8.8%
7	Other Games - (Page 2)	28	1,459,339	6,817,114	21.4%
8	Subtotal - Table and Other Games	106	5,637,615	\$ 37,016,245	15.2%
9	Poker	11	161,786		
10	Total - Table and Other Games	117	\$ 5,799,401		

Slot Machines:					
11	\$.01 and .02 Slot Machines	590	\$ 3,538,144	\$ 28,735,008	12.3%
12	\$.05 Slot Machines	200	906,716	10,242,473	8.9%
13	\$.25 Slot Machines	768	2,546,899	32,396,829	7.9%
14	\$.50 Slot Machines	74	297,377	3,413,730	8.7%
15	\$ 1.00 Slot Machines	283	2,047,034	29,753,191	6.9%
16	\$ 5.00 Slot Machines	66	501,691	11,820,780	4.2%
17	\$ 25.00 Slot Machines	13	198,502	1,138,450	17.4%
18	\$100.00 Slot Machines	17	461,505	5,418,000	8.5%
19	Multi-denominational Slot Machines	266	1,076,617	9,936,712	10.8%
20	Other Slot Machines	25	391,216	5,365,796	7.3%
21	Total - Slot Machines	2,302	\$ 11,965,701	\$ 138,220,969	8.7%
22	Total Casino Win		\$ 17,765,102		

TAX ON GROSS REVENUE

23	Year-to-Date Table and Other Games Win	\$ 66,212,774
24	Year-to-Date Slot Machine Win	152,359,883
25	Year-to-Date Total Casino Win	\$ 218,572,657
26	Adjustments	
27	Year-To-Date Gross Revenue	\$ 218,572,657
28	Deduction for Eligible Promotional Gaming Credits	
29	Year-To-Date Taxable Gross Revenue	\$ 218,572,657
30	Gross Revenue Tax (8% of line 29).....	\$ 17,485,813
31	Less - Total Tax Paid in Prior Months.....	16,064,604
32	Total Tax Required for this Month (line 30 less line 31).....	\$ 1,421,209
33	Total Progressive Payout Liability - End of Month.....	\$ 1,348,525
34	Authorized Casino Square Footage - End of Month.....	75,374
35	Authorized Simulcasting Square Footage - End of Month.....	
36	Simulcasting Revenue for the Month.....	
37	Simulcasting Handle for the Month.....	
38	Promotional Gaming Credits Wagered for the Month.....	\$ 1,168,749

Under penalties of perjury, I declare that I have examined this report, and to the best of my knowledge and belief, it is true and complete.

January 29, 2009

DATE



JOANNE MCKENSIE

CASINO CONTROLLER (1231-11)
TITLE (LICENSE NUMBER)

ATLANTIC CITY HILTON (RIH ACQUISITIONS N.J., LLC)
MONTHLY GROSS REVENUE TAX RETURN
SCHEDULE OF OTHER GAMES
FOR THE MONTH OF OCTOBER, 2008

Line (a)	Type of Game (b)	Authorized Units (c)	Win or (Loss) (d)	Drop (e)	Win or (Loss) Percentage (f)
1	Red Dog				
2	Sic Bo	1	16,762	150,676	11.1%
3	Pai Gow Poker	4	231,240	1,177,648	19.6%
4	Pai Gow	4	305,763	1,778,209	17.2%
5	Pokette				
6	Double Down Stud Poker				
7	Keno				
8	Caribbean Stud Poker	1	41,189	164,029	25.1%
9	Let it Ride Poker	3	121,537	533,361	22.8%
10	Super 7 1/2				
11	Mini-Craps				
12	Three Card Poker	8	501,238	1,781,303	28.1%
13	Caribbean Draw Poker				
14	Mini-Dice				
15	Fast Action Hold 'Em				
16	Casino War				
17	Countdown				
18	Spanish 21	3	104,782	672,501	15.6%
19	Colorado Hold'Em Poker				
20	Multi-Bacc				
21	Wild Aruba Stud Poker				
22	Monopoly Poker				
23	Table Slots				
24	Rainbow Dice				
25	Triple Shot				
26	Blackjack Switch				
27	Let's Get Wild Poker				
28	Boston 5 Stud Poker				
29	Double Cross Poker				
30	Double Attack Blackjack	1	7,791	34,718	22.4%
31	Shao Pai Gow				
32	6 to 5 Blackjack				
33	Four Card Poker	1	64,788	219,686	29.5%
34	Suspense 21				
35	Two Card Royal				
36	Player's Choice Poker				
37	Superfun 21				
38	Hawaii Hi-Lo				
39	Texas Hold 'Em Bonus Poker	1	15,736	126,178	12.5%
40	House Way Pai Gow Poker				
41	Flop Poker				
42	Two Card Joker Poker				
43	Ultimate Texas Hold 'Em				
44	Asia Poker	1	48,513	178,805	27.1%
45	Winner's Pot Poker				
	Total -(Must agree with line 7 on Pg 1)	28	\$ 1,459,339	\$ 6,817,114	21.4%

BALLY'S ATLANTIC CITY

MONTHLY GROSS REVENUE TAX RETURN

FOR THE MONTH OF OCTOBER, 2008

CASINO WIN - CURRENT MONTH

Line (a)	Type of Game (b)	Authorized Units (c)	Win or (Loss) (d)	Drop/Handle (e)	Win or (Loss) Percentage (f)
Table and Other Games:					
1	Blackjack	66	\$ 3,260,726	\$ 28,465,439	11.5%
2	Craps	10	1,546,904	8,286,073	18.7%
3	Roulette	21	1,682,772	7,614,989	22.1%
4	Big Six	2	141,649	304,936	46.5%
5	Baccarat	2	193,629	1,647,624	11.8%
6	Minibaccarat	16	1,825,153	15,350,104	11.9%
7	Other Games - (Page 2)	61	3,563,817	16,901,802	21.1%
8	Subtotal - Table and Other Games	178	12,214,650	\$ 78,570,967	15.5%
9	Poker	27	359,760		
10	Total - Table and Other Games	205	\$ 12,574,410		

Slot Machines:					
11	\$.01 and .02 Slot Machines	985	\$ 6,170,084	\$ 47,890,497	12.9%
12	\$.05 Slot Machines	785	3,593,894	34,944,501	10.3%
13	\$.25 Slot Machines	1,751	7,464,930	85,319,599	8.7%
14	\$.50 Slot Machines	163	992,740	10,183,734	9.7%
15	\$ 1.00 Slot Machines	458	4,264,533	57,137,507	7.5%
16	\$ 5.00 Slot Machines	102	1,281,720	25,049,300	5.1%
17	\$ 25.00 Slot Machines	21	(11,502)	5,145,325	-0.2%
18	\$100.00 Slot Machines	13	138,496	1,851,900	7.5%
19	Multi-denominational Slot Machines	468	3,985,446	42,107,021	9.5%
20	Other Slot Machines	40	525,820	8,034,988	6.5%
21	Total - Slot Machines	4,786	\$ 28,406,161	\$ 317,664,372	8.9%
22	Total Casino Win		\$ 40,980,571		


TAX ON GROSS REVENUE

23	Year-to-Date Table and Other Games Win	\$ 145,715,702
24	Year-to-Date Slot Machine Win	343,193,646
25	Year-to-Date Total Casino Win	\$ 488,909,348
26	Adjustments	
27	Year-To-Date Gross Revenue	\$ 488,909,348
28	Deduction for Eligible Promotional Gaming Credits	
29	Year-To-Date Taxable Gross Revenue	\$ 488,909,348
30	Gross Revenue Tax (8% of line 29).....	\$ 39,112,748
31	Less - Total Tax Paid in Prior Months.....	35,834,302
32	Total Tax Required for this Month (line 30 less line 31).....	\$ 3,278,446
33	Total Progressive Payout Liability - End of Month.....	\$ 2,352,229
34	Authorized Casino Square Footage - End of Month.....	173,897
35	Authorized Simulcasting Square Footage - End of Month.....	36,978
36	Simulcasting Revenue for the Month.....	\$ 114,841
37	Simulcasting Handle for the Month.....	\$ 1,320,345
38	Promotional Gaming Credits Wagered for the Month.....	\$ 131,120

Under penalties of perjury, I declare that I have examined this report, and to the best of my knowledge and belief, it is true and complete.

January 29, 2009

DATE



William Pangoras

Operations Controller/(1792-11)
TITLE (LICENSE NUMBER)

BALLY'S ATLANTIC CITY
MONTHLY GROSS REVENUE TAX RETURN
SCHEDULE OF OTHER GAMES
FOR THE MONTH OF OCTOBER, 2008

Line (a)	Type of Game (b)	Authorized Units (c)	Win or (Loss) (d)	Drop (e)	Win or (Loss) Percentage (f)
1	Red Dog				
2	Sic Bo	1	52,232	163,330	32.0%
3	Pai Gow Poker	8	275,091	1,924,247	14.3%
4	Pai Gow	3	233,374	2,188,842	10.7%
5	Pokette				
6	Double Down Stud Poker				
7	Keno	4	22,250	51,280	43.4%
8	Caribbean Stud Poker	2	112,667	749,236	15.0%
9	Let it Ride Poker	4	290,487	1,288,967	22.5%
10	Super 7 1/2				
11	Mini-Craps				
12	Three Card Poker	16	1,202,559	4,729,724	25.4%
13	Caribbean Draw Poker				
14	Mini-Dice				
15	Fast Action Hold 'Em				
16	Casino War				
17	Countdown				
18	Spanish 21	7	518,785	2,146,509	24.2%
19	Colorado Hold'Em Poker				
20	Multi-Bacc				
21	Wild Aruba Stud Poker				
22	Monopoly Poker				
23	Table Slots				
24	Rainbow Dice				
25	Triple Shot				
26	Blackjack Switch				
27	Let's Get Wild Poker				
28	Boston 5 Stud Poker				
29	Double Cross Poker				
30	Double Attack Blackjack				
31	Shao Pai Gow				
32	6 to 5 Blackjack				
33	Four Card Poker	6	335,578	1,572,374	21.3%
34	Suspense 21				
35	Two Card Royal				
36	Player's Choice Poker				
37	Superfun 21				
38	Hawaii Hi-Lo				
39	Texas Hold 'Em Bonus Poker	7	335,468	1,387,459	24.2%
40	House Way Pai Gow Poker				
41	Flop Poker				
42	Two Card Joker Poker				
43	Ultimate Texas Hold 'Em				
44	Asia Poker	2	162,826	628,332	25.9%
45	Winner's Pot Poker	1	22,500	71,502	31.5%
	Total -(Must agree with line 7 on Pg 1)	61	\$ 3,563,817	\$ 16,901,802	21.1%

BORGATA HOTEL CASINO AND SPA MONTHLY GROSS REVENUE TAX RETURN FOR THE MONTH OF OCTOBER, 2008

CASINO WIN - CURRENT MONTH

Line (a)	Type of Game (b)	Authorized Units (c)	Win or (Loss) (d)	Drop/Handle (e)	Win or (Loss) Percentage (f)
Table and Other Games:					
1	Blackjack	87	\$ 6,807,898	\$ 71,565,493	9.5%
2	Craps	14	2,599,724	16,749,670	15.5%
3	Roulette	21	2,194,122	10,977,870	20.0%
4	Big Six	1	54,203	135,009	40.1%
5	Baccarat	2	769,800	4,985,670	15.4%
6	Minibaccarat	8	614,194	5,376,190	11.4%
7	Other Games - (Page 2)	49	4,459,319	19,368,185	23.0%
8	Subtotal - Table and Other Games	182	17,499,260	\$ 129,158,087	13.5%
9	Poker	85	2,096,072		
10	Total - Table and Other Games	267	\$ 19,595,332		


Slot Machines:					
11	\$.01 and .02 Slot Machines	900	\$ 10,030,225	\$ 91,817,191	10.9%
12	\$.05 Slot Machines	1,036	7,282,316	82,895,325	8.8%
13	\$.25 Slot Machines	738	4,098,384	50,296,581	8.1%
14	\$.50 Slot Machines	121	757,213	8,638,916	8.8%
15	\$ 1.00 Slot Machines	290	3,981,566	46,070,462	8.6%
16	\$ 5.00 Slot Machines	89	2,031,067	33,363,775	6.1%
17	\$ 25.00 Slot Machines	20	928,724	13,228,950	7.0%
18	\$100.00 Slot Machines	12	856,490	6,483,700	13.2%
19	Multi-denominational Slot Machines	670	8,193,338	130,464,239	6.3%
20	Other Slot Machines	53	1,157,118	16,008,694	7.2%
21	Total - Slot Machines	3,929	\$ 39,316,441	\$ 479,267,833	8.2%
22	Total Casino Win		\$ 58,911,773		

TAX ON GROSS REVENUE

23	Year-to-Date Table and Other Games Win	\$ 254,557,492	
24	Year-to-Date Slot Machine Win	371,904,654	
25	Year-to-Date Total Casino Win	\$ 626,462,146	
26	Adjustments	\$ 205	
27	Year-To-Date Gross Revenue	\$ 626,462,351	
28	Deduction for Eligible Promotional Gaming Credits		
29	Year-To-Date Taxable Gross Revenue	\$ 626,462,351	
30	Gross Revenue Tax (8% of line 29).....	\$ 50,116,988	
31	Less - Total Tax Paid in Prior Months.....	45,404,046	
32	Total Tax Required for this Month (line 30 less line 31).....	\$ 4,712,942	
33	Total Progressive Payout Liability - End of Month.....	\$ 797,147	
34	Authorized Casino Square Footage - End of Month.....	136,667	
35	Authorized Simulcasting Square Footage - End of Month.....	23,620	
36	Simulcasting Revenue for the Month.....	\$ 217,183	
37	Simulcasting Handle for the Month.....	\$ 2,733,747	
38	Promotional Gaming Credits Wagered for the Month.....	\$ 8,124,451	

Under penalties of perjury, I declare that I have examined this report, and to the best of my knowledge and belief, it is true and complete.

January 29, 2009
DATE


Betty J. Parker

Casino Controller Lic. #8038-11

BORGATA HOTEL CASINO AND SPA
MONTHLY GROSS REVENUE TAX RETURN
SCHEDULE OF OTHER GAMES
FOR THE MONTH OF OCTOBER, 2008

Line (a)	Type of Game (b)	Authorized Units (c)	Win or (Loss) (d)	Drop (e)	Win or (Loss) Percentage (f)
1	Red Dog				
2	Sic Bo				
3	Pai Gow Poker	6	456,076	1,695,462	26.9%
4	Pai Gow	2	148,028	686,064	21.6%
5	Pokette				
6	Double Down Stud Poker				
7	Keno				
8	Caribbean Stud Poker	3	330,320	1,098,122	30.1%
9	Let it Ride Poker	5	369,268	2,455,237	15.0%
10	Super 7 1/2				
11	Mini-Craps				
12	Three Card Poker	16	1,654,252	7,644,267	21.6%
13	Caribbean Draw Poker				
14	Mini-Dice				
15	Fast Action Hold 'Em				
16	Casino War				
17	Countdown				
18	Spanish 21	5	460,831	1,837,338	25.1%
19	Colorado Hold'Em Poker				
20	Multi-Bacc				
21	Wild Aruba Stud Poker				
22	Monopoly Poker				
23	Table Slots				
24	Rainbow Dice				
25	Triple Shot				
26	Blackjack Switch				
27	Let's Get Wild Poker				
28	Boston 5 Stud Poker				
29	Double Cross Poker				
30	Double Attack Blackjack				
31	Shao Pai Gow				
32	6 to 5 Blackjack				
33	Four Card Poker	5	528,528	2,162,581	24.4%
34	Suspense 21				
35	Two Card Royal				
36	Player's Choice Poker				
37	Superfun 21				
38	Hawaii Hi-Lo				
39	Texas Hold 'Em Bonus Poker	5	331,482	1,062,267	31.2%
40	House Way Pai Gow Poker				
41	Flop Poker				
42	Two Card Joker Poker				
43	Ultimate Texas Hold 'Em				
44	Asia Poker	2	180,534	726,847	24.8%
45	Winner's Pot Poker				
	Total -(Must agree with line 7 on Pg 1)	49	\$ 4,459,319	\$ 19,368,185	23.0%

CAESARS ATLANTIC CITY

MONTHLY GROSS REVENUE TAX RETURN

FOR THE MONTH OF OCTOBER , 2008

CASINO WIN - CURRENT MONTH

AMENDED 1/29/09

Line (a)	Type of Game (b)	Authorized Units (c)	Win or (Loss) (d)	Drop/Handle (e)	Win or (Loss) Percentage (f)
Table and Other Games:					
1	Blackjack	49	\$ 3,658,125	\$ 41,529,054	8.8%
2	Craps	13	3,224,069	16,271,646	19.8%
3	Roulette	16	1,578,111	8,605,597	18.3%
4	Big Six	1	97,070	248,409	39.1%
5	Baccarat	1	239,787	846,525	28.3%
6	Minibaccarat	12	1,927,579	13,945,072	13.8%
7	Other Games - (Page 2)	49	3,594,438	16,772,711	21.4%
8	Subtotal - Table and Other Games	141	14,319,179	\$ 98,219,014	14.6%
9	Poker	24	623,649		
10	Total - Table and Other Games	165	\$ 14,942,828		

Slot Machines:					
11	\$.01 and .02 Slot Machines	786	7,806,113	\$ 65,710,530	11.9%
12	\$.05 Slot Machines	437	2,991,421	26,044,578	11.5%
13	\$.25 Slot Machines	769	3,396,344	31,489,834	10.8%
14	\$.50 Slot Machines	128	602,274	5,460,066	11.0%
15	\$ 1.00 Slot Machines	334	3,014,054	34,444,228	8.8%
16	\$ 5.00 Slot Machines	96	1,313,145	26,421,435	5.0%
17	\$ 25.00 Slot Machines	15	258,901	4,265,250	6.1%
18	\$100.00 Slot Machines	18	736,435	6,443,000	11.4%
19	Multi-denominational Slot Machines	401	3,095,781	41,460,720	7.5%
20	Other Slot Machines	60	900,371	20,354,606	4.4%
21	Total - Slot Machines	3,044	\$ 24,114,839	\$ 262,094,247	9.2%
22	Total Casino Win		\$ 39,057,667		

TAX ON GROSS REVENUE

23	Year-to-Date Table and Other Games Win	\$ 180,604,954
24	Year-to-Date Slot Machine Win	284,900,195
25	Year-to-Date Total Casino Win	\$ 465,505,149
26	Adjustments	\$ 85,029
27	Year-To-Date Gross Revenue	\$ 465,590,178
28	Deduction for Eligible Promotional Gaming Credits	
29	Year-To-Date Taxable Gross Revenue	\$ 465,590,178
30	Gross Revenue Tax (8% of line 29).....	\$ 37,247,214
31	Less - Total Tax Paid in Prior Months.....	34,120,293
32	Total Tax Required for this Month (line 30 less line 31).....	\$ 3,126,921
33	Total Progressive Payout Liability - End of Month.....	\$ 1,244,180
34	Authorized Casino Square Footage - End of Month.....	114,600
35	Authorized Simulcasting Square Footage - End of Month.....	30,374
36	Simulcasting Revenue for the Month.....	\$ 85,544
37	Simulcasting Handle for the Month.....	\$ 1,060,896
38	Promotional Gaming Credits Wagered for the Month.....	\$ 165

Under penalties of perjury, I declare that I have examined this report, and to the best of my knowledge and belief, it is true and complete.

January 29, 2009

DATE



Donna Hogan

Operations Controller (7156-11)
TITLE (LICENSE NUMBER)

**CAESARS ATLANTIC CITY
MONTHLY GROSS REVENUE TAX RETURN
SCHEDULE OF OTHER GAMES
FOR THE MONTH OF OCTOBER , 2008**

Line (a)	Type of Game (b)	Authorized Units (c)	Win or (Loss) (d)	Drop (e)	Win or (Loss) Percentage (f)
1	Red Dog				
2	Sic Bo	1	102,408	282,703	36.2%
3	Pai Gow Poker	6	411,512	2,365,389	17.4%
4	Pai Gow	5	472,342	2,881,849	16.4%
5	Pokette				
6	Double Down Stud Poker				
7	Keno	3	26,371	104,057	25.3%
8	Caribbean Stud Poker	2	100,178	517,743	19.3%
9	Let it Ride Poker	3	172,847	814,110	21.2%
10	Super 7 1/2				
11	Mini-Craps				
12	Three Card Poker	11	1,058,053	4,089,600	25.9%
13	Caribbean Draw Poker				
14	Mini-Dice				
15	Fast Action Hold 'Em				
16	Casino War				
17	Countdown				
18	Spanish 21	7	364,570	1,795,815	20.3%
19	Colorado Hold'Em Poker				
20	Multi-Bacc				
21	Wild Aruba Stud Poker				
22	Monopoly Poker				
23	Table Slots				
24	Rainbow Dice				
25	Triple Shot				
26	Blackjack Switch				
27	Let's Get Wild Poker				
28	Boston 5 Stud Poker				
29	Double Cross Poker				
30	Double Attack Blackjack	1	83,012	417,906	19.9%
31	Shao Pai Gow				
32	6 to 5 Blackjack				
33	Four Card Poker	4	298,789	1,646,198	18.2%
34	Suspense 21				
35	Two Card Royal				
36	Player's Choice Poker				
37	Superfun 21				
38	Hawaii Hi-Lo				
39	Texas Hold 'Em Bonus Poker	4	190,788	807,473	23.6%
40	House Way Pai Gow Poker				
41	Flop Poker				
42	Two Card Joker Poker				
43	Ultimate Texas Hold 'Em				
44	Asia Poker	2	313,568	1,049,868	29.9%
45	Winner's Pot Poker				
	Total -(Must agree with line 7 on Pg 1)	49	\$ 3,594,438	\$ 16,772,711	21.4%

HARRAH'S RESORT

MONTHLY GROSS REVENUE TAX RETURN

FOR THE MONTH OF OCTOBER, 2008

CASINO WIN - CURRENT MONTH

Line (a)	Type of Game (b)	Authorized Units (c)	Win or (Loss) (d)	Drop/Handle (e)	Win or (Loss) Percentage (f)
Table and Other Games:					
1	Blackjack	53	\$ 2,673,099	\$ 19,532,319	13.7%
2	Craps	6	2,938,429	12,023,200	24.4%
3	Roulette	12	1,025,414	4,504,631	22.8%
4	Big Six	1	17,442	39,453	44.2%
5	Baccarat	0	0	0	0.0%
6	Minibaccarat	5	389,519	4,518,139	8.6%
7	Other Games - (Page 2)	32	2,032,980	9,613,473	21.1%
8	Subtotal - Table and Other Games	109	9,076,883	\$ 50,231,215	18.1%
9	Poker	40	460,068		
10	Total - Table and Other Games	149	\$ 9,536,951		

Slot Machines:					
11	\$.01 and .02 Slot Machines	352	\$ 3,836,015	\$ 41,295,676	9.3%
12	\$.05 Slot Machines	531	5,568,508	50,580,995	11.0%
13	\$.25 Slot Machines	781	6,230,686	57,078,133	10.9%
14	\$.50 Slot Machines	33	305,631	3,000,313	10.2%
15	\$ 1.00 Slot Machines	326	3,765,300	43,645,489	8.6%
16	\$ 5.00 Slot Machines	84	945,016	15,019,355	6.3%
17	\$ 25.00 Slot Machines	16	348,681	5,010,050	7.0%
18	\$100.00 Slot Machines	10	146,796	2,524,700	5.8%
19	Multi-denominational Slot Machines	1,316	12,041,212	156,690,978	7.7%
20	Other Slot Machines	24	179,635	3,930,754	4.6%
21	Total - Slot Machines	3,473	\$ 33,367,480	\$ 378,776,443	8.8%
22	Total Casino Win		\$ 42,904,431		

TAX ON GROSS REVENUE

23	Year-to-Date Table and Other Games Win	\$ 81,934,000
24	Year-to-Date Slot Machine Win	381,948,931
25	Year-to-Date Total Casino Win	\$ 463,882,931
26	Adjustments	\$ 17,370
27	Year-To-Date Gross Revenue	\$ 463,900,301
28	Deduction for Eligible Promotional Gaming Credits	
29	Year-To-Date Taxable Gross Revenue	\$ 463,900,301
30	Gross Revenue Tax (8% of line 29).....	\$ 37,112,024
31	Less - Total Tax Paid in Prior Months.....	33,679,470
32	Total Tax Required for this Month (line 30 less line 31).....	\$ 3,432,554
33	Total Progressive Payout Liability - End of Month.....	\$ 1,057,354
34	Authorized Casino Square Footage - End of Month.....	172,655
35	Authorized Simulcasting Square Footage - End of Month.....	569
36	Simulcasting Revenue for the Month.....	\$ 38,249
37	Simulcasting Handle for the Month.....	\$ 491,737
38	Promotional Gaming Credits Wagered for the Month.....	\$ 774,910

Under penalties of perjury, I declare that I have examined this report, and to the best of my knowledge and belief, it is true and complete.

January 29, 2009

DATE



JOSEPH LODISE

Operations Controller (008900-11)
TITLE (LICENSE NUMBER)

HARRAH'S RESORT
MONTHLY GROSS REVENUE TAX RETURN
SCHEDULE OF OTHER GAMES
FOR THE MONTH OF OCTOBER, 2008

Line (a)	Type of Game (b)	Authorized Units (c)	Win or (Loss) (d)	Drop (e)	Win or (Loss) Percentage (f)
1	Red Dog				
2	Sic Bo				
3	Pai Gow Poker	2	154,766	613,840	25.2%
4	Pai Gow	1	(44,009)	641,805	-6.9%
5	Pokette				
6	Double Down Stud Poker				
7	Keno	4	21,581	123,539	17.5%
8	Caribbean Stud Poker	1	(39,874)	248,475	-16.0%
9	Let it Ride Poker	4	331,420	1,532,769	21.6%
10	Super 7 1/2				
11	Mini-Craps				
12	Three Card Poker	11	1,030,164	3,725,759	27.6%
13	Caribbean Draw Poker				
14	Mini-Dice				
15	Fast Action Hold 'Em				
16	Casino War				
17	Countdown				
18	Spanish 21	2	78,214	448,323	17.4%
19	Colorado Hold'Em Poker				
20	Multi-Bacc				
21	Wild Aruba Stud Poker				
22	Monopoly Poker				
23	Table Slots				
24	Rainbow Dice				
25	Triple Shot				
26	Blackjack Switch				
27	Let's Get Wild Poker				
28	Boston 5 Stud Poker				
29	Double Cross Poker				
30	Double Attack Blackjack	2	112,014	350,718	31.9%
31	Shao Pai Gow				
32	6 to 5 Blackjack				
33	Four Card Poker	2	147,678	710,904	20.8%
34	Suspense 21				
35	Two Card Royal				
36	Player's Choice Poker				
37	Superfun 21				
38	Hawaii Hi-Lo				
39	Texas Hold 'Em Bonus Poker	1	80,493	413,015	19.5%
40	House Way Pai Gow Poker				
41	Flop Poker	2	160,533	804,326	20.0%
42	Two Card Joker Poker				
43	Ultimate Texas Hold 'Em				
44	Asia Poker				
45	Winner's Pot Poker				
	Total -(Must agree with line 7 on Pg 1)	32	\$ 2,032,980	\$ 9,613,473	21.1%

RESORTS ATLANTIC CITY

MONTHLY GROSS REVENUE TAX RETURN

FOR THE MONTH OF OCTOBER, 2008

CASINO WIN - CURRENT MONTH

Line (a)	Type of Game (b)	Authorized Units (c)	Win or (Loss) (d)	Drop/Handle (e)	Win or (Loss) Percentage (f)
Table and Other Games:					
1	Blackjack	32	\$ 1,592,953	\$ 11,420,489	13.9%
2	Craps	5	338,254	2,810,611	12.0%
3	Roulette	10	298,610	1,920,030	15.6%
4	Big Six	1	1,088	1,305	83.4%
5	Baccarat	2	158,537	886,536	17.9%
6	Minibaccarat	15	1,350,529	10,011,603	13.5%
7	Other Games - (Page 2)	17	679,366	3,548,829	19.1%
8	Subtotal - Table and Other Games	82	4,419,337	\$ 30,599,403	14.4%
9	Poker	5	8,693		
10	Total - Table and Other Games	87	\$ 4,428,030		

Slot Machines:					
11	\$.01 and .02 Slot Machines	599	\$ 3,522,127	\$ 29,813,250	11.8%
12	\$.05 Slot Machines	268	968,807	9,251,695	10.5%
13	\$.25 Slot Machines	555	2,318,616	24,489,450	9.5%
14	\$.50 Slot Machines	69	301,190	3,341,836	9.0%
15	\$ 1.00 Slot Machines	192	918,452	15,196,231	6.0%
16	\$ 5.00 Slot Machines	68	270,613	6,745,950	4.0%
17	\$ 25.00 Slot Machines	10	188,586	2,091,300	9.0%
18	\$100.00 Slot Machines	10	(78,000)	1,678,800	-4.6%
19	Multi-denominational Slot Machines	774	3,935,240	47,520,246	8.3%
20	Other Slot Machines	20	63,054	2,314,832	2.7%
21	Total - Slot Machines	2,565	\$ 12,408,685	\$ 142,443,590	8.7%
22	Total Casino Win		\$ 16,836,715		

TAX ON GROSS REVENUE

23	Year-to-Date Table and Other Games Win	\$ 49,701,575	
24	Year-to-Date Slot Machine Win	151,884,549	
25	Year-to-Date Total Casino Win	\$ 201,586,124	
26	Adjustments	\$ (11,089)	
27	Year-To-Date Gross Revenue	\$ 201,575,035	
28	Deduction for Eligible Promotional Gaming Credits		
29	Year-To-Date Taxable Gross Revenue	\$ 201,575,035	
30	Gross Revenue Tax (8% of line 29).....	\$ 16,126,003	
31	Less - Total Tax Paid in Prior Months.....	14,779,253	
32	Total Tax Required for this Month (line 30 less line 31).....	\$ 1,346,750	
33	Total Progressive Payout Liability - End of Month.....	\$ 231,511	
34	Authorized Casino Square Footage - End of Month.....	99,029	
35	Authorized Simulcasting Square Footage - End of Month.....		
36	Simulcasting Revenue for the Month.....		
37	Simulcasting Handle for the Month.....		
38	Promotional Gaming Credits Wagered for the Month.....	\$ 1,948,151	

Under penalties of perjury, I declare that I have examined this report, and to the best of my knowledge and belief, it is true and complete.

November 7, 2008
DATE


WALTER SIMON

Dir. Operational Accting 3930-11
TITLE (LICENSE NUMBER)

RESORTS ATLANTIC CITY
MONTHLY GROSS REVENUE TAX RETURN
SCHEDULE OF OTHER GAMES
FOR THE MONTH OF OCTOBER, 2008

Line (a)	Type of Game (b)	Authorized Units (c)	Win or (Loss) (d)	Drop (e)	Win or (Loss) Percentage (f)
1	Red Dog				
2	Sic Bo				
3	Pai Gow Poker	1	7,292	50,470	14.4%
4	Pai Gow	2	22,578	745,776	3.0%
5	Pokette				
6	Double Down Stud Poker				
7	Keno				
8	Caribbean Stud Poker				
9	Let it Ride Poker	2	104,349	419,194	24.9%
10	Super 7 1/2				
11	Mini-Craps				
12	Three Card Poker	6	363,930	1,376,457	26.4%
13	Caribbean Draw Poker				
14	Mini-Dice				
15	Fast Action Hold 'Em				
16	Casino War				
17	Countdown				
18	Spanish 21	3	101,287	650,155	15.6%
19	Colorado Hold'Em Poker				
20	Multi-Bacc				
21	Wild Aruba Stud Poker				
22	Monopoly Poker				
23	Table Slots				
24	Rainbow Dice				
25	Triple Shot				
26	Blackjack Switch				
27	Let's Get Wild Poker				
28	Boston 5 Stud Poker				
29	Double Cross Poker				
30	Double Attack Blackjack				
31	Shao Pai Gow				
32	6 to 5 Blackjack				
33	Four Card Poker	1	21,397	64,885	33.0%
34	Suspense 21				
35	Two Card Royal				
36	Player's Choice Poker				
37	Superfun 21				
38	Hawaii Hi-Lo				
39	Texas Hold 'Em Bonus Poker	1	22,962	54,914	41.8%
40	House Way Pai Gow Poker				
41	Flop Poker				
42	Two Card Joker Poker				
43	Ultimate Texas Hold 'Em				
44	Asia Poker	1	35,571	186,978	19.0%
45	Winner's Pot Poker				
	Total -(Must agree with line 7 on Pg 1)	17	\$ 679,366	\$ 3,548,829	19.1%

SHOWBOAT

MONTHLY GROSS REVENUE TAX RETURN

FOR THE MONTH OF OCTOBER, 2008

CASINO WIN - CURRENT MONTH

Line (a)	Type of Game (b)	Authorized Units (c)	Win or (Loss) (d)	Drop/Handle (e)	Win or (Loss) Percentage (f)
Table and Other Games:					
1	Blackjack	44	\$ 1,364,902	\$ 9,763,188	14.0%
2	Craps	5	465,100	3,519,067	13.2%
3	Roulette	9	400,041	2,529,672	15.8%
4	Big Six	1	28,024	79,607	35.2%
5	Baccarat				0.0%
6	Minibaccarat	9	642,133	7,210,018	8.9%
7	Other Games - (Page 2)	23	1,298,147	6,024,961	21.5%
8	Subtotal - Table and Other Games	91	4,198,347	\$ 29,126,513	14.4%
9	Poker	28	349,353		
10	Total - Table and Other Games	119	\$ 4,547,700		

Slot Machines:					
11	\$.01 and .02 Slot Machines	478	\$ 3,680,199	\$ 31,494,520	11.7%
12	\$.05 Slot Machines	183	2,699,215	19,081,771	14.1%
13	\$.25 Slot Machines	350	2,195,761	27,755,714	7.9%
14	\$.50 Slot Machines	29	109,585	991,886	11.0%
15	\$ 1.00 Slot Machines	154	698,490	17,400,462	4.0%
16	\$ 5.00 Slot Machines	28	(33,686)	5,102,195	-0.7%
17	\$ 25.00 Slot Machines	3	29,477	583,100	5.1%
18	\$100.00 Slot Machines	3	11,365	639,400	1.8%
19	Multi-denominational Slot Machines	2,072	11,575,688	108,985,962	10.6%
20	Other Slot Machines	5	79,404	683,280	11.6%
21	Total - Slot Machines	3,305	\$ 21,045,498	\$ 212,718,290	9.9%
22	Total Casino Win		\$ 25,593,198		

TAX ON GROSS REVENUE

23	Year-to-Date Table and Other Games Win	\$ 59,110,167
24	Year-to-Date Slot Machine Win	254,750,021
25	Year-to-Date Total Casino Win	\$ 313,860,188
26	Adjustments	\$ 27,077
27	Year-To-Date Gross Revenue	\$ 313,887,265
28	Deduction for Eligible Promotional Gaming Credits	
29	Year-To-Date Taxable Gross Revenue	\$ 313,887,265
30	Gross Revenue Tax (8% of line 29).....	\$ 25,110,981
31	Less - Total Tax Paid in Prior Months.....	23,063,525
32	Total Tax Required for this Month (line 30 less line 31).....	\$ 2,047,456
33	Total Progressive Payout Liability - End of Month.....	\$ 1,426,058
34	Authorized Casino Square Footage - End of Month.....	124,723
35	Authorized Simulcasting Square Footage - End of Month.....	17,086
36	Simulcasting Revenue for the Month.....	\$ 37,383
37	Simulcasting Handle for the Month.....	\$ 486,564
38	Promotional Gaming Credits Wagered for the Month.....	\$ 33

Under penalties of perjury, I declare that I have examined this report, and to the best of my knowledge and belief, it is true and complete.

November 7, 2008

DATE



Gail Myers

Operations Controller 3470-11
TITLE (LICENSE NUMBER)

SHOWBOAT
MONTHLY GROSS REVENUE TAX RETURN
SCHEDULE OF OTHER GAMES
FOR THE MONTH OF OCTOBER, 2008

Line (a)	Type of Game (b)	Authorized Units (c)	Win or (Loss) (d)	Drop (e)	Win or (Loss) Percentage (f)
1	Red Dog				
2	Sic Bo				
3	Pai Gow Poker	2	155,893	701,940	22.2%
4	Pai Gow	2	59,217	868,278	6.8%
5	Pokette				
6	Double Down Stud Poker				
7	Keno				
8	Caribbean Stud Poker	1	28,490	92,091	30.9%
9	Let it Ride Poker	3	159,191	692,977	23.0%
10	Super 7 1/2				
11	Mini-Craps				
12	Three Card Poker	8	514,505	1,928,682	26.7%
13	Caribbean Draw Poker				
14	Mini-Dice				
15	Fast Action Hold 'Em				
16	Casino War				
17	Countdown				
18	Spanish 21	1	81,586	341,950	23.9%
19	Colorado Hold'Em Poker				
20	Multi-Bacc				
21	Wild Aruba Stud Poker				
22	Monopoly Poker				
23	Table Slots				
24	Rainbow Dice				
25	Triple Shot				
26	Blackjack Switch				
27	Let's Get Wild Poker				
28	Boston 5 Stud Poker				
29	Double Cross Poker				
30	Double Attack Blackjack	1	74,825	394,577	19.0%
31	Shao Pai Gow				
32	6 to 5 Blackjack				
33	Four Card Poker	1	22,917	200,227	11.4%
34	Suspense 21				
35	Two Card Royal				
36	Player's Choice Poker				
37	Superfun 21				
38	Hawaii Hi-Lo				
39	Texas Hold 'Em Bonus Poker	2	99,451	357,442	27.8%
40	House Way Pai Gow Poker				
41	Flop Poker	2	102,072	446,797	22.8%
42	Two Card Joker Poker				
43	Ultimate Texas Hold 'Em				
44	Asia Poker				
45	Winner's Pot Poker				
	Total -(Must agree with line 7 on Pg 1)	23	\$ 1,298,147	\$ 6,024,961	21.5%

TROPICANA CASINO & RESORT

MONTHLY GROSS REVENUE TAX RETURN

FOR THE MONTH OF OCTOBER, 2008

CASINO WIN - CURRENT MONTH

Line (a)	Type of Game (b)	Authorized Units (c)	Win or (Loss) (d)	Drop/Handle (e)	Win or (Loss) Percentage (f)
Table and Other Games:					
1	Blackjack	72	\$ 2,270,789	\$ 17,266,777	13.2%
2	Craps	8	589,122	6,421,758	9.2%
3	Roulette	16	1,070,702	5,270,499	20.3%
4	Big Six	1	24,240	61,690	39.3%
5	Baccarat	1	125,439	566,115	22.2%
6	Minibaccarat	7	641,211	4,540,423	14.1%
7	Other Games - (Page 2)	35	1,816,645	8,108,586	22.4%
8	Subtotal - Table and Other Games	140	6,538,148	\$ 42,235,848	15.5%
9	Poker	35	567,664		
10	Total - Table and Other Games	175	\$ 7,105,812		

Slot Machines:					
11	\$.01 and .02 Slot Machines	747	\$ 4,427,520	\$ 36,604,922	12.1%
12	\$.05 Slot Machines	411	1,520,551	16,866,836	9.0%
13	\$.25 Slot Machines	635	2,824,945	33,967,580	8.3%
14	\$.50 Slot Machines	49	256,288	3,092,132	8.3%
15	\$ 1.00 Slot Machines	264	2,011,273	25,765,616	7.8%
16	\$ 5.00 Slot Machines	55	314,957	5,343,365	5.9%
17	\$ 25.00 Slot Machines	15	83,994	938,925	8.9%
18	\$100.00 Slot Machines	12	113,950	622,700	18.3%
19	Multi-denominational Slot Machines	1,524	6,085,430	75,072,736	8.1%
20	Other Slot Machines	49	308,011	3,348,792	9.2%
21	Total - Slot Machines	3,761	\$ 17,946,919	\$ 201,623,604	8.9%
22	Total Casino Win		\$ 25,052,731		

TAX ON GROSS REVENUE

23	Year-to-Date Table and Other Games Win	\$ 88,122,782
24	Year-to-Date Slot Machine Win	218,806,207
25	Year-to-Date Total Casino Win	\$ 306,928,989
26	Adjustments	
27	Year-To-Date Gross Revenue	\$ 306,928,989
28	Deduction for Eligible Promotional Gaming Credits	
29	Year-To-Date Taxable Gross Revenue	\$ 306,928,989
30	Gross Revenue Tax (8% of line 29).....	\$ 24,554,319
31	Less - Total Tax Paid in Prior Months.....	22,550,101
32	Total Tax Required for this Month (line 30 less line 31).....	\$ 2,004,218
33	Total Progressive Payout Liability - End of Month.....	\$ 1,202,696
34	Authorized Casino Square Footage - End of Month.....	135,795
35	Authorized Simulcasting Square Footage - End of Month.....	6,954
36	Simulcasting Revenue for the Month.....	\$ 52,924
37	Simulcasting Handle for the Month.....	\$ 626,818
38	Promotional Gaming Credits Wagered for the Month.....	\$ 295,187

Under penalties of perjury, I declare that I have examined this report, and to the best of my knowledge and belief, it is true and complete.

January 29, 2009

DATE



Jeff Bohrer

Casino Controller 7488-11

TROPICANA CASINO & RESORT
MONTHLY GROSS REVENUE TAX RETURN
SCHEDULE OF OTHER GAMES
FOR THE MONTH OF OCTOBER, 2008

Line (a)	Type of Game (b)	Authorized Units (c)	Win or (Loss) (d)	Drop (e)	Win or (Loss) Percentage (f)
1	Red Dog				
2	Sic Bo				
3	Pai Gow Poker	4	83,614	712,100	11.7%
4	Pai Gow	3	116,581	585,588	19.9%
5	Pokette				
6	Double Down Stud Poker				
7	Keno				
8	Caribbean Stud Poker	2	96,808	474,315	20.4%
9	Let it Ride Poker	3	75,909	706,378	10.7%
10	Super 7 1/2				
11	Mini-Craps				
12	Three Card Poker	11	811,751	3,056,143	26.6%
13	Caribbean Draw Poker				
14	Mini-Dice				
15	Fast Action Hold 'Em				
16	Casino War				
17	Countdown				
18	Spanish 21	5	240,341	920,237	26.1%
19	Colorado Hold'Em Poker				
20	Multi-Bacc				
21	Wild Aruba Stud Poker				
22	Monopoly Poker				
23	Table Slots				
24	Rainbow Dice				
25	Triple Shot				
26	Blackjack Switch				
27	Let's Get Wild Poker				
28	Boston 5 Stud Poker				
29	Double Cross Poker				
30	Double Attack Blackjack	1	30,853	144,936	21.3%
31	Shao Pai Gow				
32	6 to 5 Blackjack				
33	Four Card Poker	2	148,711	629,375	23.6%
34	Suspense 21				
35	Two Card Royal				
36	Player's Choice Poker				
37	Superfun 21				
38	Hawaii Hi-Lo				
39	Texas Hold 'Em Bonus Poker	4	212,077	879,514	24.1%
40	House Way Pai Gow Poker				
41	Flop Poker				
42	Two Card Joker Poker				
43	Ultimate Texas Hold 'Em				
44	Asia Poker				
45	Winner's Pot Poker				
	Total -(Must agree with line 7 on Pg 1)	35	\$ 1,816,645	\$ 8,108,586	22.4%

TRUMP MARINA

MONTHLY GROSS REVENUE TAX RETURN

FOR THE MONTH OF **October, 2008**

CASINO WIN - CURRENT MONTH

Line (a)	Type of Game (b)	Authorized Units (c)	Win or (Loss) (d)	Drop/Handle (e)	Win or (Loss) Percentage (f)
Table and Other Games:					
1	Blackjack	34	\$ (128,136)	\$ 10,280,485	-1.2%
2	Craps	6	792,715	3,879,038	20.4%
3	Roulette	6	331,895	1,353,433	24.5%
4	Big Six	0	0	0	0.0%
5	Baccarat	1	(2,935)	271,002	-1.1%
6	Minibaccarat	6	348,737	2,377,263	14.7%
7	Other Games - (Page 2)	21	820,026	3,849,237	21.3%
8	Subtotal - Table and Other Games	74	2,162,303	\$ 22,010,458	9.8%
9	Poker				
10	Total - Table and Other Games	74	\$ 2,162,303		


Slot Machines:					
11	\$.01 and .02 Slot Machines	526	\$ 4,298,692	\$ 36,173,992	11.9%
12	\$.05 Slot Machines	373	1,816,940	19,140,603	9.5%
13	\$.25 Slot Machines	484	2,121,923	24,773,746	8.6%
14	\$.50 Slot Machines	51	138,625	3,325,932	4.2%
15	\$ 1.00 Slot Machines	279	1,489,351	22,543,711	6.6%
16	\$ 5.00 Slot Machines	50	405,395	7,026,060	5.8%
17	\$ 25.00 Slot Machines	10	(2)	963,275	0.0%
18	\$100.00 Slot Machines	5	(81,584)	545,400	-15.0%
19	Multi-denominational Slot Machines	182	1,285,828	14,090,386	9.1%
20	Other Slot Machines	23	116,523	4,120,264	2.8%
21	Total - Slot Machines	1,983	\$ 11,591,691	\$ 132,703,369	8.7%
22	Total Casino Win		\$ 13,753,994		

TAX ON GROSS REVENUE

23	Year-to-Date Table and Other Games Win	\$ 41,962,846
24	Year-to-Date Slot Machine Win	133,717,023
25	Year-to-Date Total Casino Win	\$ 175,679,869
26	Adjustments	\$ 4,979
27	Year-To-Date Gross Revenue	\$ 175,684,848
28	Deduction for Eligible Promotional Gaming Credits	
29	Year-To-Date Taxable Gross Revenue	\$ 175,684,848
30	Gross Revenue Tax (8% of line 29).....	\$ 14,054,788
31	Less - Total Tax Paid in Prior Months.....	12,954,556
32	Total Tax Required for this Month (line 30 less line 31).....	\$ 1,100,232
33	Total Progressive Payout Liability - End of Month.....	\$ 368,695
34	Authorized Casino Square Footage - End of Month.....	78,535
35	Authorized Simulcasting Square Footage - End of Month.....	
36	Simulcasting Revenue for the Month.....	
37	Simulcasting Handle for the Month.....	
38	Promotional Gaming Credits Wagered for the Month.....	\$ 1,927,743

Under penalties of perjury, I declare that I have examined this report, and to the best of my knowledge and belief, it is true and complete.

January 29, 2009
DATE


Robert Allen

Director of Casino Finance 6793-11
TITLE (LICENSE NUMBER)

TRUMP MARINA
MONTHLY GROSS REVENUE TAX RETURN
SCHEDULE OF OTHER GAMES
FOR THE MONTH OF October, 2008

Line (a)	Type of Game (b)	Authorized Units (c)	Win or (Loss) (d)	Drop (e)	Win or (Loss) Percentage (f)
1	Red Dog				
2	Sic Bo				
3	Pai Gow Poker	2	60,213	391,054	15.4%
4	Pai Gow	2	44,233	200,885	22.0%
5	Pokette				
6	Double Down Stud Poker				
7	Keno				
8	Caribbean Stud Poker	2	(81,566)	225,909	-36.1%
9	Let it Ride Poker	2	141,666	611,189	23.2%
10	Super 7 1/2				
11	Mini-Craps				
12	Three Card Poker	6	389,153	1,412,106	27.6%
13	Caribbean Draw Poker				
14	Mini-Dice				
15	Fast Action Hold 'Em				
16	Casino War				
17	Countdown				
18	Spanish 21	3	118,361	393,490	30.1%
19	Colorado Hold'Em Poker				
20	Multi-Bacc				
21	Wild Aruba Stud Poker				
22	Monopoly Poker				
23	Table Slots				
24	Rainbow Dice				
25	Triple Shot				
26	Blackjack Switch				
27	Let's Get Wild Poker				
28	Boston 5 Stud Poker				
29	Double Cross Poker				
30	Double Attack Blackjack				
31	Shao Pai Gow				
32	6 to 5 Blackjack				
33	Four Card Poker	2	64,968	227,073	28.6%
34	Suspense 21				
35	Two Card Royal				
36	Player's Choice Poker				
37	Superfun 21				
38	Hawaii Hi-Lo				
39	Texas Hold 'Em Bonus Poker	1	37,322	145,217	25.7%
40	House Way Pai Gow Poker				
41	Flop Poker				
42	Two Card Joker Poker				
43	Ultimate Texas Hold 'Em	1	45,677	242,314	18.9%
44	Asia Poker				
45	Winner's Pot Poker				
	Total -(Must agree with line 7 on Pg 1)	21	\$ 820,026	\$ 3,849,237	21.3%

TRUMP PLAZA

MONTHLY GROSS REVENUE TAX RETURN

FOR THE MONTH OF OCTOBER 2008

CASINO WIN - CURRENT MONTH

Line (a)	Type of Game (b)	Authorized Units (c)	Win or (Loss) (d)	Drop/Handle (e)	Win or (Loss) Percentage (f)
Table and Other Games:					
1	Blackjack	36	\$ 2,551,602	\$ 17,403,344	14.7%
2	Craps	5	984,078	6,588,155	14.9%
3	Roulette	9	787,351	3,049,835	25.8%
4	Big Six	0	(2,864)	0	0.0%
5	Baccarat	0	0	0	0.0%
6	Minibaccarat	10	1,005,320	11,777,980	8.5%
7	Other Games - (Page 2)	21	1,399,571	6,462,095	21.7%
8	Subtotal - Table and Other Games	81	6,725,058	\$ 45,281,409	14.9%
9	Poker	14	26,621		
10	Total - Table and Other Games	95	\$ 6,751,679		

Slot Machines:					
11	\$.01 and .02 Slot Machines	553	\$ 4,178,702	\$ 35,712,427	11.7%
12	\$.05 Slot Machines	321	1,600,512	14,412,118	11.1%
13	\$.25 Slot Machines	589	2,889,769	35,543,660	8.1%
14	\$.50 Slot Machines	108	534,075	8,873,050	6.0%
15	\$ 1.00 Slot Machines	245	1,598,507	19,563,769	8.2%
16	\$ 5.00 Slot Machines	56	499,748	7,800,605	6.4%
17	\$ 25.00 Slot Machines	13	16,063	1,321,200	1.2%
18	\$100.00 Slot Machines	5	51,752	384,900	13.4%
19	Multi-denominational Slot Machines	160	1,109,954	15,965,371	7.0%
20	Other Slot Machines	68	410,150	7,636,948	5.4%
21	Total - Slot Machines	2,118	\$ 12,889,232	\$ 147,214,048	8.8%
22	Total Casino Win		\$ 19,640,911		


TAX ON GROSS REVENUE

23	Year-to-Date Table and Other Games Win	\$ 71,993,310
24	Year-to-Date Slot Machine Win	154,459,973
25	Year-to-Date Total Casino Win	\$ 226,453,283
26	Adjustments	\$ 43,232
27	Year-To-Date Gross Revenue	\$ 226,496,515
28	Deduction for Eligible Promotional Gaming Credits	
29	Year-To-Date Taxable Gross Revenue	\$ 226,496,515
30	Gross Revenue Tax (8% of line 29).....	\$ 18,119,721
31	Less - Total Tax Paid in Prior Months.....	16,548,325
32	Total Tax Required for this Month (line 30 less line 31).....	\$ 1,571,396
33	Total Progressive Payout Liability - End of Month.....	\$ 468,811
34	Authorized Casino Square Footage - End of Month.....	95,306
35	Authorized Simulcasting Square Footage - End of Month.....	
36	Simulcasting Revenue for the Month.....	
37	Simulcasting Handle for the Month.....	
38	Promotional Gaming Credits Wagered for the Month.....	\$ 615,952

Under penalties of perjury, I declare that I have examined this report, and to the best of my knowledge and belief, it is true and complete.

January 29, 2009

DATE



Casino Controller (1623-11)
TITLE (LICENSE NUMBER)

TRUMP PLAZA
MONTHLY GROSS REVENUE TAX RETURN
SCHEDULE OF OTHER GAMES
FOR THE MONTH OF OCTOBER 2008

Line (a)	Type of Game (b)	Authorized Units (c)	Win or (Loss) (d)	Drop (e)	Win or (Loss) Percentage (f)
1	Red Dog				
2	Sic Bo				
3	Pai Gow Poker	2	281,171	905,676	31.0%
4	Pai Gow	2	131,684	1,080,095	12.2%
5	Pokette				
6	Double Down Stud Poker				
7	Keno				
8	Caribbean Stud Poker				
9	Let it Ride Poker	2	115,922	556,233	20.8%
10	Super 7 1/2				
11	Mini-Craps				
12	Three Card Poker	8	426,584	1,931,392	22.1%
13	Caribbean Draw Poker				
14	Mini-Dice				
15	Fast Action Hold 'Em				
16	Casino War				
17	Countdown				
18	Spanish 21	3	309,579	1,184,788	26.1%
19	Colorado Hold'Em Poker				
20	Multi-Bacc				
21	Wild Aruba Stud Poker				
22	Monopoly Poker				
23	Table Slots				
24	Rainbow Dice				
25	Triple Shot				
26	Blackjack Switch				
27	Let's Get Wild Poker				
28	Boston 5 Stud Poker				
29	Double Cross Poker				
30	Double Attack Blackjack				
31	Shao Pai Gow				
32	6 to 5 Blackjack				
33	Four Card Poker	2	76,187	494,290	15.4%
34	Suspense 21				
35	Two Card Royal				
36	Player's Choice Poker				
37	Superfun 21				
38	Hawaii Hi-Lo				
39	Texas Hold 'Em Bonus Poker	2	58,444	309,621	18.9%
40	House Way Pai Gow Poker				
41	Flop Poker				
42	Two Card Joker Poker				
43	Ultimate Texas Hold 'Em				
44	Asia Poker				
45	Winner's Pot Poker				
	Total -(Must agree with line 7 on Pg 1)	21	\$ 1,399,571	\$ 6,462,095	21.7%

TRUMP TAJ MAHAL CASINO RESORT

MONTHLY GROSS REVENUE TAX RETURN

FOR THE MONTH OF OCTOBER, 2008

CASINO WIN - CURRENT MONTH

Line (a)	Type of Game (b)	Authorized Units (c)	Win or (Loss) (d)	Drop/Handle (e)	Win or (Loss) Percentage (f)
Table and Other Games:					
1	Blackjack	62	\$ 13,980,312	\$ 52,792,107	26.5%
2	Craps	12	1,876,463	12,693,736	14.8%
3	Roulette	13	1,274,394	5,543,515	23.0%
4	Big Six	1	44,830	92,582	48.4%
5	Baccarat	1	138,586	624,715	22.2%
6	Minibaccarat	10	1,268,134	11,306,628	11.2%
7	Other Games - (Page 2)	33	2,850,329	11,666,644	24.4%
8	Subtotal - Table and Other Games	132	21,433,048	\$ 94,719,927	22.6%
9	Poker	63	1,456,384		
10	Total - Table and Other Games	195	\$ 22,889,432		


Slot Machines:					
11	\$.01 and .02 Slot Machines	940	\$ 7,189,803	\$ 60,667,822	11.9%
12	\$.05 Slot Machines	362	2,628,994	26,532,810	9.9%
13	\$.25 Slot Machines	818	4,371,682	50,429,071	8.7%
14	\$.50 Slot Machines	54	279,880	2,837,414	9.9%
15	\$ 1.00 Slot Machines	396	3,734,785	50,607,283	7.4%
16	\$ 5.00 Slot Machines	93	709,551	17,580,370	4.0%
17	\$ 25.00 Slot Machines	12	389,274	3,583,700	10.9%
18	\$100.00 Slot Machines	18	223	4,368,800	0.0%
19	Multi-denominational Slot Machines	430	3,268,810	43,860,541	7.5%
20	Other Slot Machines	35	260,197	5,571,353	4.7%
21	Total - Slot Machines	3,158	\$ 22,833,199	\$ 266,039,164	8.6%
22	Total Casino Win		\$ 45,722,631		

TAX ON GROSS REVENUE

23	Year-to-Date Table and Other Games Win	\$ 158,189,940
24	Year-to-Date Slot Machine Win	251,699,157
25	Year-to-Date Total Casino Win	\$ 409,889,097
26	Adjustments	\$ 57,907
27	Year-To-Date Gross Revenue	\$ 409,947,004
28	Deduction for Eligible Promotional Gaming Credits	
29	Year-To-Date Taxable Gross Revenue	\$ 409,947,004
30	Gross Revenue Tax (8% of line 29).....	\$ 32,795,760
31	Less - Total Tax Paid in Prior Months.....	29,137,816
32	Total Tax Required for this Month (line 30 less line 31).....	\$ 3,657,944
33	Total Progressive Payout Liability - End of Month.....	\$ 877,731
34	Authorized Casino Square Footage - End of Month.....	154,838
35	Authorized Simulcasting Square Footage - End of Month.....	12,483
36	Simulcasting Revenue for the Month.....	\$ 61,151
37	Simulcasting Handle for the Month.....	\$ 737,998
38	Promotional Gaming Credits Wagered for the Month.....	\$ 1,780,975

Under penalties of perjury, I declare that I have examined this report, and to the best of my knowledge and belief, it is true and complete.

January 29, 2009
DATE


Ford Palmer

Casino Controller 4086-11

TRUMP TAJ MAHAL CASINO RESORT
MONTHLY GROSS REVENUE TAX RETURN
SCHEDULE OF OTHER GAMES
FOR THE MONTH OF OCTOBER, 2008

Line (a)	Type of Game (b)	Authorized Units (c)	Win or (Loss) (d)	Drop (e)	Win or (Loss) Percentage (f)
1	Red Dog				
2	Sic Bo	1	19,621	42,844	45.8%
3	Pai Gow Poker	4	478,104	1,789,313	26.7%
4	Pai Gow	3	100,193	1,104,675	9.1%
5	Pokette				
6	Double Down Stud Poker				
7	Keno	2	24,378	73,482	33.2%
8	Caribbean Stud Poker	2	86,646	326,528	26.5%
9	Let it Ride Poker	3	184,425	890,537	20.7%
10	Super 7 1/2				
11	Mini-Craps				
12	Three Card Poker	9	1,083,110	3,706,996	29.2%
13	Caribbean Draw Poker				
14	Mini-Dice				
15	Fast Action Hold 'Em				
16	Casino War				
17	Countdown				
18	Spanish 21	4	380,446	1,698,976	22.4%
19	Colorado Hold'Em Poker				
20	Multi-Bacc				
21	Wild Aruba Stud Poker				
22	Monopoly Poker				
23	Table Slots				
24	Rainbow Dice				
25	Triple Shot				
26	Blackjack Switch				
27	Let's Get Wild Poker				
28	Boston 5 Stud Poker				
29	Double Cross Poker				
30	Double Attack Blackjack	1	82,703	441,028	18.8%
31	Shao Pai Gow				
32	6 to 5 Blackjack				
33	Four Card Poker	2	219,155	881,546	24.9%
34	Suspense 21				
35	Two Card Royal				
36	Player's Choice Poker				
37	Superfun 21				
38	Hawaii Hi-Lo				
39	Texas Hold 'Em Bonus Poker	2	191,548	710,719	27.0%
40	House Way Pai Gow Poker				
41	Flop Poker				
42	Two Card Joker Poker				
43	Ultimate Texas Hold 'Em				
44	Asia Poker				
45	Winner's Pot Poker				
	Total -(Must agree with line 7 on Pg 1)	33	\$ 2,850,329	\$ 11,666,644	24.4%