

ATLANTIC CITY HILTON (RIH ACQUISITIONS N.J., LLC)

MONTHLY GROSS REVENUE TAX RETURN

FOR THE MONTH OF DECEMBER, 2008

CASINO WIN - CURRENT MONTH

Line (a)	Type of Game (b)	Authorized Units (c)	Win or (Loss) (d)	Drop/Handle (e)	Win or (Loss) Percentage (f)
Table and Other Games:					
1	Blackjack	40	\$ 968,995	\$ 11,044,636	8.8%
2	Craps	6	540,675	3,232,078	16.7%
3	Roulette	6	346,221	1,832,118	18.9%
4	Big Six	1	12,712	28,245	45.0%
5	Baccarat	1	316,176	1,529,660	20.7%
6	Minibaccarat	16	396,291	11,732,072	3.4%
7	Other Games - (Page 2)	28	1,284,754	6,544,830	19.6%
8	Subtotal - Table and Other Games	98	3,865,824	\$ 35,943,639	10.8%
9	Poker	4	72,261		
10	Total - Table and Other Games	102	\$ 3,938,085		
Slot Machines:					
11	\$.01 and .02 Slot Machines	621	\$ 3,628,190	\$ 28,834,135	12.6%
12	\$.05 Slot Machines	171	578,976	8,294,223	7.0%
13	\$.25 Slot Machines	760	2,274,019	27,339,863	8.3%
14	\$.50 Slot Machines	74	301,563	3,241,000	9.3%
15	\$ 1.00 Slot Machines	287	1,598,529	24,514,026	6.5%
16	\$ 5.00 Slot Machines	66	342,952	7,177,852	4.8%
17	\$ 25.00 Slot Machines	13	88,232	739,775	11.9%
18	\$100.00 Slot Machines	12	56,100	920,600	6.1%
19	Multi-denominational Slot Machines	266	1,028,101	9,814,919	10.5%
20	Other Slot Machines	25	298,353	4,615,132	6.5%
21	Total - Slot Machines	2,295	\$ 10,195,015	\$ 115,491,525	8.8%
22	Total Casino Win		\$ 14,133,100		

TAX ON GROSS REVENUE

23	Year-to-Date Table and Other Games Win	\$ 75,327,133
24	Year-to-Date Slot Machine Win	173,795,527
25	Year-to-Date Total Casino Win	\$ 249,122,660
26	Adjustments	\$ (10,000)
27	Year-To-Date Gross Revenue	\$ 249,112,660
28	Deduction for Eligible Promotional Gaming Credits	\$ 2,625,234
29	Year-To-Date Taxable Gross Revenue	\$ 246,487,426
30	Gross Revenue Tax (8% of line 29).....	\$ 19,718,994
31	Less - Total Tax Paid in Prior Months.....	18,700,872
32	Total Tax Required for this Month (line 30 less line 31).....	\$ 1,018,122
33	Total Progressive Payout Liability - End of Month.....	\$ 1,180,821
34	Authorized Casino Square Footage - End of Month.....	75,374
35	Authorized Simulcasting Square Footage - End of Month.....	
36	Simulcasting Revenue for the Month.....	
37	Simulcasting Handle for the Month.....	
38	Promotional Gaming Credits Wagered for the Month.....	\$ 3,438,878

Under penalties of perjury, I declare that I have examined this report, and to the best of my knowledge and belief, it is true and complete.

March 13, 2009
DATE



JOANNE MCKENSIE

CASINO CONTROLLER (1231-11)
TITLE (LICENSE NUMBER)

**ATLANTIC CITY HILTON (RIH ACQUISITIONS N.J., LLC)
MONTHLY GROSS REVENUE TAX RETURN
SCHEDULE OF OTHER GAMES
FOR THE MONTH OF DECEMBER, 2008**

Line (a)	Type of Game (b)	Authorized Units (c)	Win or (Loss) (d)	Drop (e)	Win or (Loss) Percentage (f)
1	Red Dog				
2	Sic Bo	1	28,526	165,454	17.2%
3	Pai Gow Poker	4	159,544	1,142,201	14.0%
4	Pai Gow	4	178,918	1,878,225	9.5%
5	Pokette				
6	Double Down Stud Poker				
7	Keno				
8	Caribbean Stud Poker	1	16,433	93,812	17.5%
9	Let it Ride Poker	3	145,693	491,640	29.6%
10	Super 7 1/2				
11	Mini-Craps				
12	Three Card Poker	8	510,003	1,661,068	30.7%
13	Caribbean Draw Poker				
14	Mini-Dice				
15	Fast Action Hold 'Em				
16	Casino War				
17	Countdown				
18	Spanish 21	3	133,793	681,358	19.6%
19	Colorado Hold'Em Poker				
20	Multi-Bacc				
21	Wild Aruba Stud Poker				
22	Monopoly Poker				
23	Table Slots				
24	Rainbow Dice				
25	Triple Shot				
26	Blackjack Switch				
27	Let's Get Wild Poker				
28	Boston 5 Stud Poker				
29	Double Cross Poker				
30	Double Attack Blackjack	1	14,280	59,369	24.1%
31	Shao Pai Gow				
32	6 to 5 Blackjack				
33	Four Card Poker	1	30,102	164,063	18.3%
34	Suspense 21				
35	Two Card Royal				
36	Player's Choice Poker				
37	Superfun 21				
38	Hawaii Hi-Lo				
39	Texas Hold 'Em Bonus Poker	1	43,123	115,631	37.3%
40	House Way Pai Gow Poker				
41	Flop Poker				
42	Two Card Joker Poker				
43	Ultimate Texas Hold 'Em				
44	Asia Poker	1	24,339	92,009	26.5%
45	Winner's Pot Poker				
	Total -(Must agree with line 7 on Pg 1)	28	\$ 1,284,754	\$ 6,544,830	19.6%

BALLY'S ATLANTIC CITY

MONTHLY GROSS REVENUE TAX RETURN

FOR THE MONTH OF DECEMBER, 2008

CASINO WIN - CURRENT MONTH

Line (a)	Type of Game (b)	Authorized Units (c)	Win or (Loss) (d)	Drop/Handle (e)	Win or (Loss) Percentage (f)
Table and Other Games:					
1	Blackjack	68	\$ 4,457,133	\$ 30,227,030	14.7%
2	Craps	9	1,613,254	7,782,243	20.7%
3	Roulette	21	1,584,043	7,343,342	21.6%
4	Big Six	2	98,545	236,847	41.6%
5	Baccarat	2	282,767	1,693,368	16.7%
6	Minibaccarat	16	1,493,908	15,727,552	9.5%
7	Other Games - (Page 2)	61	3,670,559	16,322,125	22.5%
8	Subtotal - Table and Other Games	179	13,200,209	\$ 79,332,507	16.6%
9	Poker	27	343,610		
10	Total - Table and Other Games	206	\$ 13,543,819		
Slot Machines:					
11	\$.01 and .02 Slot Machines	991	\$ 5,120,973	\$ 40,247,155	12.7%
12	\$.05 Slot Machines	792	2,852,045	27,362,866	10.4%
13	\$.25 Slot Machines	1,733	5,156,724	63,581,090	8.1%
14	\$.50 Slot Machines	162	867,418	8,530,474	10.2%
15	\$ 1.00 Slot Machines	458	3,391,579	49,542,791	6.8%
16	\$ 5.00 Slot Machines	102	1,488,543	20,620,405	7.2%
17	\$ 25.00 Slot Machines	21	425,869	4,990,825	8.5%
18	\$100.00 Slot Machines	13	234,132	2,399,100	9.8%
19	Multi-denominational Slot Machines	472	3,191,290	34,086,006	9.4%
20	Other Slot Machines	40	605,930	7,877,486	7.7%
21	Total - Slot Machines	4,784	\$ 23,334,503	\$ 259,238,198	9.0%
22	Total Casino Win		\$ 36,878,322		

TAX ON GROSS REVENUE

23	Year-to-Date Table and Other Games Win	\$ 173,440,327
24	Year-to-Date Slot Machine Win	394,629,796
25	Year-to-Date Total Casino Win	\$ 568,070,123
26	Adjustments	
27	Year-To-Date Gross Revenue	\$ 568,070,123
28	Deduction for Eligible Promotional Gaming Credits	\$ 5,522,734
29	Year-To-Date Taxable Gross Revenue	\$ 562,547,389
30	Gross Revenue Tax (8% of line 29).....	\$ 45,003,791
31	Less - Total Tax Paid in Prior Months.....	42,288,564
32	Total Tax Required for this Month (line 30 less line 31).....	\$ 2,715,227
33	Total Progressive Payout Liability - End of Month.....	\$ 2,297,430
34	Authorized Casino Square Footage - End of Month.....	147,180
35	Authorized Simulcasting Square Footage - End of Month.....	35,002
36	Simulcasting Revenue for the Month.....	\$ 88,386
37	Simulcasting Handle for the Month.....	\$ 1,006,564
38	Promotional Gaming Credits Wagered for the Month.....	\$ 1,351,982

Under penalties of perjury, I declare that I have examined this report, and to the best of my knowledge and belief, it is true and complete.

March 13, 2009

DATE



William Pangoras

Operations Controller/(1792-11)
TITLE (LICENSE NUMBER)

**BALLY'S ATLANTIC CITY
MONTHLY GROSS REVENUE TAX RETURN
SCHEDULE OF OTHER GAMES
FOR THE MONTH OF DECEMBER, 2008**

Line (a)	Type of Game (b)	Authorized Units (c)	Win or (Loss) (d)	Drop (e)	Win or (Loss) Percentage (f)
1	Red Dog				
2	Sic Bo	1	36,498	145,164	25.1%
3	Pai Gow Poker	9	487,951	2,128,957	22.9%
4	Pai Gow	3	282,084	2,217,699	12.7%
5	Pokette				
6	Double Down Stud Poker				
7	Keno	4	12,626	35,645	35.4%
8	Caribbean Stud Poker	2	144,580	793,771	18.2%
9	Let it Ride Poker	4	260,715	1,157,425	22.5%
10	Super 7 1/2				
11	Mini-Craps				
12	Three Card Poker	15	1,079,256	4,242,537	25.4%
13	Caribbean Draw Poker				
14	Mini-Dice				
15	Fast Action Hold 'Em				
16	Casino War				
17	Countdown				
18	Spanish 21	7	540,085	2,142,055	25.2%
19	Colorado Hold'Em Poker				
20	Multi-Bacc				
21	Wild Aruba Stud Poker				
22	Monopoly Poker				
23	Table Slots				
24	Rainbow Dice				
25	Triple Shot				
26	Blackjack Switch				
27	Let's Get Wild Poker				
28	Boston 5 Stud Poker				
29	Double Cross Poker				
30	Double Attack Blackjack				
31	Shao Pai Gow				
32	6 to 5 Blackjack				
33	Four Card Poker	6	321,552	1,319,820	24.4%
34	Suspense 21				
35	Two Card Royal				
36	Player's Choice Poker				
37	Superfun 21				
38	Hawaii Hi-Lo				
39	Texas Hold 'Em Bonus Poker	6	240,417	1,023,259	23.5%
40	House Way Pai Gow Poker				
41	Flop Poker				
42	Two Card Joker Poker				
43	Ultimate Texas Hold 'Em	1	64,458	327,554	19.7%
44	Asia Poker	2	179,293	699,129	25.6%
45	Winner's Pot Poker	1	21,044	89,110	23.6%
	Total -(Must agree with line 7 on Pg 1)	61	\$ 3,670,559	\$ 16,322,125	22.5%

BORGATA HOTEL CASINO AND SPA MONTHLY GROSS REVENUE TAX RETURN FOR THE MONTH OF DECEMBER, 2008

CASINO WIN - CURRENT MONTH

Line (a)	Type of Game (b)	Authorized Units (c)	Win or (Loss) (d)	Drop/Handle (e)	Win or (Loss) Percentage (f)
Table and Other Games:					
1	Blackjack	87	\$ 8,683,458	\$ 70,645,150	12.3%
2	Craps	14	2,578,204	16,352,079	15.8%
3	Roulette	21	2,465,723	11,707,243	21.1%
4	Big Six	1	50,054	126,041	39.7%
5	Baccarat	2	1,058,113	5,222,018	20.3%
6	Minibaccarat	8	1,152,740	6,109,438	18.9%
7	Other Games - (Page 2)	49	4,530,820	19,640,540	23.1%
8	Subtotal - Table and Other Games	182	20,519,112	\$ 129,802,509	15.8%
9	Poker	85	2,222,405		
10	Total - Table and Other Games	267	\$ 22,741,517		

Slot Machines:					
11	\$.01 and .02 Slot Machines	927	\$ 8,177,164	\$ 73,469,603	11.1%
12	\$.05 Slot Machines	1,032	6,020,399	62,620,330	9.6%
13	\$.25 Slot Machines	723	2,959,373	38,619,586	7.7%
14	\$.50 Slot Machines	121	691,093	6,577,167	10.5%
15	\$ 1.00 Slot Machines	282	2,972,109	36,772,914	8.1%
16	\$ 5.00 Slot Machines	89	1,939,640	27,691,345	7.0%
17	\$ 25.00 Slot Machines	20	660,047	12,246,625	5.4%
18	\$100.00 Slot Machines	12	593,909	7,654,800	7.8%
19	Multi-denominational Slot Machines	672	7,277,562	112,775,258	6.5%
20	Other Slot Machines	53	1,254,142	13,936,790	9.0%
21	Total - Slot Machines	3,931	\$ 32,545,438	\$ 392,364,418	8.3%
22	Total Casino Win		\$ 55,286,955		


TAX ON GROSS REVENUE

23	Year-to-Date Table and Other Games Win	\$ 297,334,851	
24	Year-to-Date Slot Machine Win	441,443,988	
25	Year-to-Date Total Casino Win	\$ 738,778,839	
26	Adjustments	\$ 205	
27	Year-To-Date Gross Revenue	\$ 738,779,044	
28	Deduction for Eligible Promotional Gaming Credits	\$ 6,465,977	
29	Year-To-Date Taxable Gross Revenue	\$ 732,313,067	
30	Gross Revenue Tax (8% of line 29).....	\$ 58,585,045	
31	Less - Total Tax Paid in Prior Months.....	54,437,270	
32	Total Tax Required for this Month (line 30 less line 31).....	\$ 4,147,775	
33	Total Progressive Payout Liability - End of Month.....	\$ 803,886	
34	Authorized Casino Square Footage - End of Month.....	136,667	
35	Authorized Simulcasting Square Footage - End of Month.....	23,620	
36	Simulcasting Revenue for the Month.....	\$ 168,280	
37	Simulcasting Handle for the Month.....	\$ 1,915,519	
38	Promotional Gaming Credits Wagered for the Month.....	\$ 5,206,926	

Under penalties of perjury, I declare that I have examined this report, and to the best of my knowledge and belief, it is true and complete.

March 13, 2009

DATE



Betty J. Parker

Casino Controller Lic. #8038-11

BORGATA HOTEL CASINO AND SPA
MONTHLY GROSS REVENUE TAX RETURN
SCHEDULE OF OTHER GAMES
FOR THE MONTH OF DECEMBER, 2008

Line (a)	Type of Game (b)	Authorized Units (c)	Win or (Loss) (d)	Drop (e)	Win or (Loss) Percentage (f)
1	Red Dog				
2	Sic Bo				
3	Pai Gow Poker	6	516,740	2,056,147	25.1%
4	Pai Gow	2	118,744	967,144	12.3%
5	Pokette				
6	Double Down Stud Poker				
7	Keno				
8	Caribbean Stud Poker	3	314,712	1,119,268	28.1%
9	Let it Ride Poker	5	306,264	2,157,217	14.2%
10	Super 7 1/2				
11	Mini-Craps				
12	Three Card Poker	16	1,691,368	7,473,616	22.6%
13	Caribbean Draw Poker				
14	Mini-Dice				
15	Fast Action Hold 'Em				
16	Casino War				
17	Countdown				
18	Spanish 21	5	415,275	1,837,398	22.6%
19	Colorado Hold'Em Poker				
20	Multi-Bacc				
21	Wild Aruba Stud Poker				
22	Monopoly Poker				
23	Table Slots				
24	Rainbow Dice				
25	Triple Shot				
26	Blackjack Switch				
27	Let's Get Wild Poker				
28	Boston 5 Stud Poker				
29	Double Cross Poker				
30	Double Attack Blackjack				
31	Shao Pai Gow				
32	6 to 5 Blackjack				
33	Four Card Poker	5	607,158	2,295,350	26.5%
34	Suspense 21				
35	Two Card Royal				
36	Player's Choice Poker				
37	Superfun 21				
38	Hawaii Hi-Lo				
39	Texas Hold 'Em Bonus Poker	5	279,432	914,279	30.6%
40	House Way Pai Gow Poker				
41	Flop Poker				
42	Two Card Joker Poker				
43	Ultimate Texas Hold 'Em				
44	Asia Poker	2	281,127	820,121	34.3%
45	Winner's Pot Poker				
	Total -(Must agree with line 7 on Pg 1)	49	\$ 4,530,820	\$ 19,640,540	23.1%

CAESARS ATLANTIC CITY

MONTHLY GROSS REVENUE TAX RETURN

FOR THE MONTH OF DECEMBER, 2008

CASINO WIN - CURRENT MONTH

Line (a)	Type of Game (b)	Authorized Units (c)	Win or (Loss) (d)	Drop/Handle (e)	Win or (Loss) Percentage (f)
Table and Other Games:					
1	Blackjack	50	\$ 3,823,977	\$ 33,248,741	11.5%
2	Craps	13	2,223,650	16,834,508	13.2%
3	Roulette	15	1,955,006	8,359,494	23.4%
4	Big Six	1	88,492	181,536	48.7%
5	Baccarat	1	23,961	514,317	4.7%
6	Minibaccarat	12	2,009,462	14,770,060	13.6%
0	Other Games - (Page 2)	49	3,513,207	16,643,198	21.1%
8	Subtotal - Table and Other Games	141	13,637,755	\$ 90,551,854	15.1%
9	Poker	24	612,276		
10	Total - Table and Other Games	165	\$ 14,250,031		

Slot Machines:					
11	\$.01 and .02 Slot Machines	814	7,015,585	\$ 60,095,967	11.7%
12	\$.05 Slot Machines	395	2,223,254	19,865,455	11.2%
13	\$.25 Slot Machines	753	2,548,555	24,255,665	10.5%
14	\$.50 Slot Machines	128	549,308	4,661,990	11.8%
15	\$ 1.00 Slot Machines	330	2,661,442	30,293,568	8.8%
16	\$ 5.00 Slot Machines	97	1,228,562	23,948,580	5.1%
17	\$ 25.00 Slot Machines	15	378,842	5,085,125	7.5%
18	\$100.00 Slot Machines	18	93,301	4,596,100	2.0%
19	Multi-denominational Slot Machines	433	3,014,667	35,913,448	8.4%
20	Other Slot Machines	58	684,625	14,267,540	4.8%
21	Total - Slot Machines	3,041	\$ 20,398,141	\$ 222,983,439	9.1%
22	Total Casino Win		\$ 34,648,172		

TAX ON GROSS REVENUE

23	Year-to-Date Table and Other Games Win	\$ 216,293,908
24	Year-to-Date Slot Machine Win	327,475,136
25	Year-to-Date Total Casino Win	\$ 543,769,044
26	Adjustments	\$ 85,235
27	Year-To-Date Gross Revenue	\$ 543,854,279
28	Deduction for Eligible Promotional Gaming Credits	\$ 5,023,465
29	Year-To-Date Taxable Gross Revenue	\$ 538,830,814
30	Gross Revenue Tax (8% of line 29).....	\$ 43,106,465
31	Less - Total Tax Paid in Prior Months.....	40,548,397
32	Total Tax Required for this Month (line 30 less line 31).....	\$ 2,558,068
33	Total Progressive Payout Liability - End of Month.....	\$ 674,937
34	Authorized Casino Square Footage - End of Month.....	114,600
35	Authorized Simulcasting Square Footage - End of Month.....	30,374
36	Simulcasting Revenue for the Month.....	\$ 43,278
37	Simulcasting Handle for the Month.....	\$ 584,909
38	Promotional Gaming Credits Wagered for the Month.....	\$ 1,293,358

Under penalties of perjury, I declare that I have examined this report, and to the best of my knowledge and belief, it is true and complete.

January 9, 2009

DATE



Donna Hogan

Operations Controller (7156-11)
TITLE (LICENSE NUMBER)

**CAESARS ATLANTIC CITY
MONTHLY GROSS REVENUE TAX RETURN
SCHEDULE OF OTHER GAMES
FOR THE MONTH OF DECEMBER, 2008**

Line (a)	Type of Game (b)	Authorized Units (c)	Win or (Loss) (d)	Drop (e)	Win or (Loss) Percentage (f)
1	Red Dog				
2	Sic Bo	1	47,375	235,598	20.1%
3	Pai Gow Poker	6	392,572	2,455,509	16.0%
4	Pai Gow	5	507,450	3,104,912	16.3%
5	Pokette				
6	Double Down Stud Poker				
7	Keno	3	18,893	94,341	20.0%
8	Caribbean Stud Poker	2	80,859	376,572	21.5%
9	Let it Ride Poker	3	169,614	734,503	23.1%
10	Super 7 1/2				
11	Mini-Craps				
12	Three Card Poker	11	974,268	3,846,150	25.3%
13	Caribbean Draw Poker				
14	Mini-Dice				
15	Fast Action Hold 'Em				
16	Casino War				
17	Countdown				
18	Spanish 21	7	313,910	1,538,803	20.4%
19	Colorado Hold'Em Poker				
20	Multi-Bacc				
21	Wild Aruba Stud Poker				
22	Monopoly Poker				
23	Table Slots				
24	Rainbow Dice				
25	Triple Shot				
26	Blackjack Switch				
27	Let's Get Wild Poker				
28	Boston 5 Stud Poker				
29	Double Cross Poker				
30	Double Attack Blackjack	1	68,708	396,833	17.3%
31	Shao Pai Gow				
32	6 to 5 Blackjack				
33	Four Card Poker	4	490,067	1,758,731	27.9%
34	Suspense 21				
35	Two Card Royal				
36	Player's Choice Poker				
37	Superfun 21				
38	Hawaii Hi-Lo				
39	Texas Hold 'Em Bonus Poker	4	194,004	894,452	21.7%
40	House Way Pai Gow Poker				
41	Flop Poker				
42	Two Card Joker Poker				
43	Ultimate Texas Hold 'Em				
44	Asia Poker	2	255,487	1,206,794	21.2%
45	Winner's Pot Poker				
	Total -(Must agree with line 7 on Pg 1)	49	\$ 3,513,207	\$ 16,643,198	21.1%

HARRAH'S RESORT

MONTHLY GROSS REVENUE TAX RETURN

FOR THE MONTH OF DECEMBER, 2008

CASINO WIN - CURRENT MONTH

Line (a)	Type of Game (b)	Authorized Units (c)	Win or (Loss) (d)	Drop/Handle (e)	Win or (Loss) Percentage (f)
Table and Other Games:					
1	Blackjack	53	\$ 2,523,395	\$ 20,227,223	12.5%
2	Craps	6	710,973	6,056,738	11.7%
3	Roulette	12	769,046	4,413,541	17.4%
4	Big Six	1	14,439	30,029	48.1%
5	Baccarat	0	0	0	0.0%
6	Minibaccarat	5	463,774	4,128,560	11.2%
7	Other Games - (Page 2)	32	2,214,711	9,241,592	24.0%
8	Subtotal - Table and Other Games	109	6,696,338	\$ 44,097,683	15.2%
9	Poker	40	952,703		
10	Total - Table and Other Games	149	\$ 7,649,041		

Slot Machines:					
11	\$.01 and .02 Slot Machines	347	\$ 3,536,662	\$ 36,145,901	9.8%
12	\$.05 Slot Machines	516	5,034,899	44,889,877	11.2%
13	\$.25 Slot Machines	781	5,678,080	49,290,727	11.5%
14	\$.50 Slot Machines	27	257,689	2,215,962	11.6%
15	\$ 1.00 Slot Machines	311	3,446,347	37,066,867	9.3%
16	\$ 5.00 Slot Machines	78	872,709	14,565,510	6.0%
17	\$ 25.00 Slot Machines	16	353,322	4,879,350	7.2%
18	\$100.00 Slot Machines	10	163,110	1,444,800	11.3%
19	Multi-denominational Slot Machines	1,329	11,789,001	156,601,261	7.5%
20	Other Slot Machines	24	118,495	3,446,128	3.4%
21	Total - Slot Machines	3,439	\$ 31,250,314	\$ 350,546,383	8.9%
22	Total Casino Win		\$ 38,899,355		

TAX ON GROSS REVENUE

23	Year-to-Date Table and Other Games Win	\$ 98,268,682
24	Year-to-Date Slot Machine Win	446,455,951
25	Year-to-Date Total Casino Win	\$ 544,724,633
26	Adjustments	\$ 17,507
27	Year-To-Date Gross Revenue	\$ 544,742,140
28	Deduction for Eligible Promotional Gaming Credits	\$ 4,473,143
29	Year-To-Date Taxable Gross Revenue	\$ 540,268,997
30	Gross Revenue Tax (8% of line 29).....	\$ 43,221,520
31	Less - Total Tax Paid in Prior Months.....	40,299,933
32	Total Tax Required for this Month (line 30 less line 31).....	\$ 2,921,587
33	Total Progressive Payout Liability - End of Month.....	\$ 1,126,350
34	Authorized Casino Square Footage - End of Month.....	173,224
35	Authorized Simulcasting Square Footage - End of Month.....	569
36	Simulcasting Revenue for the Month.....	\$ 32,902
37	Simulcasting Handle for the Month.....	\$ 397,765
38	Promotional Gaming Credits Wagered for the Month.....	\$ 3,234,215

Under penalties of perjury, I declare that I have examined this report, and to the best of my knowledge and belief, it is true and complete.

March 13, 2009

DATE



Joseph Lodise

Operations Controller (008900-11)
TITLE (LICENSE NUMBER)

HARRAH'S RESORT
MONTHLY GROSS REVENUE TAX RETURN
SCHEDULE OF OTHER GAMES
FOR THE MONTH OF DECEMBER, 2008

Line (a)	Type of Game (b)	Authorized Units (c)	Win or (Loss) (d)	Drop (e)	Win or (Loss) Percentage (f)
1	Red Dog				
2	Sic Bo				
3	Pai Gow Poker	2	148,655	609,307	24.4%
4	Pai Gow	1	25,743	712,609	3.6%
5	Pokette				
6	Double Down Stud Poker				
7	Keno	4	23,287	98,016	23.8%
8	Caribbean Stud Poker	1	72,771	275,454	26.4%
9	Let it Ride Poker	4	331,128	1,365,741	24.2%
10	Super 7 1/2				
11	Mini-Craps				
12	Three Card Poker	11	972,238	3,477,927	28.0%
13	Caribbean Draw Poker				
14	Mini-Dice				
15	Fast Action Hold 'Em				
16	Casino War				
17	Countdown				
18	Spanish 21	2	76,055	464,143	16.4%
19	Colorado Hold'Em Poker				
20	Multi-Bacc				
21	Wild Aruba Stud Poker				
22	Monopoly Poker				
23	Table Slots				
24	Rainbow Dice				
25	Triple Shot				
26	Blackjack Switch				
27	Let's Get Wild Poker				
28	Boston 5 Stud Poker				
29	Double Cross Poker				
30	Double Attack Blackjack	2	89,836	287,951	31.2%
31	Shao Pai Gow				
32	6 to 5 Blackjack				
33	Four Card Poker	2	191,499	767,429	25.0%
34	Suspense 21				
35	Two Card Royal				
36	Player's Choice Poker				
37	Superfun 21				
38	Hawaii Hi-Lo				
39	Texas Hold 'Em Bonus Poker	1	118,351	442,735	26.7%
40	House Way Pai Gow Poker				
41	Flop Poker	2	165,148	740,280	22.3%
42	Two Card Joker Poker				
43	Ultimate Texas Hold 'Em				
44	Asia Poker				
45	Winner's Pot Poker				
	Total -(Must agree with line 7 on Pg 1)	32	\$ 2,214,711	\$ 9,241,592	24.0%

RESORTS ATLANTIC CITY

MONTHLY GROSS REVENUE TAX RETURN

FOR THE MONTH OF DECEMBER, 2008

CASINO WIN - CURRENT MONTH

Line (a)	Type of Game (b)	Authorized Units (c)	Win or (Loss) (d)	Drop/Handle (e)	Win or (Loss) Percentage (f)
Table and Other Games:					
1	Blackjack	35	\$ 775,329	\$ 10,370,163	7.5%
2	Craps	5	428,829	2,560,577	16.7%
3	Roulette	10	184,769	2,187,941	8.4%
4	Big Six	1	475	698	68.1%
5	Baccarat	2	68,955	540,313	12.8%
6	Minibaccarat	12	1,335,793	12,042,568	11.1%
7	Other Games - (Page 2)	17	816,344	3,667,307	22.3%
8	Subtotal - Table and Other Games	82	3,610,494	\$ 31,369,567	11.5%
9	Poker	5	4,754		
10	Total - Table and Other Games	87	\$ 3,615,248		

Slot Machines:					
11	\$.01 and .02 Slot Machines	607	\$ 3,155,859	\$ 26,375,721	12.0%
12	\$.05 Slot Machines	260	662,179	6,531,657	10.1%
13	\$.25 Slot Machines	555	1,432,181	17,371,192	8.2%
14	\$.50 Slot Machines	69	154,517	2,233,275	6.9%
15	\$ 1.00 Slot Machines	199	741,640	12,582,237	5.9%
16	\$ 5.00 Slot Machines	62	472,718	7,015,135	6.7%
17	\$ 25.00 Slot Machines	10	95,388	4,634,300	2.1%
18	\$100.00 Slot Machines	10	207,331	2,624,800	7.9%
19	Multi-denominational Slot Machines	773	3,150,786	42,532,495	7.4%
20	Other Slot Machines	20	140,742	2,342,580	6.0%
21	Total - Slot Machines	2,565	\$ 10,213,341	\$ 124,243,392	8.2%
22	Total Casino Win		\$ 13,828,589		

TAX ON GROSS REVENUE

23	Year-to-Date Table and Other Games Win	\$ 58,921,514
24	Year-to-Date Slot Machine Win	174,294,678
25	Year-to-Date Total Casino Win	\$ 233,216,192
26	Adjustments	\$ (17,459)
27	Year-To-Date Gross Revenue	\$ 233,198,733
28	Deduction for Eligible Promotional Gaming Credits	\$ 2,400,081
29	Year-To-Date Taxable Gross Revenue	\$ 230,798,652
30	Gross Revenue Tax (8% of line 29).....	\$ 18,463,892
31	Less - Total Tax Paid in Prior Months.....	17,460,126
32	Total Tax Required for this Month (line 30 less line 31).....	\$ 1,003,766
33	Total Progressive Payout Liability - End of Month.....	\$ 239,193
34	Authorized Casino Square Footage - End of Month.....	99,029
35	Authorized Simulcasting Square Footage - End of Month.....	
36	Simulcasting Revenue for the Month.....	
37	Simulcasting Handle for the Month.....	
38	Promotional Gaming Credits Wagered for the Month.....	\$ 1,811,950

Under penalties of perjury, I declare that I have examined this report, and to the best of my knowledge and belief, it is true and complete.

January 9, 2009

DATE



Walter P. Simon

Dir. Operational Accting 3930-11

TITLE (LICENSE NUMBER)

RESORTS ATLANTIC CITY
MONTHLY GROSS REVENUE TAX RETURN
SCHEDULE OF OTHER GAMES
FOR THE MONTH OF DECEMBER, 2008

Line (a)	Type of Game (b)	Authorized Units (c)	Win or (Loss) (d)	Drop (e)	Win or (Loss) Percentage (f)
1	Red Dog				
2	Sic Bo				
3	Pai Gow Poker	1	7,290	80,572	9.0%
4	Pai Gow	2	207,944	1,007,701	20.6%
5	Pokette				
6	Double Down Stud Poker				
7	Keno				
8	Caribbean Stud Poker				
9	Let it Ride Poker	2	71,788	340,833	21.1%
10	Super 7 1/2				
11	Mini-Craps				
12	Three Card Poker	6	291,365	1,158,413	25.2%
13	Caribbean Draw Poker				
14	Mini-Dice				
15	Fast Action Hold 'Em				
16	Casino War				
17	Countdown				
18	Spanish 21	3	162,774	688,877	23.6%
19	Colorado Hold'Em Poker				
20	Multi-Bacc				
21	Wild Aruba Stud Poker				
22	Monopoly Poker				
23	Table Slots				
24	Rainbow Dice				
25	Triple Shot				
26	Blackjack Switch				
27	Let's Get Wild Poker				
28	Boston 5 Stud Poker				
29	Double Cross Poker				
30	Double Attack Blackjack				
31	Shao Pai Gow				
32	6 to 5 Blackjack				
33	Four Card Poker	1	96	47,657	0.2%
34	Suspense 21				
35	Two Card Royal				
36	Player's Choice Poker				
37	Superfun 21				
38	Hawaii Hi-Lo				
39	Texas Hold 'Em Bonus Poker	1	32,615	55,305	59.0%
40	House Way Pai Gow Poker				
41	Flop Poker				
42	Two Card Joker Poker				
43	Ultimate Texas Hold 'Em				
44	Asia Poker	1	42,472	287,949	14.7%
45	Winner's Pot Poker				
	Total -(Must agree with line 7 on Pg 1)	17	\$ 816,344	\$ 3,667,307	22.3%

SHOWBOAT

MONTHLY GROSS REVENUE TAX RETURN

FOR THE MONTH OF DECEMBER, 2008

CASINO WIN - CURRENT MONTH

Line (a)	Type of Game (b)	Authorized Units (c)	Win or (Loss) (d)	Drop/Handle (e)	Win or (Loss) Percentage (f)
Table and Other Games:					
1	Blackjack	44	\$ 1,282,540	\$ 8,488,014	15.1%
2	Craps	5	429,936	3,392,978	12.7%
3	Roulette	9	459,626	2,330,997	19.7%
4	Big Six	1	14,262	30,660	46.5%
5	Baccarat				0.0%
6	Minibaccarat	9	1,202,707	8,505,917	14.1%
7	Other Games - (Page 2)	23	1,070,652	5,541,483	19.3%
8	Subtotal - Table and Other Games	91	4,459,723	\$ 28,290,049	15.8%
9	Poker	28	330,185		
10	Total - Table and Other Games	119	\$ 4,789,908		

Slot Machines:					
11	\$.01 and .02 Slot Machines	475	\$ 3,211,989	\$ 26,901,816	11.9%
12	\$.05 Slot Machines	200	2,291,505	16,643,884	13.8%
13	\$.25 Slot Machines	366	2,020,767	21,636,776	9.3%
14	\$.50 Slot Machines	24	60,311	636,461	9.5%
15	\$ 1.00 Slot Machines	165	953,337	16,996,689	5.6%
16	\$ 5.00 Slot Machines	35	479,725	4,464,205	10.7%
17	\$ 25.00 Slot Machines	3	72,850	427,450	17.0%
18	\$100.00 Slot Machines	3	56,874	555,700	10.2%
19	Multi-denominational Slot Machines	1,908	8,249,487	82,335,260	10.0%
20	Other Slot Machines	5	83,130	536,940	15.5%
21	Total - Slot Machines	3,184	\$ 17,479,975	\$ 171,135,181	10.2%
22	Total Casino Win		\$ 22,269,883		

TAX ON GROSS REVENUE

23	Year-to-Date Table and Other Games Win	\$ 69,409,192
24	Year-to-Date Slot Machine Win	292,820,358
25	Year-to-Date Total Casino Win	\$ 362,229,550
26	Adjustments	\$ 28,350
27	Year-To-Date Gross Revenue	\$ 362,257,900
28	Deduction for Eligible Promotional Gaming Credits	\$ 3,508,217
29	Year-To-Date Taxable Gross Revenue	\$ 358,749,683
30	Gross Revenue Tax (8% of line 29).....	\$ 28,699,975
31	Less - Total Tax Paid in Prior Months.....	27,067,688
32	Total Tax Required for this Month (line 30 less line 31).....	\$ 1,632,287
33	Total Progressive Payout Liability - End of Month.....	\$ 1,347,782
34	Authorized Casino Square Footage - End of Month.....	124,723
35	Authorized Simulcasting Square Footage - End of Month.....	17,086
36	Simulcasting Revenue for the Month.....	\$ 27,193
37	Simulcasting Handle for the Month.....	\$ 327,809
38	Promotional Gaming Credits Wagered for the Month.....	\$ 1,669,193

Under penalties of perjury, I declare that I have examined this report, and to the best of my knowledge and belief, it is true and complete.

January 8, 2009

DATE



Gail Myers

Operations Controller (3470-11)
TITLE (LICENSE NUMBER)

SHOWBOAT
MONTHLY GROSS REVENUE TAX RETURN
SCHEDULE OF OTHER GAMES
FOR THE MONTH OF DECEMBER, 2008

Line (a)	Type of Game (b)	Authorized Units (c)	Win or (Loss) (d)	Drop (e)	Win or (Loss) Percentage (f)
1	Red Dog				
2	Sic Bo				
3	Pai Gow Poker	2	114,194	792,184	14.4%
4	Pai Gow	2	118,912	945,923	12.6%
5	Pokette				
6	Double Down Stud Poker				
7	Keno				
8	Caribbean Stud Poker	1	22,715	82,205	27.6%
9	Let it Ride Poker	3	132,070	570,878	23.1%
10	Super 7 1/2				
11	Mini-Craps				
12	Three Card Poker	8	410,761	1,570,076	26.2%
13	Caribbean Draw Poker				
14	Mini-Dice				
15	Fast Action Hold 'Em				
16	Casino War				
17	Countdown				
18	Spanish 21	1	69,520	355,119	19.6%
19	Colorado Hold'Em Poker				
20	Multi-Bacc				
21	Wild Aruba Stud Poker				
22	Monopoly Poker				
23	Table Slots				
24	Rainbow Dice				
25	Triple Shot				
26	Blackjack Switch				
27	Let's Get Wild Poker				
28	Boston 5 Stud Poker				
29	Double Cross Poker				
30	Double Attack Blackjack	1	35,603	381,413	9.3%
31	Shao Pai Gow				
32	6 to 5 Blackjack				
33	Four Card Poker	1	25,815	181,817	14.2%
34	Suspense 21				
35	Two Card Royal				
36	Player's Choice Poker				
37	Superfun 21				
38	Hawaii Hi-Lo				
39	Texas Hold 'Em Bonus Poker	2	70,980	274,698	25.8%
40	House Way Pai Gow Poker				
41	Flop Poker	2	70,082	387,170	18.1%
42	Two Card Joker Poker				
43	Ultimate Texas Hold 'Em				
44	Asia Poker				
45	Winner's Pot Poker				
	Total -(Must agree with line 7 on Pg 1)	23	\$ 1,070,652	\$ 5,541,483	19.3%

TROPICANA CASINO & RESORT

MONTHLY GROSS REVENUE TAX RETURN

FOR THE MONTH OF DECEMBER, 2008

CASINO WIN - CURRENT MONTH

Amended March 12, 2009

Line (a)	Type of Game (b)	Authorized Units (c)	Win or (Loss) (d)	Drop/Handle (e)	Win or (Loss) Percentage (f)
Table and Other Games:					
1	Blackjack	70	\$ 2,315,245	\$ 17,337,075	13.4%
2	Craps	8	872,078	5,317,408	16.4%
3	Roulette	17	1,167,677	5,070,700	23.0%
4	Big Six	1	45,100	133,040	33.9%
5	Baccarat	1	58,356	551,584	10.6%
6	Minibaccarat	9	820,473	9,744,529	8.4%
7	Other Games - (Page 2)	32	1,650,867	7,479,465	22.1%
8	Subtotal - Table and Other Games	138	6,929,796	\$ 45,633,801	15.2%
9	Poker	35	632,256		
10	Total - Table and Other Games	173	\$ 7,562,052		
Slot Machines:					
11	\$.01 and .02 Slot Machines	749	\$ 4,241,770	\$ 37,041,157	11.5%
12	\$.05 Slot Machines	386	1,189,812	14,597,514	8.2%
13	\$.25 Slot Machines	560	2,194,629	27,592,634	8.0%
14	\$.50 Slot Machines	39	235,319	2,723,899	8.6%
15	\$ 1.00 Slot Machines	259	1,683,880	21,751,051	7.7%
16	\$ 5.00 Slot Machines	55	433,999	5,598,748	7.8%
17	\$ 25.00 Slot Machines	15	172,137	1,047,600	16.4%
18	\$100.00 Slot Machines	12	11,090	545,600	2.0%
19	Multi-denominational Slot Machines	1,503	5,885,771	72,051,170	8.2%
20	Other Slot Machines	48	151,424	3,499,066	4.3%
21	Total - Slot Machines	3,626	\$ 16,199,831	\$ 186,448,439	8.7%
22	Total Casino Win		\$ 23,761,883		

TAX ON GROSS REVENUE

23	Year-to-Date Table and Other Games Win	\$ 104,808,388
24	Year-to-Date Slot Machine Win	251,903,596
25	Year-to-Date Total Casino Win	\$ 356,711,984
26	Adjustments	
27	Year-To-Date Gross Revenue	\$ 356,711,984
28	Deduction for Eligible Promotional Gaming Credits	\$ 3,475,651
29	Year-To-Date Taxable Gross Revenue	\$ 353,236,333
30	Gross Revenue Tax (8% of line 29).....	\$ 28,258,907
31	Less - Total Tax Paid in Prior Months.....	26,505,874
32	Total Tax Required for this Month (line 30 less line 31).....	\$ 1,753,033
33	Total Progressive Payout Liability - End of Month.....	\$ 1,183,171
34	Authorized Casino Square Footage - End of Month.....	135,795
35	Authorized Simulcasting Square Footage - End of Month.....	6,954
36	Simulcasting Revenue for the Month.....	\$ 37,356
37	Simulcasting Handle for the Month.....	\$ 404,701
38	Promotional Gaming Credits Wagered for the Month.....	\$ 1,262,797

Under penalties of perjury, I declare that I have examined this report, and to the best of my knowledge and belief, it is true and complete.

March 13, 2009

DATE



Jeff Bohrer

Casino Controller 7488-11

TROPICANA CASINO & RESORT
MONTHLY GROSS REVENUE TAX RETURN
SCHEDULE OF OTHER GAMES
FOR THE MONTH OF DECEMBER, 2008

Line (a)	Type of Game (b)	Authorized Units (c)	Win or (Loss) (d)	Drop (e)	Win or (Loss) Percentage (f)
1	Red Dog				
2	Sic Bo				
3	Pai Gow Poker	4	95,346	634,834	15.0%
4	Pai Gow	3	145,347	864,413	16.8%
5	Pokette				
6	Double Down Stud Poker				
7	Keno				
8	Caribbean Stud Poker	1	89,748	298,494	30.1%
9	Let it Ride Poker	3	48,033	591,712	8.1%
10	Super 7 1/2				
11	Mini-Craps				
12	Three Card Poker	10	677,503	2,630,256	25.8%
13	Caribbean Draw Poker				
14	Mini-Dice				
15	Fast Action Hold 'Em				
16	Casino War				
17	Countdown				
18	Spanish 21	5	207,632	868,121	23.9%
19	Colorado Hold'Em Poker				
20	Multi-Bacc				
21	Wild Aruba Stud Poker				
22	Monopoly Poker				
23	Table Slots				
24	Rainbow Dice				
25	Triple Shot				
26	Blackjack Switch				
27	Let's Get Wild Poker				
28	Boston 5 Stud Poker				
29	Double Cross Poker				
30	Double Attack Blackjack	1	35,277	137,795	25.6%
31	Shao Pai Gow				
32	6 to 5 Blackjack				
33	Four Card Poker	2	131,529	572,001	23.0%
34	Suspense 21				
35	Two Card Royal				
36	Player's Choice Poker				
37	Superfun 21				
38	Hawaii Hi-Lo				
39	Texas Hold 'Em Bonus Poker	3	220,452	881,839	25.0%
40	House Way Pai Gow Poker				
41	Flop Poker				
42	Two Card Joker Poker				
43	Ultimate Texas Hold 'Em				
44	Asia Poker				
45	Winner's Pot Poker				
	Total -(Must agree with line 7 on Pg 1)	32	\$ 1,650,867	\$ 7,479,465	22.1%

TRUMP MARINA

MONTHLY GROSS REVENUE TAX RETURN

FOR THE MONTH OF December, 2008

CASINO WIN - CURRENT MONTH

Line (a)	Type of Game (b)	Authorized Units (c)	Win or (Loss) (d)	Drop/Handle (e)	Win or (Loss) Percentage (f)
Table and Other Games:					
1	Blackjack	35	\$ 627,934	\$ 7,207,226	8.7%
2	Craps	6	642,687	3,255,514	19.7%
3	Roulette	6	238,416	1,111,137	21.5%
4	Big Six	0	0	0	0.0%
5	Baccarat	1	1,165	71,578	1.6%
6	Minibaccarat	6	481,046	3,694,516	13.0%
7	Other Games - (Page 2)	18	851,679	3,295,564	25.8%
8	Subtotal - Table and Other Games	72	2,842,927	\$ 18,635,535	15.3%
9	Poker				
10	Total - Table and Other Games	72	\$ 2,842,927		

Slot Machines:					
11	\$.01 and .02 Slot Machines	540	\$ 3,685,905	\$ 32,421,570	11.4%
12	\$.05 Slot Machines	361	1,758,777	17,005,813	10.3%
13	\$.25 Slot Machines	487	1,631,254	19,819,907	8.2%
14	\$.50 Slot Machines	51	203,636	2,733,960	7.4%
15	\$ 1.00 Slot Machines	271	1,416,923	19,504,477	7.3%
16	\$ 5.00 Slot Machines	50	304,490	6,792,485	4.5%
17	\$ 25.00 Slot Machines	10	42,919	787,275	5.5%
18	\$100.00 Slot Machines	5	143,052	522,200	27.4%
19	Multi-denominational Slot Machines	185	1,212,423	13,119,618	9.2%
20	Other Slot Machines	23	195,400	3,833,950	5.1%
21	Total - Slot Machines	1,983	\$ 10,594,779	\$ 116,541,255	9.1%
22	Total Casino Win		\$ 13,437,706		


TAX ON GROSS REVENUE

23	Year-to-Date Table and Other Games Win	\$ 48,568,409	
24	Year-to-Date Slot Machine Win	155,075,095	
25	Year-to-Date Total Casino Win	\$ 203,643,504	
26	Adjustments	\$ 4,785	
27	Year-To-Date Gross Revenue	\$ 203,648,289	
28	Deduction for Eligible Promotional Gaming Credits	\$ 2,083,010	
29	Year-To-Date Taxable Gross Revenue	\$ 201,565,279	
30	Gross Revenue Tax (8% of line 29).....	\$ 16,125,222	
31	Less - Total Tax Paid in Prior Months.....	15,138,851	
32	Total Tax Required for this Month (line 30 less line 31).....	\$ 986,371	
33	Total Progressive Payout Liability - End of Month.....	\$ 415,826	
34	Authorized Casino Square Footage - End of Month.....	78,535	
35	Authorized Simulcasting Square Footage - End of Month.....		
36	Simulcasting Revenue for the Month.....		
37	Simulcasting Handle for the Month.....		
38	Promotional Gaming Credits Wagered for the Month.....	\$ 1,254,571	

Under penalties of perjury, I declare that I have examined this report, and to the best of my knowledge and belief, it is true and complete.

March 13, 2009

DATE



Robert Allen

Director of Casino Finance 6793-11

TITLE (LICENSE NUMBER)

TRUMP MARINA
MONTHLY GROSS REVENUE TAX RETURN
SCHEDULE OF OTHER GAMES
FOR THE MONTH OF December, 2008

Line (a)	Type of Game (b)	Authorized Units (c)	Win or (Loss) (d)	Drop (e)	Win or (Loss) Percentage (f)
1	Red Dog				
2	Sic Bo				
3	Pai Gow Poker	2	101,353	293,421	34.5%
4	Pai Gow	2	37,747	208,911	18.1%
5	Pokette				
6	Double Down Stud Poker				
7	Keno				
8	Caribbean Stud Poker	1	36,764	106,234	34.6%
9	Let it Ride Poker	2	105,768	568,618	18.6%
10	Super 7 1/2				
11	Mini-Craps				
12	Three Card Poker	5	321,803	1,189,114	27.1%
13	Caribbean Draw Poker				
14	Mini-Dice				
15	Fast Action Hold 'Em				
16	Casino War				
17	Countdown				
18	Spanish 21	3	75,091	356,380	21.1%
19	Colorado Hold'Em Poker				
20	Multi-Bacc				
21	Wild Aruba Stud Poker				
22	Monopoly Poker				
23	Table Slots				
24	Rainbow Dice				
25	Triple Shot				
26	Blackjack Switch				
27	Let's Get Wild Poker				
28	Boston 5 Stud Poker				
29	Double Cross Poker				
30	Double Attack Blackjack				
31	Shao Pai Gow				
32	6 to 5 Blackjack				
33	Four Card Poker	1	59,018	242,741	24.3%
34	Suspense 21				
35	Two Card Royal				
36	Player's Choice Poker				
37	Superfun 21				
38	Hawaii Hi-Lo				
39	Texas Hold 'Em Bonus Poker	1	25,074	101,761	24.6%
40	House Way Pai Gow Poker				
41	Flop Poker				
42	Two Card Joker Poker				
43	Ultimate Texas Hold 'Em	1	89,061	228,384	39.0%
44	Asia Poker				
45	Winner's Pot Poker				
	Total -(Must agree with line 7 on Pg 1)	18	\$ 851,679	\$ 3,295,564	25.8%

TRUMP PLAZA

MONTHLY GROSS REVENUE TAX RETURN

FOR THE MONTH OF DECEMBER 2008

CASINO WIN - CURRENT MONTH

Line (a)	Type of Game (b)	Authorized Units (c)	Win or (Loss) (d)	Drop/Handle (e)	Win or (Loss) Percentage (f)
Table and Other Games:					
1	Blackjack	36	\$ 267,676	\$ 21,053,945	1.3%
2	Craps	5	577,628	3,923,178	14.7%
3	Roulette	9	587,283	2,866,125	20.5%
4	Big Six	0	0	0	0.0%
5	Baccarat	0	0	0	0.0%
6	Minibaccarat	10	1,361,604	12,378,122	11.0%
7	Other Games - (Page 2)	21	1,555,594	6,502,318	23.9%
8	Subtotal - Table and Other Games	81	4,349,785	\$ 46,723,688	9.3%
9	Poker	14	7,785		
10	Total - Table and Other Games	95	\$ 4,357,570		
Slot Machines:					
11	\$.01 and .02 Slot Machines	567	\$ 3,847,077	\$ 34,251,515	11.2%
12	\$.05 Slot Machines	308	1,365,201	11,663,677	11.7%
13	\$.25 Slot Machines	582	2,225,979	29,222,945	7.6%
14	\$.50 Slot Machines	108	546,203	7,771,104	7.0%
15	\$ 1.00 Slot Machines	246	1,338,130	16,595,768	8.1%
16	\$ 5.00 Slot Machines	55	583,095	8,353,080	7.0%
17	\$ 25.00 Slot Machines	13	47,377	1,415,500	3.3%
18	\$100.00 Slot Machines	5	45,103	253,100	17.8%
19	Multi-denominational Slot Machines	161	1,213,121	16,924,021	7.2%
20	Other Slot Machines	69	418,750	6,708,783	6.2%
21	Total - Slot Machines	2,114	\$ 11,630,036	\$ 133,159,493	8.7%
22	Total Casino Win		\$ 15,987,606		


TAX ON GROSS REVENUE

23	Year-to-Date Table and Other Games Win	\$ 83,755,566
24	Year-to-Date Slot Machine Win	178,530,887
25	Year-to-Date Total Casino Win	\$ 262,286,453
26	Adjustments	\$ 52,171
27	Year-To-Date Gross Revenue	\$ 262,338,624
28	Deduction for Eligible Promotional Gaming Credits	\$ 2,415,282
29	Year-To-Date Taxable Gross Revenue	\$ 259,923,342
30	Gross Revenue Tax (8% of line 29).....	\$ 20,793,867
31	Less - Total Tax Paid in Prior Months.....	19,616,945
32	Total Tax Required for this Month (line 30 less line 31).....	\$ 1,176,922
33	Total Progressive Payout Liability - End of Month.....	\$ 456,342
34	Authorized Casino Square Footage - End of Month.....	95,306
35	Authorized Simulcasting Square Footage - End of Month.....	
36	Simulcasting Revenue for the Month.....	
37	Simulcasting Handle for the Month.....	
38	Promotional Gaming Credits Wagered for the Month.....	\$ 420,370

Under penalties of perjury, I declare that I have examined this report, and to the best of my knowledge and belief, it is true and complete.

March 13, 2009

DATE



Ronald Alcorn

Casino Controller (1623-11)
TITLE (LICENSE NUMBER)

TRUMP PLAZA
MONTHLY GROSS REVENUE TAX RETURN
SCHEDULE OF OTHER GAMES
FOR THE MONTH OF DECEMBER 2008

Line (a)	Type of Game (b)	Authorized Units (c)	Win or (Loss) (d)	Drop (e)	Win or (Loss) Percentage (f)
1	Red Dog				
2	Sic Bo				
3	Pai Gow Poker	2	240,017	942,269	25.5%
4	Pai Gow	2	219,895	1,287,086	17.1%
5	Pokette				
6	Double Down Stud Poker				
7	Keno				
8	Caribbean Stud Poker				
9	Let it Ride Poker	2	132,576	452,950	29.3%
10	Super 7 1/2				
11	Mini-Craps				
12	Three Card Poker	8	422,540	1,707,801	24.7%
13	Caribbean Draw Poker				
14	Mini-Dice				
15	Fast Action Hold 'Em				
16	Casino War				
17	Countdown				
18	Spanish 21	3	282,285	1,232,461	22.9%
19	Colorado Hold'Em Poker				
20	Multi-Bacc				
21	Wild Aruba Stud Poker				
22	Monopoly Poker				
23	Table Slots				
24	Rainbow Dice				
25	Triple Shot				
26	Blackjack Switch				
27	Let's Get Wild Poker				
28	Boston 5 Stud Poker				
29	Double Cross Poker				
30	Double Attack Blackjack				
31	Shao Pai Gow				
32	6 to 5 Blackjack				
33	Four Card Poker	2	154,618	509,405	30.4%
34	Suspense 21				
35	Two Card Royal				
36	Player's Choice Poker				
37	Superfun 21				
38	Hawaii Hi-Lo				
39	Texas Hold 'Em Bonus Poker	2	103,663	370,346	28.0%
40	House Way Pai Gow Poker				
41	Flop Poker				
42	Two Card Joker Poker				
43	Ultimate Texas Hold 'Em				
44	Asia Poker				
45	Winner's Pot Poker				
	Total -(Must agree with line 7 on Pg 1)	21	\$ 1,555,594	\$ 6,502,318	23.9%

TRUMP TAJ MAHAL CASINO RESORT

MONTHLY GROSS REVENUE TAX RETURN

FOR THE MONTH OF DECEMBER, 2008

CASINO WIN - CURRENT MONTH

Line (a)	Type of Game (b)	Authorized Units (c)	Win or (Loss) (d)	Drop/Handle (e)	Win or (Loss) Percentage (f)
Table and Other Games:					
1	Blackjack	59	\$ 2,968,876	\$ 31,109,398	9.5%
2	Craps	12	906,942	9,948,003	9.1%
3	Roulette	14	1,310,888	5,695,166	23.0%
4	Big Six	1	27,676	89,276	31.0%
5	Baccarat	1	5,093	104,808	4.9%
6	Minibaccarat	11	1,890,293	10,825,214	17.5%
7	Other Games - (Page 2)	34	3,405,654	12,025,278	28.3%
8	Subtotal - Table and Other Games	132	10,515,422	\$ 69,797,143	15.1%
9	Poker	70	1,450,508		
10	Total - Table and Other Games	202	\$ 11,965,930		

Slot Machines:					
11	\$.01 and .02 Slot Machines	946	\$ 6,955,170	\$ 57,625,840	12.1%
12	\$.05 Slot Machines	362	2,300,826	24,682,630	9.3%
13	\$.25 Slot Machines	801	3,439,605	40,982,769	8.4%
14	\$.50 Slot Machines	54	212,813	1,967,926	10.8%
15	\$ 1.00 Slot Machines	402	3,132,023	46,425,543	6.7%
16	\$ 5.00 Slot Machines	89	842,299	15,400,655	5.5%
17	\$ 25.00 Slot Machines	15	207,919	4,493,625	4.6%
18	\$100.00 Slot Machines	19	264,661	4,428,500	6.0%
19	Multi-denominational Slot Machines	438	3,151,540	39,628,959	8.0%
20	Other Slot Machines	35	117,932	3,854,333	3.1%
21	Total - Slot Machines	3,161	\$ 20,624,788	\$ 239,490,780	8.6%
22	Total Casino Win		\$ 32,590,718		


TAX ON GROSS REVENUE

23	Year-to-Date Table and Other Games Win	\$ 186,331,878
24	Year-to-Date Slot Machine Win	296,075,931
25	Year-to-Date Total Casino Win	\$ 482,407,809
26	Adjustments	\$ 106,186
27	Year-To-Date Gross Revenue	\$ 482,513,995
28	Deduction for Eligible Promotional Gaming Credits	\$ 4,380,910
29	Year-To-Date Taxable Gross Revenue	\$ 478,133,085
30	Gross Revenue Tax (8% of line 29).....	\$ 38,250,647
31	Less - Total Tax Paid in Prior Months.....	35,828,642
32	Total Tax Required for this Month (line 30 less line 31).....	\$ 2,422,005
33	Total Progressive Payout Liability - End of Month.....	\$ 890,156
34	Authorized Casino Square Footage - End of Month.....	154,838
35	Authorized Simulcasting Square Footage - End of Month.....	12,483
36	Simulcasting Revenue for the Month.....	\$ 54,675
37	Simulcasting Handle for the Month.....	\$ 643,840
38	Promotional Gaming Credits Wagered for the Month.....	\$ 1,597,700

Under penalties of perjury, I declare that I have examined this report, and to the best of my knowledge and belief, it is true and complete.

March 13, 2009

DATE



Ford Palmer

Casino Controller 4086-11

TRUMP TAJ MAHAL CASINO RESORT
MONTHLY GROSS REVENUE TAX RETURN
SCHEDULE OF OTHER GAMES
FOR THE MONTH OF DECEMBER, 2008

Line (a)	Type of Game (b)	Authorized Units (c)	Win or (Loss) (d)	Drop (e)	Win or (Loss) Percentage (f)
1	Red Dog				
2	Sic Bo	1	21,187	84,590	25.0%
3	Pai Gow Poker	5	401,187	1,921,027	20.9%
4	Pai Gow	3	516,333	1,517,213	34.0%
5	Pokette				
6	Double Down Stud Poker				
7	Keno	2	10,040	54,761	18.3%
8	Caribbean Stud Poker	2	83,135	340,853	24.4%
9	Let it Ride Poker	3	200,852	840,913	23.9%
10	Super 7 1/2				
11	Mini-Craps				
12	Three Card Poker	9	1,097,471	3,527,690	31.1%
13	Caribbean Draw Poker				
14	Mini-Dice				
15	Fast Action Hold 'Em				
16	Casino War				
17	Countdown				
18	Spanish 21	4	430,584	1,550,840	27.8%
19	Colorado Hold'Em Poker				
20	Multi-Bacc				
21	Wild Aruba Stud Poker				
22	Monopoly Poker				
23	Table Slots				
24	Rainbow Dice				
25	Triple Shot				
26	Blackjack Switch				
27	Let's Get Wild Poker				
28	Boston 5 Stud Poker				
29	Double Cross Poker				
30	Double Attack Blackjack	1	177,600	515,873	34.4%
31	Shao Pai Gow				
32	6 to 5 Blackjack				
33	Four Card Poker	2	228,363	891,828	25.6%
34	Suspense 21				
35	Two Card Royal				
36	Player's Choice Poker				
37	Superfun 21				
38	Hawaii Hi-Lo				
39	Texas Hold 'Em Bonus Poker	2	238,902	779,690	30.6%
40	House Way Pai Gow Poker				
41	Flop Poker				
42	Two Card Joker Poker				
43	Ultimate Texas Hold 'Em				
44	Asia Poker				
45	Winner's Pot Poker				
	Total -(Must agree with line 7 on Pg 1)	34	\$ 3,405,654	\$ 12,025,278	28.3%