

# ATLANTIC CITY HILTON (RIH ACQUISITIONS N.J., LLC)

## MONTHLY GROSS REVENUE TAX RETURN

FOR THE MONTH OF MARCH, 2009

### CASINO WIN - CURRENT MONTH

Line (a)	Type of Game (b)	Authorized Units (c)	Win or (Loss) (d)	Drop/Handle (e)	Win or (Loss) Percentage (f)
<b>Table and Other Games:</b>					
1	Blackjack	42	\$ 862,634	\$ 16,433,393	5.2%
2	Craps	6	517,856	3,679,444	14.1%
3	Roulette	7	476,770	1,973,015	24.2%
4	Big Six	1	8,494	23,898	35.5%
5	Baccarat	1	11,493	358,441	3.2%
6	Minibaccarat	15	405,454	14,103,782	2.9%
7	Other Games - (Page 2)	28	1,306,051	7,592,634	17.2%
8	Subtotal - Table and Other Games	100	3,588,752	\$ 44,164,607	8.1%
9	Poker	4	75,181		
10	<b>Total - Table and Other Games</b>	<b>104</b>	<b>\$ 3,663,933</b>		
<b>Slot Machines:</b>					
11	\$ .01 and .02 Slot Machines	619	\$ 4,031,236	\$ 32,583,615	12.4%
12	\$ .05 Slot Machines	170	800,637	9,266,490	8.6%
13	\$ .25 Slot Machines	763	2,666,433	31,705,198	8.4%
14	\$ .50 Slot Machines	74	343,754	3,584,377	9.6%
15	\$ 1.00 Slot Machines	283	2,143,913	29,086,823	7.4%
16	\$ 5.00 Slot Machines	70	631,626	11,569,404	5.5%
17	\$ 25.00 Slot Machines	13	46,094	753,550	6.1%
18	\$100.00 Slot Machines	12	161,480	1,061,700	15.2%
19	Multi-denominational Slot Machines	266	1,093,906	11,418,112	9.6%
20	Other Slot Machines	25	318,161	5,871,162	5.4%
21	<b>Total - Slot Machines</b>	<b>2,295</b>	<b>\$ 12,237,240</b>	<b>\$ 136,900,431</b>	<b>8.9%</b>
22	<b>Total Casino Win</b>		<b>\$ 15,901,173</b>		

### TAX ON GROSS REVENUE

23	Year-to-Date Table and Other Games Win .....	\$ 13,814,320	
24	Year-to-Date Slot Machine Win .....	35,488,266	
25	Year-to-Date Total Casino Win .....	<b>\$ 49,302,586</b>	
26	Adjustments .....		
27	Year-To-Date Gross Revenue .....	<b>\$ 49,302,586</b>	
28	Deduction for Eligible Promotional Gaming Credits .....	<b>\$0</b>	
29	Year-To-Date Taxable Gross Revenue .....	<b>\$ 49,302,586</b>	
30	Gross Revenue Tax (8% of line 29).....	\$ 3,944,207	
31	Less - Total Tax Paid in Prior Months.....	\$2,672,113	
32	Total Tax Required for this Month (line 30 less line 31).....	<b>\$ 1,272,094</b>	
33	Total Progressive Payout Liability - End of Month.....	\$ 1,084,182	
34	Authorized Casino Square Footage - End of Month.....	72,847	
35	Authorized Simulcasting Square Footage - End of Month.....		
36	Simulcasting Revenue for the Month.....		
37	Simulcasting Handle for the Month.....		
38	Promotional Gaming Credits Wagered for the Month.....	\$2,003,414	

Under penalties of perjury, I declare that I have examined this report, and to the best of my knowledge and belief, it is true and complete.

April 9, 2009  
DATE



JOANNE MCKENSIE

CASINO CONTROLLER (1231-11)  
TITLE (LICENSE NUMBER)

**ATLANTIC CITY HILTON (RIH ACQUISITIONS N.J., LLC)**  
**MONTHLY GROSS REVENUE TAX RETURN**  
**SCHEDULE OF OTHER GAMES**  
**FOR THE MONTH OF MARCH, 2009**

Line (a)	Type of Game (b)	Authorized Units (c)	Win or (Loss) (d)	Drop (e)	Win or (Loss) Percentage (f)
1	Red Dog				
2	Sic Bo	1	31,111	194,729	16.0%
3	Pai Gow Poker	4	170,055	1,194,863	14.2%
4	Pai Gow	4	157,872	2,172,059	7.3%
5	Pokette				
6	Double Down Stud Poker				
7	Keno				
8	Caribbean Stud Poker	1	72,791	182,899	39.8%
9	Let it Ride Poker	3	141,120	609,790	23.1%
10	Super 7 1/2				
11	Mini-Craps				
12	Three Card Poker	8	432,481	1,909,299	22.7%
13	Caribbean Draw Poker				
14	Mini-Dice				
15	Fast Action Hold 'Em				
16	Casino War				
17	Countdown				
18	Spanish 21	3	204,437	784,194	26.1%
19	Colorado Hold'Em Poker				
20	Multi-Bacc				
21	Wild Aruba Stud Poker				
22	Monopoly Poker				
23	Table Slots				
24	Rainbow Dice				
25	Triple Shot				
26	Blackjack Switch				
27	Let's Get Wild Poker				
28	Boston 5 Stud Poker				
29	Double Cross Poker				
30	Double Attack Blackjack	1	(745)	70,971	-1.0%
31	Shao Pai Gow				
32	6 to 5 Blackjack				
33	Four Card Poker	1	30,412	271,534	11.2%
34	Suspense 21				
35	Two Card Royal				
36	Player's Choice Poker				
37	Superfun 21				
38	Hawaii Hi-Lo				
39	Texas Hold 'Em Bonus Poker	1	40,366	104,235	38.7%
40	House Way Pai Gow Poker				
41	Flop Poker				
42	Two Card Joker Poker				
43	Ultimate Texas Hold 'Em				
44	Asia Poker	1	26,151	98,061	26.7%
45	Winner's Pot Poker				
46	1 Bet Threat Texas Hold 'Em				
	Total -(Must agree with line 7 on Pg 1)	28	\$ 1,306,051	\$ 7,592,634	17.2%

# BALLY'S ATLANTIC CITY

## MONTHLY GROSS REVENUE TAX RETURN

### FOR THE MONTH OF MARCH, 2009

#### CASINO WIN - CURRENT MONTH

Line (a)	Type of Game (b)	Authorized Units (c)	Win or (Loss) (d)	Drop/Handle (e)	Win or (Loss) Percentage (f)
Table and Other Games:					
1	Blackjack	69	\$ 3,916,500	\$ 27,130,288	14.4%
2	Craps	9	1,366,036	6,838,156	20.0%
3	Roulette	21	1,467,141	8,078,005	18.2%
4	Big Six	2	142,338	341,671	41.7%
5	Baccarat	2	(5,291)	702,568	-0.8%
6	Minibaccarat	16	2,143,411	14,202,724	15.1%
7	Other Games - (Page 2)	61	3,799,103	16,798,162	22.6%
8	Subtotal - Table and Other Games	180	12,829,238	\$ 74,091,574	17.3%
9	Poker	27	516,078		
10	Total - Table and Other Games	207	\$ 13,345,316		

Slot Machines:					
11	\$ .01 and .02 Slot Machines	876	\$ 5,914,158	\$ 47,263,129	12.5%
12	\$ .05 Slot Machines	588	3,219,019	30,371,295	10.6%
13	\$ .25 Slot Machines	1,273	6,276,202	72,963,302	8.6%
14	\$ .50 Slot Machines	143	871,429	8,646,131	10.1%
15	\$ 1.00 Slot Machines	409	3,785,403	49,551,356	7.6%
16	\$ 5.00 Slot Machines	102	1,322,102	21,514,240	6.1%
17	\$ 25.00 Slot Machines	21	303,681	3,855,100	7.9%
18	\$100.00 Slot Machines	13	172,299	1,492,500	11.5%
19	Multi-denominational Slot Machines	400	3,530,115	36,513,258	9.7%
20	Other Slot Machines	34	388,934	4,702,938	8.3%
21	Total - Slot Machines	3,859	\$ 25,783,342	\$ 276,873,249	9.3%
22	Total Casino Win		\$ 39,128,658		

#### TAX ON GROSS REVENUE

23	Year-to-Date Table and Other Games Win .....	\$ 41,027,345
24	Year-to-Date Slot Machine Win .....	74,129,054
25	Year-to-Date Total Casino Win .....	<b>\$ 115,156,399</b>
26	Adjustments .....	
27	Year-To-Date Gross Revenue .....	<b>\$ 115,156,399</b>
28	Deduction for Eligible Promotional Gaming Credits .....	
29	Year-To-Date Taxable Gross Revenue .....	<b>\$ 115,156,399</b>
30	Gross Revenue Tax (8% of line 29).....	\$ 9,212,512
31	Less - Total Tax Paid in Prior Months.....	6,082,219
32	Total Tax Required for this Month (line 30 less line 31).....	\$ 3,130,293
33	Total Progressive Payout Liability - End of Month.....	\$ 2,516,300
34	Authorized Casino Square Footage - End of Month.....	147,180
35	Authorized Simulcasting Square Footage - End of Month.....	35,002
36	Simulcasting Revenue for the Month.....	\$ 111,468
37	Simulcasting Handle for the Month.....	\$ 1,261,141
38	Promotional Gaming Credits Wagered for the Month.....	\$ 2,381,934

Under penalties of perjury, I declare that I have examined this report, and to the best of my knowledge and belief, it is true and complete.

April 9, 2009  
DATE

*William Pangoras*  
William Pangoras

Operations Controller/(1792-11)  
TITLE (LICENSE NUMBER)

**BALLY'S ATLANTIC CITY**  
**MONTHLY GROSS REVENUE TAX RETURN**  
**SCHEDULE OF OTHER GAMES**  
**FOR THE MONTH OF MARCH, 2009**

Line (a)	Type of Game (b)	Authorized Units (c)	Win or (Loss) (d)	Drop (e)	Win or (Loss) Percentage (f)
1	Red Dog				
2	Sic Bo	1	48,984	169,245	28.9%
3	Pai Gow Poker	9	383,121	1,816,467	21.1%
4	Pai Gow	3	332,211	2,041,695	16.3%
5	Pokette				
6	Double Down Stud Poker				
7	Keno	4	2,392	43,946	5.4%
8	Caribbean Stud Poker	2	180,922	642,435	28.2%
9	Let it Ride Poker	4	229,725	1,338,289	17.2%
10	Super 7 1/2				
11	Mini-Craps				
12	Three Card Poker	15	1,178,753	4,770,551	24.7%
13	Caribbean Draw Poker				
14	Mini-Dice				
15	Fast Action Hold 'Em				
16	Casino War				
17	Countdown				
18	Spanish 21	7	496,734	2,242,553	22.2%
19	Colorado Hold'Em Poker				
20	Multi-Bacc				
21	Wild Aruba Stud Poker				
22	Monopoly Poker				
23	Table Slots				
24	Rainbow Dice				
25	Triple Shot				
26	Blackjack Switch				
27	Let's Get Wild Poker				
28	Boston 5 Stud Poker				
29	Double Cross Poker				
30	Double Attack Blackjack				
31	Shao Pai Gow				
32	6 to 5 Blackjack				
33	Four Card Poker	6	333,565	1,459,980	22.8%
34	Suspense 21				
35	Two Card Royal				
36	Player's Choice Poker				
37	Superfun 21				
38	Hawaii Hi-Lo				
39	Texas Hold 'Em Bonus Poker	6	266,944	1,157,502	23.1%
40	House Way Pai Gow Poker				
41	Flop Poker				
42	Two Card Joker Poker				
43	Ultimate Texas Hold 'Em	1	130,723	440,436	29.7%
44	Asia Poker	2	194,779	591,584	32.9%
45	Winner's Pot Poker	1	20,250	83,479	24.3%
46	1 Bet Threat Texas Hold 'Em				
	Total -(Must agree with line 7 on Pg 1)	61	\$ 3,799,103	\$ 16,798,162	22.6%

# BORGATA HOTEL CASINO AND SPA MONTHLY GROSS REVENUE TAX RETURN FOR THE MONTH OF March, 2009

## CASINO WIN - CURRENT MONTH

Line (a)	Type of Game (b)	Authorized Units (c)	Win or (Loss) (d)	Drop/Handle (e)	Win or (Loss) Percentage (f)
Table and Other Games:					
1	Blackjack	87	\$ 6,108,911	\$ 73,165,390	8.3%
2	Craps	14	2,700,482	17,120,304	15.8%
3	Roulette	21	2,691,025	12,224,891	22.0%
4	Big Six	1	67,562	169,602	39.8%
5	Baccarat	2	414,977	3,756,009	11.0%
6	Minibaccarat	8	690,337	5,468,871	12.6%
7	Other Games - (Page 2)	49	4,690,461	20,987,597	22.3%
8	Subtotal - Table and Other Games	182	17,363,755	\$ 132,892,664	13.1%
9	Poker	85	2,307,214		
10	Total - Table and Other Games	267	\$ 19,670,969		


Slot Machines:					
11	\$ .01 and .02 Slot Machines	941	\$ 8,939,175	\$ 81,132,857	11.0%
12	\$ .05 Slot Machines	985	6,093,417	65,200,146	9.3%
13	\$ .25 Slot Machines	677	3,463,296	42,065,468	8.2%
14	\$ .50 Slot Machines	121	677,504	7,408,269	9.1%
15	\$ 1.00 Slot Machines	280	3,247,239	36,427,839	8.9%
16	\$ 5.00 Slot Machines	89	1,781,246	25,620,380	7.0%
17	\$ 25.00 Slot Machines	20	758,971	10,732,875	7.1%
18	\$100.00 Slot Machines	12	308,981	3,892,500	7.9%
19	Multi-denominational Slot Machines	751	7,280,382	120,223,957	6.1%
20	Other Slot Machines	53	897,003	11,341,468	7.9%
21	Total - Slot Machines	3,929	\$ 33,447,214	\$ 404,045,759	8.3%
22	Total Casino Win		\$ 53,118,183		

## TAX ON GROSS REVENUE

23	Year-to-Date Table and Other Games Win .....	\$ 65,449,235	
24	Year-to-Date Slot Machine Win .....	103,223,317	
25	Year-to-Date Total Casino Win .....	<b>\$ 168,672,552</b>	
26	Adjustments .....		
27	Year-To-Date Gross Revenue .....	<b>\$ 168,672,552</b>	
28	Deduction for Eligible Promotional Gaming Credits .....		
29	Year-To-Date Taxable Gross Revenue .....	<b>\$ 168,672,552</b>	
30	Gross Revenue Tax (8% of line 29).....	\$ 13,493,804	
31	Less - Total Tax Paid in Prior Months.....	9,244,350	
32	Total Tax Required for this Month (line 30 less line 31).....	\$ 4,249,454	
33	Total Progressive Payout Liability - End of Month.....	\$ 820,518	
34	Authorized Casino Square Footage - End of Month.....	136,667	
35	Authorized Simulcasting Square Footage - End of Month.....	23,620	
36	Simulcasting Revenue for the Month.....	\$ 225,281	
37	Simulcasting Handle for the Month.....	\$ 2,620,014	
38	Promotional Gaming Credits Wagered for the Month.....	\$ 4,319,287	

Under penalties of perjury, I declare that I have examined this report, and to the best of my knowledge and belief, it is true and complete.

April 9, 2009  
DATE

  
Betty J. Parker

Casino Controller Lic . # 8038-11

**BORGATA HOTEL CASINO AND SPA**  
**MONTHLY GROSS REVENUE TAX RETURN**  
**SCHEDULE OF OTHER GAMES**  
**FOR THE MONTH OF March, 2009**

Line (a)	Type of Game (b)	Authorized Units (c)	Win or (Loss) (d)	Drop (e)	Win or (Loss) Percentage (f)
1	Red Dog				
2	Sic Bo				
3	Pai Gow Poker	6	768,120	2,320,919	33.1%
4	Pai Gow	2	129,188	761,635	17.0%
5	Pokette				
6	Double Down Stud Poker				
7	Keno				
8	Caribbean Stud Poker	3	259,785	1,385,476	18.8%
9	Let it Ride Poker	5	343,602	2,330,959	14.7%
10	Super 7 1/2				
11	Mini-Craps				
12	Three Card Poker	16	1,668,646	8,228,116	20.3%
13	Caribbean Draw Poker				
14	Mini-Dice				
15	Fast Action Hold 'Em				
16	Casino War				
17	Countdown				
18	Spanish 21	5	329,240	1,949,749	16.9%
19	Colorado Hold'Em Poker				
20	Multi-Bacc				
21	Wild Aruba Stud Poker				
22	Monopoly Poker				
23	Table Slots				
24	Rainbow Dice				
25	Triple Shot				
26	Blackjack Switch				
27	Let's Get Wild Poker				
28	Boston 5 Stud Poker				
29	Double Cross Poker				
30	Double Attack Blackjack				
31	Shao Pai Gow				
32	6 to 5 Blackjack				
33	Four Card Poker	5	561,024	2,083,347	26.9%
34	Suspense 21				
35	Two Card Royal				
36	Player's Choice Poker				
37	Superfun 21				
38	Hawaii Hi-Lo				
39	Texas Hold 'Em Bonus Poker	5	370,055	1,157,084	32.0%
40	House Way Pai Gow Poker				
41	Flop Poker				
42	Two Card Joker Poker				
43	Ultimate Texas Hold 'Em				
44	Asia Poker	2	260,801	770,312	33.9%
45	Winner's Pot Poker				
46	1 Bet Threat Texas Hold 'Em				
	Total -(Must agree with line 7 on Pg 1)	49	\$ 4,690,461	\$ 20,987,597	22.3%

# CAESARS ATLANTIC CITY

## MONTHLY GROSS REVENUE TAX RETURN

FOR THE MONTH OF MARCH, 2009

### CASINO WIN - CURRENT MONTH

Line (a)	Type of Game (b)	Authorized Units (c)	Win or (Loss) (d)	Drop/Handle (e)	Win or (Loss) Percentage (f)
Table and Other Games:					
1	Blackjack	53	\$ 2,863,830	\$ 38,241,218	7.5%
2	Craps	13	1,622,045	17,874,114	9.1%
3	Roulette	15	911,932	8,576,955	10.6%
4	Big Six	1	114,887	216,817	53.0%
5	Baccarat	1	92,712	299,846	30.9%
6	Minibaccarat	12	923,767	12,774,644	7.2%
7	Other Games - (Page 2)	46	3,900,191	15,918,077	24.5%
8	Subtotal - Table and Other Games	141	10,429,364	\$ 93,901,671	11.1%
9	Poker	24	1,052,641		
10	Total - Table and Other Games	165	\$ 11,482,005		

Slot Machines:					
11	\$ .01 and .02 Slot Machines	748	\$ 7,792,144	\$ 67,869,153	11.5%
12	\$ .05 Slot Machines	370	2,638,070	22,488,968	11.7%
13	\$ .25 Slot Machines	686	2,683,843	26,111,928	10.3%
14	\$ .50 Slot Machines	127	606,314	5,863,770	10.3%
15	\$ 1.00 Slot Machines	337	3,021,661	34,013,871	8.9%
16	\$ 5.00 Slot Machines	84	1,161,531	21,998,690	5.3%
17	\$ 25.00 Slot Machines	15	225,681	3,748,850	6.0%
18	\$100.00 Slot Machines	18	199,872	3,973,600	5.0%
19	Multi-denominational Slot Machines	423	3,463,164	41,573,005	8.3%
20	Other Slot Machines	53	439,030	13,902,474	3.2%
21	Total - Slot Machines	2,861	\$ 22,231,310	\$ 241,544,309	9.2%
22	Total Casino Win		\$ 33,713,315		

### TAX ON GROSS REVENUE

23	Year-to-Date Table and Other Games Win .....	\$ 38,926,261
24	Year-to-Date Slot Machine Win .....	64,481,514
25	Year-to-Date Total Casino Win .....	<b>\$ 103,407,775</b>
26	Adjustments .....	<b>\$ 5,828</b>
27	Year-To-Date Gross Revenue .....	<b>\$ 103,413,603</b>
28	Deduction for Eligible Promotional Gaming Credits .....	
29	Year-To-Date Taxable Gross Revenue .....	<b>\$ 103,413,603</b>
30	Gross Revenue Tax (8% of line 29).....	\$ 8,273,088
31	Less - Total Tax Paid in Prior Months.....	5,575,620
32	Total Tax Required for this Month (line 30 less line 31).....	\$ 2,697,468
33	Total Progressive Payout Liability - End of Month.....	\$ 724,926
34	Authorized Casino Square Footage - End of Month.....	111,677
35	Authorized Simulcasting Square Footage - End of Month.....	30,081
36	Simulcasting Revenue for the Month.....	\$ 77,694
37	Simulcasting Handle for the Month.....	\$ 931,080
38	Promotional Gaming Credits Wagered for the Month.....	\$ 1,936,635

Under penalties of perjury, I declare that I have examined this report, and to the best of my knowledge and belief, it is true and complete.

April 9, 2009  
DATE

  
Donna Hogan

Operational Controller 7156-11  
TITLE (LICENSE NUMBER)

**CAESARS ATLANTIC CITY  
MONTHLY GROSS REVENUE TAX RETURN  
SCHEDULE OF OTHER GAMES  
FOR THE MONTH OF MARCH, 2009**

Line (a)	Type of Game (b)	Authorized Units (c)	Win or (Loss) (d)	Drop (e)	Win or (Loss) Percentage (f)
1	Red Dog				
2	Sic Bo	1	61,311	186,683	32.8%
3	Pai Gow Poker	6	628,630	2,307,188	27.2%
4	Pai Gow	5	540,785	2,663,572	20.3%
5	Pokette				
6	Double Down Stud Poker				
7	Keno	3	24,495	79,430	30.8%
8	Caribbean Stud Poker	2	30,118	244,585	12.3%
9	Let it Ride Poker	3	191,224	783,521	24.4%
10	Super 7 1/2				
11	Mini-Craps				
12	Three Card Poker	10	1,122,519	3,989,138	28.1%
13	Caribbean Draw Poker				
14	Mini-Dice				
15	Fast Action Hold 'Em				
16	Casino War				
17	Countdown				
18	Spanish 21	6	304,338	1,582,380	19.2%
19	Colorado Hold'Em Poker				
20	Multi-Bacc				
21	Wild Aruba Stud Poker				
22	Monopoly Poker				
23	Table Slots				
24	Rainbow Dice				
25	Triple Shot				
26	Blackjack Switch				
27	Let's Get Wild Poker				
28	Boston 5 Stud Poker				
29	Double Cross Poker				
30	Double Attack Blackjack	1	99,472	437,127	22.8%
31	Shao Pai Gow				
32	6 to 5 Blackjack				
33	Four Card Poker	3	503,932	1,653,268	30.5%
34	Suspense 21				
35	Two Card Royal				
36	Player's Choice Poker				
37	Superfun 21				
38	Hawaii Hi-Lo				
39	Texas Hold 'Em Bonus Poker	3	130,205	604,911	21.5%
40	House Way Pai Gow Poker				
41	Flop Poker				
42	Two Card Joker Poker				
43	Ultimate Texas Hold 'Em	1	70,158	381,939	18.4%
44	Asia Poker	2	193,004	1,004,335	19.2%
45	Winner's Pot Poker				
46	1 Bet Threat Texas Hold 'Em				
	Total -(Must agree with line 7 on Pg 1)	46	\$ 3,900,191	\$ 15,918,077	24.5%



# HARRAH'S RESORT

## MONTHLY GROSS REVENUE TAX RETURN

### FOR THE MONTH OF MARCH, 2009

#### CASINO WIN - CURRENT MONTH


Line (a)	Type of Game (b)	Authorized Units (c)	Win or (Loss) (d)	Drop/Handle (e)	Win or (Loss) Percentage (f)
<b>Table and Other Games:</b>					
1	Blackjack	53	\$ 2,353,630	\$ 20,390,631	11.5%
2	Craps	6	1,094,155	5,920,766	18.5%
3	Roulette	12	1,264,475	4,897,113	25.8%
4	Big Six	1	15,726	35,184	44.7%
5	Baccarat	0	0	0	0.0%
6	Minibaccarat	4	567,162	4,023,728	14.1%
7	Other Games - (Page 2)	33	2,006,340	8,952,021	22.4%
8	Subtotal - Table and Other Games	109	7,301,488	\$ 44,219,443	16.5%
9	Poker	40	567,624		
10	<b>Total - Table and Other Games</b>	<b>149</b>	<b>\$ 7,869,112</b>		
<b>Slot Machines:</b>					
11	\$ .01 and .02 Slot Machines	357	\$ 3,503,734	\$ 36,688,032	9.6%
12	\$ .05 Slot Machines	553	4,795,311	41,456,246	11.6%
13	\$ .25 Slot Machines	766	5,497,413	50,106,478	11.0%
14	\$ .50 Slot Machines	26	158,156	1,542,329	10.3%
15	\$ 1.00 Slot Machines	309	3,040,682	34,683,910	8.8%
16	\$ 5.00 Slot Machines	83	914,938	14,875,905	6.2%
17	\$ 25.00 Slot Machines	16	231,794	5,508,825	4.2%
18	\$100.00 Slot Machines	10	207,598	1,564,200	13.3%
19	Multi-denominational Slot Machines	1,297	10,831,753	145,518,648	7.4%
20	Other Slot Machines	27	71,982	3,631,101	2.0%
21	<b>Total - Slot Machines</b>	<b>3,444</b>	<b>\$ 29,253,361</b>	<b>\$ 335,575,674</b>	<b>8.7%</b>
22	<b>Total Casino Win</b>		<b>\$ 37,122,473</b>		

#### TAX ON GROSS REVENUE

23	Year-to-Date Table and Other Games Win .....	\$ 23,398,342
24	Year-to-Date Slot Machine Win .....	88,010,844
25	Year-to-Date Total Casino Win .....	<b>\$ 111,409,186</b>
26	Adjustments .....	<b>\$ 21</b>
27	Year-To-Date Gross Revenue .....	<b>\$ 111,409,207</b>
28	Deduction for Eligible Promotional Gaming Credits .....	
29	Year-To-Date Taxable Gross Revenue .....	<b>\$ 111,409,207</b>
30	Gross Revenue Tax (8% of line 29).....	\$ 8,912,737
31	Less - Total Tax Paid in Prior Months.....	5,942,939
32	Total Tax Required for this Month (line 30 less line 31).....	\$ 2,969,798
33	Total Progressive Payout Liability - End of Month.....	\$ 958,949
34	Authorized Casino Square Footage - End of Month.....	172,655
35	Authorized Simulcasting Square Footage - End of Month.....	569
36	Simulcasting Revenue for the Month.....	\$ 40,250
37	Simulcasting Handle for the Month.....	\$ 486,390
38	Promotional Gaming Credits Wagered for the Month.....	\$ 1,908,505

Under penalties of perjury, I declare that I have examined this report, and to the best of my knowledge and belief, it is true and complete.

April 9, 2009  
DATE

  
Joseph Lodise

Operations Controller (008900-11)  
TITLE (LICENSE NUMBER)

**HARRAH'S RESORT**  
**MONTHLY GROSS REVENUE TAX RETURN**  
**SCHEDULE OF OTHER GAMES**  
**FOR THE MONTH OF MARCH, 2009**

Line (a)	Type of Game (b)	Authorized Units (c)	Win or (Loss) (d)	Drop (e)	Win or (Loss) Percentage (f)
1	Red Dog				
2	Sic Bo				
3	Pai Gow Poker	2	191,880	541,682	35.4%
4	Pai Gow	2	(21,991)	454,168	-4.8%
5	Pokette				
6	Double Down Stud Poker				
7	Keno	4	42,810	102,752	41.7%
8	Caribbean Stud Poker	1	63,448	244,371	26.0%
9	Let it Ride Poker	4	258,907	1,444,443	17.9%
10	Super 7 1/2				
11	Mini-Craps				
12	Three Card Poker	11	947,397	3,601,484	26.3%
13	Caribbean Draw Poker				
14	Mini-Dice				
15	Fast Action Hold 'Em				
16	Casino War				
17	Countdown				
18	Spanish 21	2	149,045	497,273	30.0%
19	Colorado Hold'Em Poker				
20	Multi-Bacc				
21	Wild Aruba Stud Poker				
22	Monopoly Poker				
23	Table Slots				
24	Rainbow Dice				
25	Triple Shot				
26	Blackjack Switch				
27	Let's Get Wild Poker				
28	Boston 5 Stud Poker				
29	Double Cross Poker				
30	Double Attack Blackjack	2	15,107	173,909	8.7%
31	Shao Pai Gow				
32	6 to 5 Blackjack				
33	Four Card Poker	2	154,540	602,495	25.7%
34	Suspense 21				
35	Two Card Royal				
36	Player's Choice Poker				
37	Superfun 21				
38	Hawaii Hi-Lo				
39	Texas Hold 'Em Bonus Poker	1	72,995	362,310	20.1%
40	House Way Pai Gow Poker				
41	Flop Poker	2	132,202	927,134	14.3%
42	Two Card Joker Poker				
43	Ultimate Texas Hold 'Em				
44	Asia Poker				
45	Winner's Pot Poker				
	Total -(Must agree with line 7 on Pg 1)	33	\$ 2,006,340	\$ 8,952,021	22.4%

# RESORTS ATLANTIC CITY

## MONTHLY GROSS REVENUE TAX RETURN

### FOR THE MONTH OF MARCH, 2009

#### CASINO WIN - CURRENT MONTH

Line (a)	Type of Game (b)	Authorized Units (c)	Win or (Loss) (d)	Drop/Handle (e)	Win or (Loss) Percentage (f)
Table and Other Games:					
1	Blackjack	33	\$ 1,218,903	\$ 10,384,373	11.7%
2	Craps	5	431,090	2,423,228	17.8%
3	Roulette	10	388,702	1,861,387	20.9%
4	Big Six	1	5,011	9,870	50.8%
5	Baccarat	2	54,295	463,962	11.7%
6	Minibaccarat	15	1,430,565	11,398,566	12.6%
7	Other Games - (Page 2)	16	597,405	3,335,340	17.9%
8	Subtotal - Table and Other Games	82	4,125,971	\$ 29,876,726	13.8%
9	Poker	2	7,587		
10	Total - Table and Other Games	84	\$ 4,133,558		

Slot Machines:					
11	\$ .01 and .02 Slot Machines	627	\$ 3,600,147	\$ 30,441,821	11.8%
12	\$ .05 Slot Machines	234	723,886	7,443,929	9.7%
13	\$ .25 Slot Machines	530	2,099,143	23,197,333	9.0%
14	\$ .50 Slot Machines	67	207,954	2,727,614	7.6%
15	\$ 1.00 Slot Machines	201	931,733	14,441,406	6.5%
16	\$ 5.00 Slot Machines	54	338,826	6,315,220	5.4%
17	\$ 25.00 Slot Machines	10	183,227	3,886,975	4.7%
18	\$100.00 Slot Machines	10	(34,674)	1,870,600	-1.9%
19	Multi-denominational Slot Machines	781	3,599,597	44,762,509	8.0%
20	Other Slot Machines	20	186,376	2,457,730	7.6%
21	Total - Slot Machines	2,534	\$ 11,836,215	\$ 137,545,137	8.6%
22	Total Casino Win		\$ 15,969,773		

#### TAX ON GROSS REVENUE

23	Year-to-Date Table and Other Games Win .....	\$ 11,662,787
24	Year-to-Date Slot Machine Win .....	34,307,360
25	Year-to-Date Total Casino Win .....	\$ 45,970,147
26	Adjustments .....	\$ (124,900)
27	Year-To-Date Gross Revenue .....	\$ 45,845,247
28	Deduction for Eligible Promotional Gaming Credits .....	
29	Year-To-Date Taxable Gross Revenue .....	\$ 45,845,247
30	Gross Revenue Tax (8% of line 29).....	\$ 3,667,620
31	Less - Total Tax Paid in Prior Months.....	2,389,891
32	Total Tax Required for this Month (line 30 less line 31).....	\$ 1,277,729
33	Total Progressive Payout Liability - End of Month.....	\$ 285,270
34	Authorized Casino Square Footage - End of Month.....	99,029
35	Authorized Simulcasting Square Footage - End of Month.....	
36	Simulcasting Revenue for the Month.....	
37	Simulcasting Handle for the Month.....	
38	Promotional Gaming Credits Wagered for the Month.....	\$ 2,739,525

Under penalties of perjury, I declare that I have examined this report, and to the best of my knowledge and belief, it is true and complete.

April 9, 2009  
DATE

*Walter Simon*  
Walter Simon

Dir. Operational Accting 3930-11  
TITLE (LICENSE NUMBER)

**RESORTS ATLANTIC CITY**  
**MONTHLY GROSS REVENUE TAX RETURN**  
**SCHEDULE OF OTHER GAMES**  
**FOR THE MONTH OF MARCH, 2009**

Line (a)	Type of Game (b)	Authorized Units (c)	Win or (Loss) (d)	Drop (e)	Win or (Loss) Percentage (f)
1	Red Dog				
2	Sic Bo				
3	Pai Gow Poker	1	18,476	205,966	9.0%
4	Pai Gow	2	61,730	635,442	9.7%
5	Pokette				
6	Double Down Stud Poker				
7	Keno				
8	Caribbean Stud Poker				
9	Let it Ride Poker	2	59,771	409,278	14.6%
10	Super 7 1/2				
11	Mini-Craps				
12	Three Card Poker	5	301,401	1,154,136	26.1%
13	Caribbean Draw Poker				
14	Mini-Dice				
15	Fast Action Hold 'Em				
16	Casino War				
17	Countdown				
18	Spanish 21	3	123,040	583,168	21.1%
19	Colorado Hold'Em Poker				
20	Multi-Bacc				
21	Wild Aruba Stud Poker				
22	Monopoly Poker				
23	Table Slots				
24	Rainbow Dice				
25	Triple Shot				
26	Blackjack Switch				
27	Let's Get Wild Poker				
28	Boston 5 Stud Poker				
29	Double Cross Poker				
30	Double Attack Blackjack				
31	Shao Pai Gow				
32	6 to 5 Blackjack				
33	Four Card Poker	1	9,409	63,059	14.9%
34	Suspense 21				
35	Two Card Royal				
36	Player's Choice Poker				
37	Superfun 21				
38	Hawaii Hi-Lo				
39	Texas Hold 'Em Bonus Poker	1	12,173	67,242	18.1%
40	House Way Pai Gow Poker				
41	Flop Poker				
42	Two Card Joker Poker				
43	Ultimate Texas Hold 'Em				
44	Asia Poker	1	11,405	217,049	5.3%
45	Winner's Pot Poker				
46	1 Bet Threat Texas Hold 'Em				
	Total -(Must agree with line 7 on Pg 1)	16	\$ 597,405	\$ 3,335,340	17.9%

# SHOWBOAT

## MONTHLY GROSS REVENUE TAX RETURN

### FOR THE MONTH OF MARCH, 2009

#### CASINO WIN - CURRENT MONTH

Line (a)	Type of Game (b)	Authorized Units (c)	Win or (Loss) (d)	Drop/Handle (e)	Win or (Loss) Percentage (f)
Table and Other Games:					
1	Blackjack	46	\$ 1,311,386	\$ 9,363,365	14.0%
2	Craps	5	396,216	3,025,381	13.1%
3	Roulette	9	432,981	2,522,610	17.2%
4	Big Six	1	23,619	85,819	27.5%
5	Baccarat				0.0%
6	Minibaccarat	8	994,366	8,551,296	11.6%
7	Other Games - (Page 2)	22	1,318,831	6,113,622	21.6%
8	Subtotal - Table and Other Games	91	4,477,399	\$ 29,662,093	15.1%
9	Poker	28	374,882		
10	Total - Table and Other Games	119	\$ 4,852,281		

Slot Machines:					
11	\$ .01 and .02 Slot Machines	499	\$ 3,537,943	\$ 31,820,263	11.1%
12	\$ .05 Slot Machines	183	2,621,612	19,305,977	13.6%
13	\$ .25 Slot Machines	342	1,854,778	27,736,173	6.7%
14	\$ .50 Slot Machines	3	21,697	232,036	9.4%
15	\$ 1.00 Slot Machines	163	1,100,836	17,199,291	6.4%
16	\$ 5.00 Slot Machines	34	425,392	5,025,920	8.5%
17	\$ 25.00 Slot Machines	4	28,792	926,950	3.1%
18	\$100.00 Slot Machines	3	33,659	621,800	5.4%
19	Multi-denominational Slot Machines	1,834	10,821,193	99,792,959	10.8%
20	Other Slot Machines	5	12,383	511,790	2.4%
21	Total - Slot Machines	3,070	\$ 20,458,285	\$ 203,173,159	10.1%
22	Total Casino Win		\$ 25,310,566		

#### TAX ON GROSS REVENUE

23	Year-to-Date Table and Other Games Win .....	\$ 15,302,611
24	Year-to-Date Slot Machine Win .....	56,400,548
25	Year-to-Date Total Casino Win .....	<b>\$ 71,703,159</b>
26	Adjustments .....	<b>\$ 289</b>
27	Year-To-Date Gross Revenue .....	<b>\$ 71,703,448</b>
28	Deduction for Eligible Promotional Gaming Credits .....	
29	Year-To-Date Taxable Gross Revenue .....	<b>\$ 71,703,448</b>
30	Gross Revenue Tax (8% of line 29).....	\$ 5,736,276
31	Less - Total Tax Paid in Prior Months.....	3,711,431
32	Total Tax Required for this Month (line 30 less line 31).....	\$ 2,024,845
33	Total Progressive Payout Liability - End of Month.....	\$ 1,391,902
34	Authorized Casino Square Footage - End of Month.....	124,723
35	Authorized Simulcasting Square Footage - End of Month.....	17,086
36	Simulcasting Revenue for the Month.....	\$ 38,115
37	Simulcasting Handle for the Month.....	\$ 456,311
38	Promotional Gaming Credits Wagered for the Month.....	\$ 2,216,027

Under penalties of perjury, I declare that I have examined this report, and to the best of my knowledge and belief, it is true and complete.

April 9, 2009  
DATE

  
Gail Myers

Operations Controller 3470-11  
TITLE (LICENSE NUMBER)

**SHOWBOAT**  
**MONTHLY GROSS REVENUE TAX RETURN**  
**SCHEDULE OF OTHER GAMES**  
**FOR THE MONTH OF MARCH, 2009**

Line (a)	Type of Game (b)	Authorized Units (c)	Win or (Loss) (d)	Drop (e)	Win or (Loss) Percentage (f)
1	Red Dog				
2	Sic Bo				
3	Pai Gow Poker	3	137,751	752,818	18.3%
4	Pai Gow	2	171,455	975,864	17.6%
5	Pokette				
6	Double Down Stud Poker				
7	Keno				
8	Caribbean Stud Poker	1	22,360	108,005	20.7%
9	Let it Ride Poker	3	144,139	751,504	19.2%
10	Super 7 1/2				
11	Mini-Craps				
12	Three Card Poker	7	458,132	1,749,613	26.2%
13	Caribbean Draw Poker				
14	Mini-Dice				
15	Fast Action Hold 'Em				
16	Casino War				
17	Countdown				
18	Spanish 21	1	81,137	348,910	23.3%
19	Colorado Hold'Em Poker				
20	Multi-Bacc				
21	Wild Aruba Stud Poker				
22	Monopoly Poker				
23	Table Slots				
24	Rainbow Dice				
25	Triple Shot				
26	Blackjack Switch				
27	Let's Get Wild Poker				
28	Boston 5 Stud Poker				
29	Double Cross Poker				
30	Double Attack Blackjack	1	117,968	406,753	29.0%
31	Shao Pai Gow				
32	6 to 5 Blackjack				
33	Four Card Poker	1	77,029	309,616	24.9%
34	Suspense 21				
35	Two Card Royal				
36	Player's Choice Poker				
37	Superfun 21				
38	Hawaii Hi-Lo				
39	Texas Hold 'Em Bonus Poker	1	67,215	266,695	25.2%
40	House Way Pai Gow Poker				
41	Flop Poker	2	41,645	443,844	9.4%
42	Two Card Joker Poker				
43	Ultimate Texas Hold 'Em				
44	Asia Poker				
45	Winner's Pot Poker				
46	1 Bet Threat Texas Hold 'Em				
	Total -(Must agree with line 7 on Pg 1)	22	\$ 1,318,831	\$ 6,113,622	21.6%

# TROPICANA CASINO & RESORT

## MONTHLY GROSS REVENUE TAX RETURN

FOR THE MONTH OF MARCH, 2009

### CASINO WIN - CURRENT MONTH

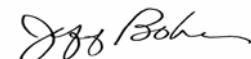
Line (a)	Type of Game (b)	Authorized Units (c)	Win or (Loss) (d)	Drop/Handle (e)	Win or (Loss) Percentage (f)
<b>Table and Other Games:</b>					
1	Blackjack	72	\$ 2,280,748	\$ 19,803,213	11.5%
2	Craps	8	894,238	5,556,974	16.1%
3	Roulette	16	1,170,037	5,875,965	19.9%
4	Big Six	1	106,459	247,469	43.0%
5	Baccarat	1	20,324	258,147	7.9%
6	Minibaccarat	9	411,632	11,058,755	3.7%
7	Other Games - (Page 2)	32	1,868,445	8,332,481	22.4%
8	Subtotal - Table and Other Games	139	6,751,883	\$ 51,133,004	13.2%
9	Poker	35	615,049		
10	<b>Total - Table and Other Games</b>	<b>174</b>	<b>\$ 7,366,932</b>		
<b>Slot Machines:</b>					
11	\$ .01 and .02 Slot Machines	783	\$ 4,839,587	\$ 42,033,395	11.5%
12	\$ .05 Slot Machines	344	1,395,673	15,557,135	9.0%
13	\$ .25 Slot Machines	526	2,339,178	28,481,600	8.2%
14	\$ .50 Slot Machines	39	217,592	2,579,825	8.4%
15	\$ 1.00 Slot Machines	259	1,700,828	19,103,203	8.9%
16	\$ 5.00 Slot Machines	55	482,268	5,586,655	8.6%
17	\$ 25.00 Slot Machines	12	(51,107)	1,177,650	-4.3%
18	\$100.00 Slot Machines	12	114,258	759,300	15.0%
19	Multi-denominational Slot Machines	1,500	6,195,339	72,897,029	8.5%
20	Other Slot Machines	48	251,866	3,846,298	6.5%
21	<b>Total - Slot Machines</b>	<b>3,578</b>	<b>\$ 17,485,482</b>	<b>\$ 192,022,090</b>	<b>9.1%</b>
22	<b>Total Casino Win</b>		<b>\$ 24,852,414</b>		

### TAX ON GROSS REVENUE

23	Year-to-Date Table and Other Games Win .....	\$ 21,540,653
24	Year-to-Date Slot Machine Win .....	53,374,945
25	<b>Year-to-Date Total Casino Win .....</b>	<b>\$ 74,915,598</b>
26	Adjustments .....	
27	<b>Year-To-Date Gross Revenue .....</b>	<b>\$ 74,915,598</b>
28	Deduction for Eligible Promotional Gaming Credits .....	
29	<b>Year-To-Date Taxable Gross Revenue .....</b>	<b>\$ 74,915,598</b>
30	Gross Revenue Tax (8% of line 29).....	\$ 5,993,248
31	Less - Total Tax Paid in Prior Months.....	4,005,055
32	<b>Total Tax Required for this Month (line 30 less line 31).....</b>	<b>\$ 1,988,193</b>
33	Total Progressive Payout Liability - End of Month.....	\$ 1,196,107
34	Authorized Casino Square Footage - End of Month.....	135,795
35	Authorized Simulcasting Square Footage - End of Month.....	6,954
36	Simulcasting Revenue for the Month.....	\$ 40,162
37	Simulcasting Handle for the Month.....	\$ 529,153
38	Promotional Gaming Credits Wagered for the Month.....	\$ 1,867,323

Under penalties of perjury, I declare that I have examined this report, and to the best of my knowledge and belief, it is true and complete.

April 9, 2009  
DATE

  
Jeff Bohrer

Casino Controller, 7488-11

**TROPICANA CASINO & RESORT**  
**MONTHLY GROSS REVENUE TAX RETURN**  
**SCHEDULE OF OTHER GAMES**  
**FOR THE MONTH OF MARCH, 2009**

Line (a)	Type of Game (b)	Authorized Units (c)	Win or (Loss) (d)	Drop (e)	Win or (Loss) Percentage (f)
1	Red Dog				
2	Sic Bo				
3	Pai Gow Poker	4	134,765	674,113	20.0%
4	Pai Gow	3	66,878	963,730	6.9%
5	Pokette				
6	Double Down Stud Poker				
7	Keno				
8	Caribbean Stud Poker	1	56,603	306,595	18.5%
9	Let it Ride Poker	3	163,479	814,861	20.1%
10	Super 7 1/2				
11	Mini-Craps				
12	Three Card Poker	10	773,057	2,922,890	26.4%
13	Caribbean Draw Poker				
14	Mini-Dice				
15	Fast Action Hold 'Em				
16	Casino War				
17	Countdown				
18	Spanish 21	5	224,861	881,539	25.5%
19	Colorado Hold'Em Poker				
20	Multi-Bacc				
21	Wild Aruba Stud Poker				
22	Monopoly Poker				
23	Table Slots				
24	Rainbow Dice				
25	Triple Shot				
26	Blackjack Switch				
27	Let's Get Wild Poker				
28	Boston 5 Stud Poker				
29	Double Cross Poker				
30	Double Attack Blackjack	1	109,039	274,426	39.7%
31	Shao Pai Gow				
32	6 to 5 Blackjack				
33	Four Card Poker	2	131,720	626,983	21.0%
34	Suspense 21				
35	Two Card Royal				
36	Player's Choice Poker				
37	Superfun 21				
38	Hawaii Hi-Lo				
39	Texas Hold 'Em Bonus Poker	3	208,043	867,344	24.0%
40	House Way Pai Gow Poker				
41	Flop Poker				
42	Two Card Joker Poker				
43	Ultimate Texas Hold 'Em				
44	Asia Poker				
45	Winner's Pot Poker				
46	1 Bet Threat Texas Hold 'Em				
	Total -(Must agree with line 7 on Pg 1)	32	\$ 1,868,445	\$ 8,332,481	22.4%



# TRUMP MARINA

## MONTHLY GROSS REVENUE TAX RETURN

FOR THE MONTH OF MARCH, 2009

### CASINO WIN - CURRENT MONTH

Line (a)	Type of Game (b)	Authorized Units (c)	Win or (Loss) (d)	Drop/Handle (e)	Win or (Loss) Percentage (f)
<b>Table and Other Games:</b>					
1	Blackjack	34	\$ 544,381	\$ 8,802,278	6.2%
2	Craps	6	673,199	3,588,180	18.8%
3	Roulette	6	330,252	1,417,720	23.3%
4	Big Six	0	0	0	0.0%
5	Baccarat	1	0	0	0.0%
6	Minibaccarat	6	269,769	2,961,325	9.1%
7	Other Games - (Page 2)	19	843,512	3,542,871	23.8%
8	Subtotal - Table and Other Games	72	2,661,113	\$ 20,312,374	13.1%
9	Poker				
10	<b>Total - Table and Other Games</b>	<b>72</b>	<b>\$ 2,661,113</b>		
<b>Slot Machines:</b>					
11	\$ .01 and .02 Slot Machines	554	\$ 3,758,762	\$ 35,144,675	10.7%
12	\$ .05 Slot Machines	346	1,599,634	17,183,357	9.3%
13	\$ .25 Slot Machines	483	1,638,235	21,007,865	7.8%
14	\$ .50 Slot Machines	50	253,752	2,936,580	8.6%
15	\$ 1.00 Slot Machines	262	1,439,292	18,668,690	7.7%
16	\$ 5.00 Slot Machines	46	349,008	6,226,955	5.6%
17	\$ 25.00 Slot Machines	10	81,240	959,375	8.5%
18	\$100.00 Slot Machines	5	60,791	761,000	8.0%
19	Multi-denominational Slot Machines	197	1,258,463	15,659,421	8.0%
20	Other Slot Machines	21	170,288	2,602,436	6.5%
21	<b>Total - Slot Machines</b>	<b>1,974</b>	<b>\$ 10,609,465</b>	<b>\$ 121,150,354</b>	<b>8.8%</b>
22	<b>Total Casino Win</b>		<b>\$ 13,270,578</b>		

### TAX ON GROSS REVENUE

23	Year-to-Date Table and Other Games Win .....	\$	9,902,929
24	Year-to-Date Slot Machine Win .....		31,796,343
25	Year-to-Date Total Casino Win .....	\$	<b>41,699,272</b>
26	Adjustments .....	\$	<b>(1,018)</b>
27	Year-To-Date Gross Revenue .....	\$	<b>41,698,254</b>
28	Deduction for Eligible Promotional Gaming Credits .....		
29	Year-To-Date Taxable Gross Revenue .....	\$	<b>41,698,254</b>
30	Gross Revenue Tax (8% of line 29).....	\$	3,335,860
31	Less - Total Tax Paid in Prior Months.....		2,274,212
32	<b>Total Tax Required for this Month (line 30 less line 31).....</b>	<b>\$</b>	<b>1,061,648</b>
33	Total Progressive Payout Liability - End of Month.....	\$	426,417
34	Authorized Casino Square Footage - End of Month.....		78,535
35	Authorized Simulcasting Square Footage - End of Month.....		
36	Simulcasting Revenue for the Month.....		
37	Simulcasting Handle for the Month.....		
38	Promotional Gaming Credits Wagered for the Month.....	\$	1,321,522

Under penalties of perjury, I declare that I have examined this report, and to the best of my knowledge and belief, it is true and complete.

April 9, 2009  
DATE



Robert Allen

Director of Casino Finance 6793-11  
TITLE (LICENSE NUMBER)

**TRUMP MARINA**  
**MONTHLY GROSS REVENUE TAX RETURN**  
**SCHEDULE OF OTHER GAMES**  
**FOR THE MONTH OF MARCH, 2009**

Line (a)	Type of Game (b)	Authorized Units (c)	Win or (Loss) (d)	Drop (e)	Win or (Loss) Percentage (f)
1	Red Dog				
2	Sic Bo				
3	Pai Gow Poker	2	123,744	381,309	32.5%
4	Pai Gow	2	22,275	76,300	29.2%
5	Pokette				
6	Double Down Stud Poker				
7	Keno				
8	Caribbean Stud Poker	1	40,144	169,446	23.7%
9	Let it Ride Poker	2	97,455	663,849	14.7%
10	Super 7 1/2				
11	Mini-Craps				
12	Three Card Poker	5	347,587	1,119,085	31.1%
13	Caribbean Draw Poker				
14	Mini-Dice				
15	Fast Action Hold 'Em				
16	Casino War				
17	Countdown				
18	Spanish 21	3	28,358	484,924	5.8%
19	Colorado Hold'Em Poker				
20	Multi-Bacc				
21	Wild Aruba Stud Poker				
22	Monopoly Poker				
23	Table Slots				
24	Rainbow Dice				
25	Triple Shot				
26	Blackjack Switch				
27	Let's Get Wild Poker				
28	Boston 5 Stud Poker				
29	Double Cross Poker				
30	Double Attack Blackjack				
31	Shao Pai Gow				
32	6 to 5 Blackjack				
33	Four Card Poker	1	68,531	240,384	28.5%
34	Suspense 21				
35	Two Card Royal				
36	Player's Choice Poker				
37	Superfun 21				
38	Hawaii Hi-Lo				
39	Texas Hold 'Em Bonus Poker	1	25,503	83,671	30.5%
40	House Way Pai Gow Poker				
41	Flop Poker				
42	Two Card Joker Poker				
43	Ultimate Texas Hold 'Em	1	73,065	254,401	28.7%
44	Asia Poker				
45	Winner's Pot Poker				
46	1 Bet Threat Texas Hold 'Em	1	16,850	69,502	
	Total -(Must agree with line 7 on Pg 1)	19	\$ 843,512	\$ 3,542,871	23.8%

# TRUMP PLAZA

## MONTHLY GROSS REVENUE TAX RETURN

### FOR THE MONTH OF MARCH 2009

#### CASINO WIN - CURRENT MONTH

Line (a)	Type of Game (b)	Authorized Units (c)	Win or (Loss) (d)	Drop/Handle (e)	Win or (Loss) Percentage (f)
Table and Other Games:					
1	Blackjack	36	\$ 1,231,583	\$ 16,061,344	7.7%
2	Craps	5	527,974	3,939,607	13.4%
3	Roulette	9	633,724	3,000,388	21.1%
4	Big Six	0	0	0	0.0%
5	Baccarat	0	0	0	0.0%
6	Minibaccarat	10	559,244	9,026,780	6.2%
7	Other Games - (Page 2)	21	1,371,372	6,750,741	20.3%
8	Subtotal - Table and Other Games	81	4,323,897	\$ 38,778,860	11.2%
9	Poker				
10	Total - Table and Other Games	81	\$ 4,323,897		

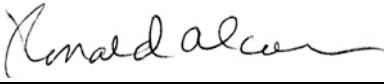
Slot Machines:					
11	\$ .01 and .02 Slot Machines	575	\$ 4,108,546	\$ 35,763,682	11.5%
12	\$ .05 Slot Machines	268	1,332,666	11,541,023	11.5%
13	\$ .25 Slot Machines	565	2,659,508	33,564,079	7.9%
14	\$ .50 Slot Machines	97	442,592	8,342,700	5.3%
15	\$ 1.00 Slot Machines	230	1,232,381	17,106,932	7.2%
16	\$ 5.00 Slot Machines	55	165,463	6,224,825	2.7%
17	\$ 25.00 Slot Machines	13	143,940	1,786,600	8.1%
18	\$100.00 Slot Machines	5	(86,587)	250,800	-34.5%
19	Multi-denominational Slot Machines	144	1,627,176	14,503,981	11.2%
20	Other Slot Machines	67	254,654	5,567,336	4.6%
21	Total - Slot Machines	2,019	\$ 11,880,339	\$ 134,651,958	8.8%
22	Total Casino Win		\$ 16,204,236		

#### TAX ON GROSS REVENUE

23	Year-to-Date Table and Other Games Win .....	\$ 14,598,215
24	Year-to-Date Slot Machine Win .....	35,055,844
25	Year-to-Date Total Casino Win .....	<b>\$ 49,654,059</b>
26	Adjustments .....	<b>\$ 3,605</b>
27	Year-To-Date Gross Revenue .....	<b>\$ 49,657,664</b>
28	Deduction for Eligible Promotional Gaming Credits .....	
29	Year-To-Date Taxable Gross Revenue .....	<b>\$ 49,657,664</b>
30	Gross Revenue Tax (8% of line 29).....	\$ 3,972,613
31	Less - Total Tax Paid in Prior Months.....	2,676,174
32	Total Tax Required for this Month (line 30 less line 31).....	\$ 1,296,439
33	Total Progressive Payout Liability - End of Month.....	\$ 495,657
34	Authorized Casino Square Footage - End of Month.....	95,306
35	Authorized Simulcasting Square Footage - End of Month.....	
36	Simulcasting Revenue for the Month.....	
37	Simulcasting Handle for the Month.....	
38	Promotional Gaming Credits Wagered for the Month.....	\$ 812,503

Under penalties of perjury, I declare that I have examined this report, and to the best of my knowledge and belief, it is true and complete.

April 9, 2009  
DATE

  
RONALD ALCORN

Casino Controller (1623-11)  
TITLE (LICENSE NUMBER)

**TRUMP PLAZA**  
**MONTHLY GROSS REVENUE TAX RETURN**  
**SCHEDULE OF OTHER GAMES**  
**FOR THE MONTH OF MARCH 2009**

Line (a)	Type of Game (b)	Authorized Units (c)	Win or (Loss) (d)	Drop (e)	Win or (Loss) Percentage (f)
1	Red Dog				
2	Sic Bo				
3	Pai Gow Poker	2	96,735	878,782	11.0%
4	Pai Gow	2	38,125	879,556	4.3%
5	Pokette				
6	Double Down Stud Poker				
7	Keno				
8	Caribbean Stud Poker				
9	Let it Ride Poker	2	206,799	650,889	31.8%
10	Super 7 1/2				
11	Mini-Craps				
12	Three Card Poker	8	566,414	2,134,198	26.5%
13	Caribbean Draw Poker				
14	Mini-Dice				
15	Fast Action Hold 'Em				
16	Casino War				
17	Countdown				
18	Spanish 21	3	235,615	1,322,435	17.8%
19	Colorado Hold'Em Poker				
20	Multi-Bacc				
21	Wild Aruba Stud Poker				
22	Monopoly Poker				
23	Table Slots				
24	Rainbow Dice				
25	Triple Shot				
26	Blackjack Switch				
27	Let's Get Wild Poker				
28	Boston 5 Stud Poker				
29	Double Cross Poker				
30	Double Attack Blackjack				
31	Shao Pai Gow				
32	6 to 5 Blackjack				
33	Four Card Poker	2	108,507	520,063	20.9%
34	Suspense 21				
35	Two Card Royal				
36	Player's Choice Poker				
37	Superfun 21				
38	Hawaii Hi-Lo				
39	Texas Hold 'Em Bonus Poker	2	119,177	364,818	32.7%
40	House Way Pai Gow Poker				
41	Flop Poker				
42	Two Card Joker Poker				
43	Ultimate Texas Hold 'Em				
44	Asia Poker				
45	Winner's Pot Poker				
46	1 Bet Threat Texas Hold 'Em				
	Total -(Must agree with line 7 on Pg 1)	21	\$ 1,371,372	\$ 6,750,741	20.3%

# TRUMP TAJ MAHAL CASINO RESORT

## MONTHLY GROSS REVENUE TAX RETURN

FOR THE MONTH OF MARCH, 2009

### CASINO WIN - CURRENT MONTH

Line (a)	Type of Game (b)	Authorized Units (c)	Win or (Loss) (d)	Drop/Handle (e)	Win or (Loss) Percentage (f)
Table and Other Games:					
1	Blackjack	60	\$ 10,879,830	\$ 68,762,826	15.8%
2	Craps	12	1,661,246	12,144,708	13.7%
3	Roulette	14	1,415,296	6,168,094	22.9%
4	Big Six	1	37,048	104,356	35.5%
5	Baccarat	1	266,545	4,995,420	5.3%
6	Minibaccarat	10	2,040,506	9,598,538	21.3%
7	Other Games - (Page 2)	33	3,103,269	11,633,795	26.7%
8	Subtotal - Table and Other Games	131	19,403,740	\$ 113,407,737	17.1%
9	Poker	68	1,543,586		
10	Total - Table and Other Games	199	\$ 20,947,326		


Slot Machines:					
11	\$ .01 and .02 Slot Machines	940	\$ 7,537,110	\$ 63,275,386	11.9%
12	\$ .05 Slot Machines	329	2,527,325	26,645,590	9.5%
13	\$ .25 Slot Machines	770	3,997,791	50,354,303	7.9%
14	\$ .50 Slot Machines	53	255,935	2,319,563	11.0%
15	\$ 1.00 Slot Machines	403	3,290,954	50,826,580	6.5%
16	\$ 5.00 Slot Machines	83	735,932	14,308,115	5.1%
17	\$ 25.00 Slot Machines	15	265,273	3,255,675	8.1%
18	\$100.00 Slot Machines	23	571,961	6,454,100	8.9%
19	Multi-denominational Slot Machines	459	3,495,610	46,101,037	7.6%
20	Other Slot Machines	34	232,587	4,174,053	5.6%
21	Total - Slot Machines	3,109	\$ 22,910,478	\$ 267,714,402	8.6%
22	Total Casino Win		\$ 43,857,804		

### TAX ON GROSS REVENUE

23	Year-to-Date Table and Other Games Win .....	\$ 50,492,884
24	Year-to-Date Slot Machine Win .....	67,808,807
25	Year-to-Date Total Casino Win .....	<b>\$ 118,301,691</b>
26	Adjustments .....	<b>\$ 2,995</b>
27	Year-To-Date Gross Revenue .....	<b>\$ 118,304,686</b>
28	Deduction for Eligible Promotional Gaming Credits .....	
29	Year-To-Date Taxable Gross Revenue .....	<b>\$ 118,304,686</b>
30	Gross Revenue Tax (8% of line 29).....	\$ 9,464,375
31	Less - Total Tax Paid in Prior Months.....	5,955,626
32	Total Tax Required for this Month (line 30 less line 31).....	\$ 3,508,749
33	Total Progressive Payout Liability - End of Month.....	\$ 975,153
34	Authorized Casino Square Footage - End of Month.....	154,838
35	Authorized Simulcasting Square Footage - End of Month.....	12,483
36	Simulcasting Revenue for the Month.....	\$ 75,196
37	Simulcasting Handle for the Month.....	\$ 887,238
38	Promotional Gaming Credits Wagered for the Month.....	\$ 2,043,456

Under penalties of perjury, I declare that I have examined this report, and to the best of my knowledge and belief, it is true and complete.

April 9, 2009  
DATE

  
Ford Palmer

Casino Controller 4086-11

**TRUMP TAJ MAHAL CASINO RESORT  
MONTHLY GROSS REVENUE TAX RETURN  
SCHEDULE OF OTHER GAMES  
FOR THE MONTH OF MARCH, 2009**

Line (a)	Type of Game (b)	Authorized Units (c)	Win or (Loss) (d)	Drop (e)	Win or (Loss) Percentage (f)
1	Red Dog				
2	Sic Bo	1	27,760	87,233	31.8%
3	Pai Gow Poker	4	373,443	1,630,544	22.9%
4	Pai Gow	3	313,182	1,206,126	26.0%
5	Pokette				
6	Double Down Stud Poker				
7	Keno	2	24,831	72,473	34.3%
8	Caribbean Stud Poker	2	117,367	379,185	31.0%
9	Let it Ride Poker	3	172,381	809,812	21.3%
10	Super 7 1/2				
11	Mini-Craps				
12	Three Card Poker	9	1,017,016	3,721,338	27.3%
13	Caribbean Draw Poker				
14	Mini-Dice				
15	Fast Action Hold 'Em				
16	Casino War				
17	Countdown				
18	Spanish 21	4	407,198	1,575,200	25.9%
19	Colorado Hold'Em Poker				
20	Multi-Bacc				
21	Wild Aruba Stud Poker				
22	Monopoly Poker				
23	Table Slots				
24	Rainbow Dice				
25	Triple Shot				
26	Blackjack Switch				
27	Let's Get Wild Poker				
28	Boston 5 Stud Poker				
29	Double Cross Poker				
30	Double Attack Blackjack	1	122,971	419,132	29.3%
31	Shao Pai Gow				
32	6 to 5 Blackjack				
33	Four Card Poker	2	301,604	987,921	30.5%
34	Suspense 21				
35	Two Card Royal				
36	Player's Choice Poker				
37	Superfun 21				
38	Hawaii Hi-Lo				
39	Texas Hold 'Em Bonus Poker	2	225,516	744,831	30.3%
40	House Way Pai Gow Poker				
41	Flop Poker				
42	Two Card Joker Poker				
43	Ultimate Texas Hold 'Em				
44	Asia Poker				
45	Winner's Pot Poker				
46	1 Bet Threat Texas Hold 'Em				
	Total -(Must agree with line 7 on Pg 1)	33	\$ 3,103,269	\$ 11,633,795	26.7%