

ATLANTIC CITY HILTON (RIH ACQUISITIONS N.J., LLC)

MONTHLY GROSS REVENUE TAX RETURN

FOR THE MONTH OF JUNE, 2009

CASINO WIN - CURRENT MONTH

AMENDED AUGUST 12, 2009

Line (a)	Type of Game (b)	Authorized Units (c)	Win or (Loss) (d)	Drop/Handle (e)	Win or (Loss) Percentage (f)
Table and Other Games:					
1	Blackjack	44	\$ 1,203,888	\$ 11,246,902	10.7%
2	Craps	6	524,494	3,082,843	17.0%
3	Roulette	7	373,488	1,532,074	24.4%
4	Big Six	1	15,191	31,750	47.8%
5	Baccarat	0	0	0	0.0%
6	Minibaccarat	16	948,808	12,544,462	7.6%
7	Other Games - (Page 2)	26	1,161,017	5,450,540	21.3%
8	Subtotal - Table and Other Games	100	4,226,886	\$ 33,888,571	12.5%
9	Poker	4	18,010		
10	Total - Table and Other Games	104	\$ 4,244,896		

Slot Machines:					
11	\$.01 and .02 Slot Machines	682	\$ 3,918,451	\$ 31,558,956	12.4%
12	\$.05 Slot Machines	130	589,206	7,660,728	7.7%
13	\$.25 Slot Machines	744	2,717,761	31,357,441	8.7%
14	\$.50 Slot Machines	74	333,414	3,577,313	9.3%
15	\$ 1.00 Slot Machines	286	1,974,017	29,983,367	6.6%
16	\$ 5.00 Slot Machines	68	613,274	10,426,015	5.9%
17	\$ 25.00 Slot Machines	8	16,592	395,650	4.2%
18	\$100.00 Slot Machines	10	8,010	565,800	1.4%
19	Multi-denominational Slot Machines	266	1,235,233	11,722,872	10.5%
20	Other Slot Machines	27	265,415	5,603,570	4.7%
21	Total - Slot Machines	2,295	\$ 11,671,373	\$ 132,851,712	8.8%
22	Total Casino Win		\$ 15,916,269		

TAX ON GROSS REVENUE

23	Year-to-Date Table and Other Games Win	\$ 27,537,598
24	Year-to-Date Slot Machine Win	72,138,057
25	Year-to-Date Total Casino Win	\$ 99,675,655
26	Adjustments	\$ 11,700
27	Year-To-Date Gross Revenue	\$ 99,687,355
28	Deduction for Eligible Promotional Gaming Credits	\$ 3,850,636
29	Year-To-Date Taxable Gross Revenue	\$ 95,836,719
30	Gross Revenue Tax (8% of line 29).....	\$ 7,666,938
31	Less - Total Tax Paid in Prior Months.....	6,530,050
32	Total Tax Required for this Month (line 30 less line 31).....	\$ 1,136,888
33	Total Progressive Payout Liability - End of Month.....	\$ 1,125,575
34	Authorized Casino Square Footage - End of Month.....	75,416
35	Authorized Simulcasting Square Footage - End of Month.....	
36	Simulcasting Revenue for the Month.....	
37	Simulcasting Handle for the Month.....	
38	Promotional Gaming Credits Wagered for the Month.....	\$ 2,251,450

Under penalties of perjury, I declare that I have examined this report, and to the best of my knowledge and belief, it is true and complete.

August 17, 2009
DATE



JOANNE MCKENSIE

CASINO CONTROLLER (1231-11)
TITLE (LICENSE NUMBER)

ATLANTIC CITY HILTON (RIH ACQUISITIONS N.J., LLC)
MONTHLY GROSS REVENUE TAX RETURN
SCHEDULE OF OTHER GAMES
FOR THE MONTH OF JUNE, 2009

Line (a)	Type of Game (b)	Authorized Units (c)	Win or (Loss) (d)	Drop (e)	Win or (Loss) Percentage (f)
1	Red Dog				
2	Sic Bo	1	20,953	125,629	16.7%
3	Pai Gow Poker	4	192,100	904,431	21.2%
4	Pai Gow Tiles	4	170,927	1,585,681	10.8%
5	Pokette				
6	Double Down Stud Poker				
7	Keno				
8	Caribbean Stud Poker	1	13,536	92,910	14.6%
9	Let it Ride Poker	3	130,747	526,259	24.8%
10	Super 7 1/2				
11	Mini-Craps				
12	Three Card Poker	8	388,755	1,417,970	27.4%
13	Caribbean Draw Poker				
14	Mini-Dice				
15	Fast Action Hold 'Em				
16	Casino War				
17	Countdown				
18	Spanish 21	2	171,078	608,488	28.1%
19	Colorado Hold'Em Poker				
20	Multi-Bacc				
21	Wild Aruba Stud Poker				
22	Monopoly Poker				
23	Table Slots				
24	Rainbow Dice				
25	Triple Shot				
26	Blackjack Switch				
27	Let's Get Wild Poker				
28	Boston 5 Stud Poker				
29	Double Cross Poker				
30	Double Attack Blackjack				
31	Shao Pai Gow				
32	6 to 5 Blackjack				
33	Four Card Poker	1	57,019	100,065	57.0%
34	Suspense 21				
35	Two Card Royal				
36	Player's Choice Poker				
37	Superfun 21				
38	Hawaii Hi-Lo				
39	Texas Hold 'Em Bonus Poker	1	21,373	62,066	34.4%
40	House Way Pai Gow Poker				
41	Flop Poker				
42	Two Card Joker Poker				
43	Ultimate Texas Hold 'Em				
44	Asia Poker	1	(5,471)	27,041	-20.2%
45	Winner's Pot Poker				
46	1 Bet Threat Texas Hold 'Em				
47	Mississippi Stud				
	Total -(Must agree with line 7 on Pg 1)	26	\$ 1,161,017	\$ 5,450,540	21.3%

BALLY'S ATLANTIC CITY

MONTHLY GROSS REVENUE TAX RETURN

FOR THE MONTH OF JUNE, 2009

CASINO WIN - CURRENT MONTH

Line (a)	Type of Game (b)	Authorized Units (c)	Win or (Loss) (d)	Drop/Handle (e)	Win or (Loss) Percentage (f)
Table and Other Games:					
1	Blackjack	68	\$ 3,322,538	\$ 26,333,292	12.6%
2	Craps	10	906,952	8,184,291	11.1%
3	Roulette	21	1,303,262	7,248,445	18.0%
4	Big Six	2	146,439	349,974	41.8%
5	Baccarat	2	165,895	1,726,597	9.6%
6	Minibaccarat	16	830,121	19,474,383	4.3%
7	Other Games - (Page 2)	57	3,674,608	16,147,623	22.8%
8	Subtotal - Table and Other Games	176	10,349,815	\$ 79,464,605	13.0%
9	Poker	27	312,581		
10	Total - Table and Other Games	203	\$ 10,662,396		

Slot Machines:					
11	\$.01 and .02 Slot Machines	798	\$ 6,590,969	\$ 51,685,825	12.8%
12	\$.05 Slot Machines	588	3,345,031	30,360,072	11.0%
13	\$.25 Slot Machines	1,168	6,435,498	75,593,834	8.5%
14	\$.50 Slot Machines	138	909,164	9,161,661	9.9%
15	\$ 1.00 Slot Machines	401	3,593,550	50,462,910	7.1%
16	\$ 5.00 Slot Machines	102	1,237,038	19,053,705	6.5%
17	\$ 25.00 Slot Machines	19	17,361	4,274,175	0.4%
18	\$100.00 Slot Machines	13	113,036	1,471,600	7.7%
19	Multi-denominational Slot Machines	449	3,828,711	39,373,936	9.7%
20	Other Slot Machines	34	292,378	4,684,792	6.2%
21	Total - Slot Machines	3,710	\$ 26,362,736	\$ 286,122,510	9.2%
22	Total Casino Win		\$ 37,025,132		

TAX ON GROSS REVENUE

23	Year-to-Date Table and Other Games Win	\$ 79,575,640
24	Year-to-Date Slot Machine Win	154,950,498
25	Year-to-Date Total Casino Win	\$ 234,526,138
26	Adjustments	
27	Year-To-Date Gross Revenue	\$ 234,526,138
28	Deduction for Eligible Promotional Gaming Credits	\$ 8,352,976
29	Year-To-Date Taxable Gross Revenue	\$ 226,173,162
30	Gross Revenue Tax (8% of line 29).....	\$ 18,093,853
31	Less - Total Tax Paid in Prior Months.....	15,427,759
32	Total Tax Required for this Month (line 30 less line 31).....	\$ 2,666,094
33	Total Progressive Payout Liability - End of Month.....	\$ 2,385,888
34	Authorized Casino Square Footage - End of Month.....	147,381
35	Authorized Simulcasting Square Footage - End of Month.....	35,002
36	Simulcasting Revenue for the Month.....	\$ 109,264
37	Simulcasting Handle for the Month.....	\$ 1,268,187
38	Promotional Gaming Credits Wagered for the Month.....	\$ 3,258,483

Under penalties of perjury, I declare that I have examined this report, and to the best of my knowledge and belief, it is true and complete.

August 17, 2009

DATE



William Pangoras

Operations Controller/(1792-11)
TITLE (LICENSE NUMBER)

BALLY'S ATLANTIC CITY
MONTHLY GROSS REVENUE TAX RETURN
SCHEDULE OF OTHER GAMES
FOR THE MONTH OF JUNE, 2009

Line (a)	Type of Game (b)	Authorized Units (c)	Win or (Loss) (d)	Drop (e)	Win or (Loss) Percentage (f)
1	Red Dog				
2	Sic Bo	1	58,871	219,148	26.9%
3	Pai Gow Poker	9	305,338	2,113,508	14.4%
4	Pai Gow	3	276,724	1,673,427	16.5%
5	Pokette				
6	Double Down Stud Poker				
7	Keno				
8	Caribbean Stud Poker	2	141,935	586,536	24.2%
9	Let it Ride Poker	4	297,760	1,330,937	22.4%
10	Super 7 1/2				
11	Mini-Craps				
12	Three Card Poker	15	1,285,384	4,416,762	29.1%
13	Caribbean Draw Poker				
14	Mini-Dice				
15	Fast Action Hold 'Em				
16	Casino War				
17	Countdown				
18	Spanish 21	7	425,208	2,175,374	19.5%
19	Colorado Hold'Em Poker				
20	Multi-Bacc				
21	Wild Aruba Stud Poker				
22	Monopoly Poker				
23	Table Slots				
24	Rainbow Dice				
25	Triple Shot				
26	Blackjack Switch				
27	Let's Get Wild Poker				
28	Boston 5 Stud Poker				
29	Double Cross Poker				
30	Double Attack Blackjack				
31	Shao Pai Gow				
32	6 to 5 Blackjack				
33	Four Card Poker	6	336,962	1,455,192	23.2%
34	Suspense 21				
35	Two Card Royal				
36	Player's Choice Poker				
37	Superfun 21				
38	Hawaii Hi-Lo				
39	Texas Hold 'Em Bonus Poker	5	246,710	1,009,670	24.4%
40	House Way Pai Gow Poker				
41	Flop Poker				
42	Two Card Joker Poker				
43	Ultimate Texas Hold 'Em	1	118,969	506,150	23.5%
44	Asia Poker	2	160,432	597,393	26.9%
45	Winner's Pot Poker	2	20,315	63,526	32.0%
46	1 Bet Threat Texas Hold 'Em				
47	Mississippi Stud				
	Total -(Must agree with line 7 on Pg 1)	57	\$ 3,674,608	\$ 16,147,623	22.8%

BORGATA HOTEL CASINO AND SPA MONTHLY GROSS REVENUE TAX RETURN FOR THE MONTH OF June, 2009

CASINO WIN - CURRENT MONTH

Line (a)	Type of Game (b)	Authorized Units (c)	Win or (Loss) (d)	Drop/Handle (e)	Win or (Loss) Percentage (f)
Table and Other Games:					
1	Blackjack	87	\$ 7,380,071	\$ 69,179,955	10.7%
2	Craps	14	3,041,627	19,046,370	16.0%
3	Roulette	21	2,486,481	11,290,011	22.0%
4	Big Six	1	69,810	151,057	46.2%
5	Baccarat	2	157,488	3,603,889	4.4%
6	Minibaccarat	8	746,246	5,290,732	14.1%
7	Other Games - (Page 2)	49	4,347,269	19,462,620	22.3%
8	Subtotal - Table and Other Games	182	18,228,992	\$ 128,024,634	14.2%
9	Poker	85	2,528,160		
10	Total - Table and Other Games	267	\$ 20,757,152		


Slot Machines:					
11	\$.01 and .02 Slot Machines	993	\$ 10,071,263	\$ 91,921,148	11.0%
12	\$.05 Slot Machines	938	6,023,657	63,015,913	9.6%
13	\$.25 Slot Machines	677	4,060,435	44,832,259	9.1%
14	\$.50 Slot Machines	121	606,880	7,390,538	8.2%
15	\$ 1.00 Slot Machines	275	3,457,468	39,546,085	8.7%
16	\$ 5.00 Slot Machines	89	1,936,334	26,007,555	7.4%
17	\$ 25.00 Slot Machines	20	771,547	11,359,875	6.8%
18	\$100.00 Slot Machines	12	827,156	5,768,200	14.3%
19	Multi-denominational Slot Machines	752	8,094,240	127,289,130	6.4%
20	Other Slot Machines	53	1,173,089	14,583,526	8.0%
21	Total - Slot Machines	3,930	\$ 37,022,069	\$ 431,714,229	8.6%
22	Total Casino Win		\$ 57,779,221		

TAX ON GROSS REVENUE

23	Year-to-Date Table and Other Games Win	\$ 129,954,853	
24	Year-to-Date Slot Machine Win	213,623,412	
25	Year-to-Date Total Casino Win	\$ 343,578,265	
26	Adjustments		
27	Year-To-Date Gross Revenue	\$ 343,578,265	
28	Deduction for Eligible Promotional Gaming Credits	\$ 10,202,127	
29	Year-To-Date Taxable Gross Revenue	\$ 333,376,138	
30	Gross Revenue Tax (8% of line 29).....	\$ 26,670,091	
31	Less - Total Tax Paid in Prior Months.....	22,409,178	
32	Total Tax Required for this Month (line 30 less line 31).....	\$ 4,260,913	
33	Total Progressive Payout Liability - End of Month.....	\$ 710,218	
34	Authorized Casino Square Footage - End of Month.....	136,667	
35	Authorized Simulcasting Square Footage - End of Month.....	23,620	
36	Simulcasting Revenue for the Month.....	\$ 239,153	
37	Simulcasting Handle for the Month.....	\$ 2,796,661	
38	Promotional Gaming Credits Wagered for the Month.....	\$ 6,061,848	

Under penalties of perjury, I declare that I have examined this report, and to the best of my knowledge and belief, it is true and complete.

August 17, 2009
DATE


Betty J. Parker

Casino Controller Lic . # 8038-11

BORGATA HOTEL CASINO AND SPA
MONTHLY GROSS REVENUE TAX RETURN
SCHEDULE OF OTHER GAMES
FOR THE MONTH OF June, 2009

Line (a)	Type of Game (b)	Authorized Units (c)	Win or (Loss) (d)	Drop (e)	Win or (Loss) Percentage (f)
1	Red Dog				
2	Sic Bo				
3	Pai Gow Poker	6	493,426	2,069,887	23.8%
4	Pai Gow	2	130,503	612,987	21.3%
5	Pokette				
6	Double Down Stud Poker				
7	Keno				
8	Caribbean Stud Poker	3	246,020	1,159,078	21.2%
9	Let it Ride Poker	5	206,898	2,371,953	8.7%
10	Super 7 1/2				
11	Mini-Craps				
12	Three Card Poker	16	1,888,092	7,405,398	25.5%
13	Caribbean Draw Poker				
14	Mini-Dice				
15	Fast Action Hold 'Em				
16	Casino War				
17	Countdown				
18	Spanish 21	5	388,463	1,792,247	21.7%
19	Colorado Hold'Em Poker				
20	Multi-Bacc				
21	Wild Aruba Stud Poker				
22	Monopoly Poker				
23	Table Slots				
24	Rainbow Dice				
25	Triple Shot				
26	Blackjack Switch				
27	Let's Get Wild Poker				
28	Boston 5 Stud Poker				
29	Double Cross Poker				
30	Double Attack Blackjack				
31	Shao Pai Gow				
32	6 to 5 Blackjack				
33	Four Card Poker	5	542,162	2,234,846	24.3%
34	Suspense 21				
35	Two Card Royal				
36	Player's Choice Poker				
37	Superfun 21				
38	Hawaii Hi-Lo				
39	Texas Hold 'Em Bonus Poker	5	307,522	1,135,745	27.1%
40	House Way Pai Gow Poker				
41	Flop Poker				
42	Two Card Joker Poker				
43	Ultimate Texas Hold 'Em				
44	Asia Poker	2	144,183	680,479	21.2%
45	Winner's Pot Poker				
46	1 Bet Threat Texas Hold 'Em				
	Total -(Must agree with line 7 on Pg 1)	49	\$ 4,347,269	\$ 19,462,620	22.3%

CAESARS ATLANTIC CITY

MONTHLY GROSS REVENUE TAX RETURN

FOR THE MONTH OF JUNE, 2009

CASINO WIN - CURRENT MONTH

Line (a)	Type of Game (b)	Authorized Units (c)	Win or (Loss) (d)	Drop/Handle (e)	Win or (Loss) Percentage (f)
Table and Other Games:					
1	Blackjack	53	\$ 5,418,490	\$ 34,075,603	15.9%
2	Craps	13	1,515,220	13,521,479	11.2%
3	Roulette	15	2,119,163	8,174,898	25.9%
4	Big Six	1	92,341	218,421	42.3%
5	Baccarat	1	(11,210)	302,141	-3.7%
6	Minibaccarat	12	1,843,135	13,524,655	13.6%
7	Other Games - (Page 2)	46	3,680,102	15,110,275	24.4%
8	Subtotal - Table and Other Games	141	14,657,241	\$ 84,927,472	17.3%
9	Poker	24	522,861		
10	Total - Table and Other Games	165	\$ 15,180,102		

Slot Machines:					
11	\$.01 and .02 Slot Machines	737	\$ 7,731,985	\$ 66,491,724	11.6%
12	\$.05 Slot Machines	376	2,807,695	23,490,582	12.0%
13	\$.25 Slot Machines	672	2,763,486	28,201,897	9.8%
14	\$.50 Slot Machines	127	541,005	5,878,437	9.2%
15	\$ 1.00 Slot Machines	345	3,272,995	33,409,994	9.8%
16	\$ 5.00 Slot Machines	76	1,450,325	20,284,270	7.1%
17	\$ 25.00 Slot Machines	15	511,237	4,328,850	11.8%
18	\$100.00 Slot Machines	18	122,206	7,685,900	1.6%
19	Multi-denominational Slot Machines	420	3,631,064	44,114,685	8.2%
20	Other Slot Machines	53	431,786	13,556,844	3.2%
21	Total - Slot Machines	2,839	\$ 23,263,784	\$ 247,443,183	9.4%
22	Total Casino Win		\$ 38,443,886		

TAX ON GROSS REVENUE

23	Year-to-Date Table and Other Games Win	\$ 82,059,133
24	Year-to-Date Slot Machine Win	135,225,184
25	Year-to-Date Total Casino Win	\$ 217,284,317
26	Adjustments	\$ 17,350
27	Year-To-Date Gross Revenue	\$ 217,301,667
28	Deduction for Eligible Promotional Gaming Credits	\$ 7,753,463
29	Year-To-Date Taxable Gross Revenue	\$ 209,548,204
30	Gross Revenue Tax (8% of line 29).....	\$ 16,763,856
31	Less - Total Tax Paid in Prior Months.....	13,963,007
32	Total Tax Required for this Month (line 30 less line 31).....	\$ 2,800,849
33	Total Progressive Payout Liability - End of Month.....	\$ 875,140
34	Authorized Casino Square Footage - End of Month.....	111,677
35	Authorized Simulcasting Square Footage - End of Month.....	30,081
36	Simulcasting Revenue for the Month.....	\$ 63,812
37	Simulcasting Handle for the Month.....	\$ 807,847
38	Promotional Gaming Credits Wagered for the Month.....	\$ 2,611,117

Under penalties of perjury, I declare that I have examined this report, and to the best of my knowledge and belief, it is true and complete.

August 17, 2009

DATE



DONNA HOGAN

Operational Controller (7156-11)

TITLE OF OFFICER

CAESARS ATLANTIC CITY
MONTHLY GROSS REVENUE TAX RETURN
SCHEDULE OF OTHER GAMES
FOR THE MONTH OF JUNE, 2009

Line (a)	Type of Game (b)	Authorized Units (c)	Win or (Loss) (d)	Drop (e)	Win or (Loss) Percentage (f)
1	Red Dog				
2	Sic Bo	1	47,119	179,701	26.2%
3	Pai Gow Poker	6	473,182	2,061,554	23.0%
4	Pai Gow	5	672,655	2,787,109	24.1%
5	Pokette				
6	Double Down Stud Poker				
7	Keno	3	27,964	87,727	31.9%
8	Caribbean Stud Poker	2	109,929	417,025	26.4%
9	Let it Ride Poker	3	143,001	795,868	18.0%
10	Super 7 1/2				
11	Mini-Craps				
12	Three Card Poker	10	1,035,889	3,633,687	28.5%
13	Caribbean Draw Poker				
14	Mini-Dice				
15	Fast Action Hold 'Em				
16	Casino War				
17	Countdown				
18	Spanish 21	6	288,341	1,569,625	18.4%
19	Colorado Hold'Em Poker				
20	Multi-Bacc				
21	Wild Aruba Stud Poker				
22	Monopoly Poker				
23	Table Slots				
24	Rainbow Dice				
25	Triple Shot				
26	Blackjack Switch				
27	Let's Get Wild Poker				
28	Boston 5 Stud Poker				
29	Double Cross Poker				
30	Double Attack Blackjack	1	109,521	399,229	27.4%
31	Shao Pai Gow				
32	6 to 5 Blackjack				
33	Four Card Poker	3	358,721	1,498,687	23.9%
34	Suspense 21				
35	Two Card Royal				
36	Player's Choice Poker				
37	Superfun 21				
38	Hawaii Hi-Lo				
39	Texas Hold 'Em Bonus Poker	3	134,026	495,506	27.0%
40	House Way Pai Gow Poker				
41	Flop Poker				
42	Two Card Joker Poker				
43	Ultimate Texas Hold 'Em	1	85,688	342,198	25.0%
44	Asia Poker	2	194,066	842,359	23.0%
45	Winner's Pot Poker				
46	1 Bet Threat Texas Hold 'Em				
	Total -(Must agree with line 7 on Pg 1)	46	\$ 3,680,102	\$ 15,110,275	24.4%

HARRAH'S RESORT

MONTHLY GROSS REVENUE TAX RETURN

FOR THE MONTH OF JUNE, 2009

CASINO WIN - CURRENT MONTH

Line (a)	Type of Game (b)	Authorized Units (c)	Win or (Loss) (d)	Drop/Handle (e)	Win or (Loss) Percentage (f)
Table and Other Games:					
1	Blackjack	54	\$ 3,445,758	\$ 23,037,299	15.0%
2	Craps	6	1,256,465	6,578,796	19.1%
3	Roulette	12	931,889	4,646,734	20.1%
4	Big Six	1	8,840	26,537	33.3%
5	Baccarat	0	0	0	0.0%
6	Minibaccarat	6	285,261	5,204,554	5.5%
7	Other Games - (Page 2)	30	2,165,627	9,414,955	23.0%
8	Subtotal - Table and Other Games	109	8,093,840	\$ 48,908,875	16.5%
9	Poker	40	553,774		
10	Total - Table and Other Games	149	\$ 8,647,614		


Slot Machines:					
11	\$.01 and .02 Slot Machines	360	\$ 3,817,934	\$ 43,393,468	8.8%
12	\$.05 Slot Machines	456	4,956,996	45,483,254	10.9%
13	\$.25 Slot Machines	665	6,392,252	56,580,675	11.3%
14	\$.50 Slot Machines	24	109,744	1,513,540	7.3%
15	\$ 1.00 Slot Machines	306	4,063,986	40,281,794	10.1%
16	\$ 5.00 Slot Machines	71	561,719	13,526,727	4.2%
17	\$ 25.00 Slot Machines	16	191,536	5,172,825	3.7%
18	\$100.00 Slot Machines	10	150,118	1,765,900	8.5%
19	Multi-denominational Slot Machines	1,218	11,866,901	161,255,847	7.4%
20	Other Slot Machines	26	122,637	3,974,342	3.1%
21	Total - Slot Machines	3,152	\$ 32,233,823	\$ 372,948,372	8.6%
22	Total Casino Win		\$ 40,881,437		

TAX ON GROSS REVENUE

23	Year-to-Date Table and Other Games Win	\$ 48,149,565	
24	Year-to-Date Slot Machine Win	184,323,298	
25	Year-to-Date Total Casino Win	\$ 232,472,863	
26	Adjustments	\$ 54	
27	Year-To-Date Gross Revenue	\$ 232,472,917	
28	Deduction for Eligible Promotional Gaming Credits	\$ 7,250,795	
29	Year-To-Date Taxable Gross Revenue	\$ 225,222,122	
30	Gross Revenue Tax (8% of line 29).....	\$ 18,017,770	
31	Less - Total Tax Paid in Prior Months.....	15,004,125	
32	Total Tax Required for this Month (line 30 less line 31).....	\$ 3,013,645	
33	Total Progressive Payout Liability - End of Month.....	\$ 817,398	
34	Authorized Casino Square Footage - End of Month.....	173,224	
35	Authorized Simulcasting Square Footage - End of Month.....	569	
36	Simulcasting Revenue for the Month.....	\$ 46,583	
37	Simulcasting Handle for the Month.....	\$ 573,441	
38	Promotional Gaming Credits Wagered for the Month.....	\$ 2,401,881	

Under penalties of perjury, I declare that I have examined this report, and to the best of my knowledge and belief, it is true and complete.

August 17, 2009
DATE


Joseph Lodise

Operations Controller (008900-11)
TITLE (LICENSE NUMBER)

HARRAH'S RESORT
MONTHLY GROSS REVENUE TAX RETURN
SCHEDULE OF OTHER GAMES
FOR THE MONTH OF JUNE, 2009

Line (a)	Type of Game (b)	Authorized Units (c)	Win or (Loss) (d)	Drop (e)	Win or (Loss) Percentage (f)
1	Red Dog				
2	Sic Bo				
3	Pai Gow Poker	3	135,249	581,466	23.3%
4	Pai Gow	1	27,859	293,916	9.5%
5	Pokette				
6	Double Down Stud Poker				
7	Keno	4	12,216	146,941	8.3%
8	Caribbean Stud Poker	1	87,810	290,279	30.3%
9	Let it Ride Poker	4	374,541	1,610,985	23.2%
10	Super 7 1/2				
11	Mini-Craps				
12	Three Card Poker	10	935,951	3,758,417	24.9%
13	Caribbean Draw Poker				
14	Mini-Dice				
15	Fast Action Hold 'Em				
16	Casino War				
17	Countdown				
18	Spanish 21	1	78,466	434,541	18.1%
19	Colorado Hold'Em Poker				
20	Multi-Bacc				
21	Wild Aruba Stud Poker				
22	Monopoly Poker				
23	Table Slots				
24	Rainbow Dice				
25	Triple Shot				
26	Blackjack Switch				
27	Let's Get Wild Poker				
28	Boston 5 Stud Poker				
29	Double Cross Poker				
30	Double Attack Blackjack	1	50,671	157,803	32.1%
31	Shao Pai Gow				
32	6 to 5 Blackjack				
33	Four Card Poker	2	109,475	583,244	18.8%
34	Suspense 21				
35	Two Card Royal				
36	Player's Choice Poker				
37	Superfun 21				
38	Hawaii Hi-Lo				
39	Texas Hold 'Em Bonus Poker	1	145,696	462,607	31.5%
40	House Way Pai Gow Poker				
41	Flop Poker	2	207,693	1,094,756	19.0%
42	Two Card Joker Poker				
43	Ultimate Texas Hold 'Em				
44	Asia Poker				
45	Winner's Pot Poker				
46	1 Bet Threat Texas Hold 'Em				
47	Mississippi Stud				
	Total -(Must agree with line 7 on Pg 1)	30	\$ 2,165,627	\$ 9,414,955	23.0%

RESORTS ATLANTIC CITY

MONTHLY GROSS REVENUE TAX RETURN

FOR THE MONTH OF JUNE, 2009

CASINO WIN - CURRENT MONTH

Line (a)	Type of Game (b)	Authorized Units (c)	Win or (Loss) (d)	Drop/Handle (e)	Win or (Loss) Percentage (f)
Table and Other Games:					
1	Blackjack	37	\$ 1,551,047	\$ 11,071,201	14.0%
2	Craps	5	258,279	2,271,863	11.4%
3	Roulette	10	225,544	1,754,171	12.9%
4	Big Six	1	9,512	21,772	43.7%
5	Baccarat	1	(41,736)	160,426	-26.0%
6	Minibaccarat	15	1,192,281	10,337,976	11.5%
7	Other Games - (Page 2)	16	652,536	3,046,184	21.4%
8	Subtotal - Table and Other Games	85	3,847,463	\$ 28,663,593	13.4%
9	Poker	2	6,350		
10	Total - Table and Other Games	87	\$ 3,853,813		

Slot Machines:					
11	\$.01 and .02 Slot Machines	613	\$ 3,976,005	\$ 33,454,206	11.9%
12	\$.05 Slot Machines	183	706,545	6,465,930	10.9%
13	\$.25 Slot Machines	461	2,085,375	23,136,093	9.0%
14	\$.50 Slot Machines	52	180,973	2,676,696	6.8%
15	\$ 1.00 Slot Machines	194	795,639	14,094,133	5.6%
16	\$ 5.00 Slot Machines	51	417,644	5,683,345	7.3%
17	\$ 25.00 Slot Machines	10	128,332	2,667,550	4.8%
18	\$100.00 Slot Machines	10	38,970	1,578,000	2.5%
19	Multi-denominational Slot Machines	763	3,752,556	50,437,191	7.4%
20	Other Slot Machines	20	79,402	1,856,928	4.3%
21	Total - Slot Machines	2,357	\$ 12,161,441	\$ 142,050,072	8.6%
22	Total Casino Win		\$ 16,015,254		

TAX ON GROSS REVENUE

23	Year-to-Date Table and Other Games Win	\$ 22,775,098
24	Year-to-Date Slot Machine Win	71,982,471
25	Year-to-Date Total Casino Win	\$ 94,757,569
26	Adjustments	\$ (132,060)
27	Year-To-Date Gross Revenue	\$ 94,625,509
28	Deduction for Eligible Promotional Gaming Credits	\$ 3,551,643
29	Year-To-Date Taxable Gross Revenue	\$ 91,073,866
30	Gross Revenue Tax (8% of line 29).....	\$ 7,285,909
31	Less - Total Tax Paid in Prior Months.....	6,130,518
32	Total Tax Required for this Month (line 30 less line 31).....	\$ 1,155,391
33	Total Progressive Payout Liability - End of Month.....	\$ 286,909
34	Authorized Casino Square Footage - End of Month.....	99,029
35	Authorized Simulcasting Square Footage - End of Month.....	
36	Simulcasting Revenue for the Month.....	
37	Simulcasting Handle for the Month.....	
38	Promotional Gaming Credits Wagered for the Month.....	\$ 2,998,653

Under penalties of perjury, I declare that I have examined this report, and to the best of my knowledge and belief, it is true and complete.

August 17, 2009
DATE


Walter P. Simon

Dir. Operational Accting 3930-11
TITLE (LICENSE NUMBER)

RESORTS ATLANTIC CITY
MONTHLY GROSS REVENUE TAX RETURN
SCHEDULE OF OTHER GAMES
FOR THE MONTH OF JUNE, 2009

Line (a)	Type of Game (b)	Authorized Units (c)	Win or (Loss) (d)	Drop (e)	Win or (Loss) Percentage (f)
1	Red Dog				
2	Sic Bo				
3	Pai Gow Poker	1	47,735	242,914	19.7%
4	Pai Gow	2	105,462	553,917	19.0%
5	Pokette				
6	Double Down Stud Poker				
7	Keno				
8	Caribbean Stud Poker				
9	Let it Ride Poker	2	75,063	435,606	17.2%
10	Super 7 1/2				
11	Mini-Craps				
12	Three Card Poker	5	308,546	1,119,022	27.6%
13	Caribbean Draw Poker				
14	Mini-Dice				
15	Fast Action Hold 'Em				
16	Casino War				
17	Countdown				
18	Spanish 21	3	117,605	591,757	19.9%
19	Colorado Hold'Em Poker				
20	Multi-Bacc				
21	Wild Aruba Stud Poker				
22	Monopoly Poker				
23	Table Slots				
24	Rainbow Dice				
25	Triple Shot				
26	Blackjack Switch				
27	Let's Get Wild Poker				
28	Boston 5 Stud Poker				
29	Double Cross Poker				
30	Double Attack Blackjack				
31	Shao Pai Gow				
32	6 to 5 Blackjack				
33	Four Card Poker	0	(1,109)	12,945	-8.6%
34	Suspense 21				
35	Two Card Royal				
36	Player's Choice Poker				
37	Superfun 21				
38	Hawaii Hi-Lo				
39	Texas Hold 'Em Bonus Poker	1	(796)	57,621	-1.4%
40	House Way Pai Gow Poker				
41	Flop Poker	1	688	7,571	9.1%
42	Two Card Joker Poker				
43	Ultimate Texas Hold 'Em				
44	Asia Poker	1	(658)	24,831	-2.6%
45	Winner's Pot Poker				
46	1 Bet Threat Texas Hold 'Em				
47	Mississippi Stud				
	Total -(Must agree with line 7 on Pg 1)	16	\$ 652,536	\$ 3,046,184	21.4%

SHOWBOAT

MONTHLY GROSS REVENUE TAX RETURN

FOR THE MONTH OF JUNE, 2009

CASINO WIN - CURRENT MONTH

Line (a)	Type of Game (b)	Authorized Units (c)	Win or (Loss) (d)	Drop/Handle (e)	Win or (Loss) Percentage (f)
Table and Other Games:					
1	Blackjack	46	\$ 1,243,582	\$ 9,559,758	13.0%
2	Craps	5	826,281	3,443,342	24.0%
3	Roulette	9	491,180	2,426,520	20.2%
4	Big Six	1	32,124	66,489	48.3%
5	Baccarat				0.0%
6	Minibaccarat	8	848,111	7,905,472	10.7%
7	Other Games - (Page 2)	22	1,103,305	6,200,304	17.8%
8	Subtotal - Table and Other Games	91	4,544,583	\$ 29,601,885	15.4%
9	Poker	28	464,935		
10	Total - Table and Other Games	119	\$ 5,009,518		

Slot Machines:					
11	\$.01 and .02 Slot Machines	500	\$ 3,957,611	\$ 35,388,905	11.2%
12	\$.05 Slot Machines	141	2,877,118	20,017,485	14.4%
13	\$.25 Slot Machines	404	2,871,901	32,767,383	8.8%
14	\$.50 Slot Machines	3	18,287	250,968	7.3%
15	\$ 1.00 Slot Machines	175	1,310,903	20,761,996	6.3%
16	\$ 5.00 Slot Machines	35	421,759	6,015,155	7.0%
17	\$ 25.00 Slot Machines	3	6,212	587,050	1.1%
18	\$100.00 Slot Machines	3	(706)	474,100	-0.1%
19	Multi-denominational Slot Machines	1,672	11,457,413	106,644,421	10.7%
20	Other Slot Machines	5	(41,030)	522,150	-7.9%
21	Total - Slot Machines	2,941	\$ 22,879,468	\$ 223,429,613	10.2%
22	Total Casino Win		\$ 27,888,986		

TAX ON GROSS REVENUE

23	Year-to-Date Table and Other Games Win	\$ 28,551,072
24	Year-to-Date Slot Machine Win	125,459,669
25	Year-to-Date Total Casino Win	\$ 154,010,741
26	Adjustments	\$ 719
27	Year-To-Date Gross Revenue	\$ 154,011,460
28	Deduction for Eligible Promotional Gaming Credits	\$ 5,314,112
29	Year-To-Date Taxable Gross Revenue	\$ 148,697,348
30	Gross Revenue Tax (8% of line 29).....	\$ 11,895,788
31	Less - Total Tax Paid in Prior Months.....	9,852,908
32	Total Tax Required for this Month (line 30 less line 31).....	\$ 2,042,880
33	Total Progressive Payout Liability - End of Month.....	\$ 1,665,323
34	Authorized Casino Square Footage - End of Month.....	123,378
35	Authorized Simulcasting Square Footage - End of Month.....	17,086
36	Simulcasting Revenue for the Month.....	\$ 36,460
37	Simulcasting Handle for the Month.....	\$ 443,772
38	Promotional Gaming Credits Wagered for the Month.....	\$ 3,973,663

Under penalties of perjury, I declare that I have examined this report, and to the best of my knowledge and belief, it is true and complete.

July 9, 2009
DATE


Gail Myers

Operations Controller 3470-11
TITLE (LICENSE NUMBER)

SHOWBOAT
MONTHLY GROSS REVENUE TAX RETURN
SCHEDULE OF OTHER GAMES
FOR THE MONTH OF JUNE, 2009

Line (a)	Type of Game (b)	Authorized Units (c)	Win or (Loss) (d)	Drop (e)	Win or (Loss) Percentage (f)
1	Red Dog				
2	Sic Bo				
3	Pai Gow Poker	3	142,299	850,447	16.7%
4	Pai Gow	2	(18,955)	817,517	-2.3%
5	Pokette				
6	Double Down Stud Poker				
7	Keno				
8	Caribbean Stud Poker	1	37,347	136,806	27.3%
9	Let it Ride Poker	3	164,448	795,779	20.7%
10	Super 7 1/2				
11	Mini-Craps				
12	Three Card Poker	7	401,516	1,767,109	22.7%
13	Caribbean Draw Poker				
14	Mini-Dice				
15	Fast Action Hold 'Em				
16	Casino War				
17	Countdown				
18	Spanish 21	1	64,895	327,491	19.8%
19	Colorado Hold'Em Poker				
20	Multi-Bacc				
21	Wild Aruba Stud Poker				
22	Monopoly Poker				
23	Table Slots				
24	Rainbow Dice				
25	Triple Shot				
26	Blackjack Switch				
27	Let's Get Wild Poker				
28	Boston 5 Stud Poker				
29	Double Cross Poker				
30	Double Attack Blackjack	1	107,699	421,467	25.6%
31	Shao Pai Gow				
32	6 to 5 Blackjack				
33	Four Card Poker	1	71,582	340,173	21.0%
34	Suspense 21				
35	Two Card Royal				
36	Player's Choice Poker				
37	Superfun 21				
38	Hawaii Hi-Lo				
39	Texas Hold 'Em Bonus Poker	1	53,597	270,243	19.8%
40	House Way Pai Gow Poker				
41	Flop Poker	2	78,877	473,272	16.7%
42	Two Card Joker Poker				
43	Ultimate Texas Hold 'Em				
44	Asia Poker				
45	Winner's Pot Poker				
46	1 Bet Threat Texas Hold 'Em				
47	Mississippi Stud				
	Total -(Must agree with line 7 on Pg 1)	22	\$ 1,103,305	\$ 6,200,304	17.8%

TROPICANA CASINO & RESORT

MONTHLY GROSS REVENUE TAX RETURN

FOR THE MONTH OF JUNE, 2009

CASINO WIN - CURRENT MONTH

Line (a)	Type of Game (b)	Authorized Units (c)	Win or (Loss) (d)	Drop/Handle (e)	Win or (Loss) Percentage (f)
Table and Other Games:					
1	Blackjack	64	\$ 1,958,326	\$ 16,976,179	11.5%
2	Craps	8	1,209,303	5,532,312	21.9%
3	Roulette	17	1,220,850	6,120,327	19.9%
4	Big Six	2	141,402	332,641	42.5%
5	Baccarat	1	15,185	291,444	5.2%
6	Minibaccarat	11	407,885	9,144,235	4.5%
7	Other Games - (Page 2)	33	2,046,849	8,869,576	23.1%
8	Subtotal - Table and Other Games	136	6,999,800	\$ 47,266,714	14.8%
9	Poker	35	585,509		
10	Total - Table and Other Games	171	\$ 7,585,309		

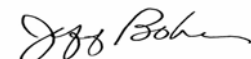
Slot Machines:					
11	\$.01 and .02 Slot Machines	780	\$ 5,481,531	\$ 46,796,926	11.7%
12	\$.05 Slot Machines	313	1,456,570	16,132,335	9.0%
13	\$.25 Slot Machines	350	2,238,233	26,684,059	8.4%
14	\$.50 Slot Machines	38	179,392	2,534,893	7.1%
15	\$ 1.00 Slot Machines	249	1,514,248	20,380,040	7.4%
16	\$ 5.00 Slot Machines	55	343,476	5,006,790	6.9%
17	\$ 25.00 Slot Machines	15	183,633	1,009,650	18.2%
18	\$100.00 Slot Machines	12	256,699	1,370,800	18.7%
19	Multi-denominational Slot Machines	1,365	6,008,867	77,522,934	7.8%
20	Other Slot Machines	47	201,281	3,665,758	5.5%
21	Total - Slot Machines	3,224	\$ 17,863,930	\$ 201,104,185	8.9%
22	Total Casino Win		\$ 25,449,239		

TAX ON GROSS REVENUE

23	Year-to-Date Table and Other Games Win	\$ 45,315,957
24	Year-to-Date Slot Machine Win	107,865,162
25	Year-to-Date Total Casino Win	\$ 153,181,119
26	Adjustments	
27	Year-To-Date Gross Revenue	\$ 153,181,119
28	Deduction for Eligible Promotional Gaming Credits	\$ 5,253,842
29	Year-To-Date Taxable Gross Revenue	\$ 147,927,277
30	Gross Revenue Tax (8% of line 29).....	\$ 11,834,182
31	Less - Total Tax Paid in Prior Months.....	9,984,368
32	Total Tax Required for this Month (line 30 less line 31).....	\$ 1,849,814
33	Total Progressive Payout Liability - End of Month.....	\$ 1,083,010
34	Authorized Casino Square Footage - End of Month.....	135,795
35	Authorized Simulcasting Square Footage - End of Month.....	6,954
36	Simulcasting Revenue for the Month.....	\$ 50,355
37	Simulcasting Handle for the Month.....	\$ 587,058
38	Promotional Gaming Credits Wagered for the Month.....	\$ 2,270,941

Under penalties of perjury, I declare that I have examined this report, and to the best of my knowledge and belief, it is true and complete.

August 17, 2009
DATE


Jeff Bohrer

Casino Controller, 7488-11

**TROPICANA CASINO & RESORT
MONTHLY GROSS REVENUE TAX RETURN
SCHEDULE OF OTHER GAMES**

FOR THE MONTH OF JUNE, 2009

Line (a)	Type of Game (b)	Authorized Units (c)	Win or (Loss) (d)	Drop (e)	Win or (Loss) Percentage (f)
1	Red Dog				
2	Sic Bo				
3	Pai Gow Poker	4	187,336	803,304	23.3%
4	Pai Gow	3	208,201	974,697	21.4%
5	Pokette				
6	Double Down Stud Poker				
7	Keno				
8	Caribbean Stud Poker	1	44,395	261,753	17.0%
9	Let it Ride Poker	3	123,700	744,598	16.6%
10	Super 7 1/2				
11	Mini-Craps				
12	Three Card Poker	11	651,296	2,846,585	22.9%
13	Caribbean Draw Poker				
14	Mini-Dice				
15	Fast Action Hold 'Em				
16	Casino War				
17	Countdown				
18	Spanish 21	5	321,915	1,251,179	25.7%
19	Colorado Hold'Em Poker				
20	Multi-Bacc				
21	Wild Aruba Stud Poker				
22	Monopoly Poker				
23	Table Slots				
24	Rainbow Dice				
25	Triple Shot				
26	Blackjack Switch				
27	Let's Get Wild Poker				
28	Boston 5 Stud Poker				
29	Double Cross Poker				
30	Double Attack Blackjack	1	143,393	509,816	28.1%
31	Shao Pai Gow				
32	6 to 5 Blackjack				
33	Four Card Poker	2	147,660	641,673	23.0%
34	Suspense 21				
35	Two Card Royal				
36	Player's Choice Poker				
37	Superfun 21				
38	Hawaii Hi-Lo				
39	Texas Hold 'Em Bonus Poker	3	218,953	835,971	26.2%
40	House Way Pai Gow Poker				
41	Flop Poker				
42	Two Card Joker Poker				
43	Ultimate Texas Hold 'Em				
44	Asia Poker				
45	Winner's Pot Poker				
46	1 Bet Threat Texas Hold 'Em				
47	Mississippi Stud				
	Total -(Must agree with line 7 on Pg 1)	33	\$ 2,046,849	\$ 8,869,576	23.1%

TRUMP MARINA

MONTHLY GROSS REVENUE TAX RETURN

FOR THE MONTH OF JUNE, 2009

CASINO WIN - CURRENT MONTH

Line (a)	Type of Game (b)	Authorized Units (c)	Win or (Loss) (d)	Drop/Handle (e)	Win or (Loss) Percentage (f)
Table and Other Games:					
1	Blackjack	34	\$ 487,769	\$ 6,381,657	7.6%
2	Craps	6	522,737	3,222,875	16.2%
3	Roulette	6	290,637	1,259,973	23.1%
4	Big Six	0	0	0	0.0%
5	Baccarat	1	0	0	0.0%
6	Minibaccarat	6	382,150	3,844,759	9.9%
7	Other Games - (Page 2)	19	890,146	3,708,103	24.0%
8	Subtotal - Table and Other Games	72	2,573,439	\$ 18,417,367	14.0%
9	Poker				
10	Total - Table and Other Games	72	\$ 2,573,439		


Slot Machines:					
11	\$.01 and .02 Slot Machines	558	\$ 3,847,081	\$ 36,029,108	10.7%
12	\$.05 Slot Machines	272	1,344,010	15,033,546	8.9%
13	\$.25 Slot Machines	411	1,641,100	20,110,501	8.2%
14	\$.50 Slot Machines	50	245,240	2,871,991	8.5%
15	\$ 1.00 Slot Machines	231	1,249,279	18,752,358	6.7%
16	\$ 5.00 Slot Machines	48	204,703	4,456,425	4.6%
17	\$ 25.00 Slot Machines	10	71,854	659,250	10.9%
18	\$100.00 Slot Machines	5	43,877	452,600	9.7%
19	Multi-denominational Slot Machines	220	1,532,331	16,866,610	9.1%
20	Other Slot Machines	20	82,367	1,941,860	4.2%
21	Total - Slot Machines	1,825	\$ 10,261,842	\$ 117,174,249	8.8%
22	Total Casino Win		\$ 12,835,281		

TAX ON GROSS REVENUE

23	Year-to-Date Table and Other Games Win	\$ 18,979,299
24	Year-to-Date Slot Machine Win	63,800,534
25	Year-to-Date Total Casino Win	\$ 82,779,833
26	Adjustments	\$ 8,475
27	Year-To-Date Gross Revenue	\$ 82,788,308
28	Deduction for Eligible Promotional Gaming Credits	\$ 3,089,649
29	Year-To-Date Taxable Gross Revenue	\$ 79,698,659
30	Gross Revenue Tax (8% of line 29).....	\$ 6,375,893
31	Less - Total Tax Paid in Prior Months.....	5,458,526
32	Total Tax Required for this Month (line 30 less line 31).....	\$ 917,367
33	Total Progressive Payout Liability - End of Month.....	\$ 433,869
34	Authorized Casino Square Footage - End of Month.....	78,535
35	Authorized Simulcasting Square Footage - End of Month.....	
36	Simulcasting Revenue for the Month.....	
37	Simulcasting Handle for the Month.....	
38	Promotional Gaming Credits Wagered for the Month.....	\$ 1,296,524

Under penalties of perjury, I declare that I have examined this report, and to the best of my knowledge and belief, it is true and complete.

August 17, 2009
DATE


Robert Allen

Director of Casino Finance 6793-11
TITLE (LICENSE NUMBER)

TRUMP MARINA
MONTHLY GROSS REVENUE TAX RETURN
SCHEDULE OF OTHER GAMES
FOR THE MONTH OF JUNE, 2009

Line (a)	Type of Game (b)	Authorized Units (c)	Win or (Loss) (d)	Drop (e)	Win or (Loss) Percentage (f)
1	Red Dog				
2	Sic Bo				
3	Pai Gow Poker	2	61,664	283,950	21.7%
4	Pai Gow	2	16,805	154,794	10.9%
5	Pokette				
6	Double Down Stud Poker				
7	Keno				
8	Caribbean Stud Poker	1	36,419	160,957	22.6%
9	Let it Ride Poker	2	177,987	692,095	25.7%
10	Super 7 1/2				
11	Mini-Craps				
12	Three Card Poker	5	252,608	1,056,596	23.9%
13	Caribbean Draw Poker				
14	Mini-Dice				
15	Fast Action Hold 'Em				
16	Casino War				
17	Countdown				
18	Spanish 21	3	92,762	381,897	24.3%
19	Colorado Hold'Em Poker				
20	Multi-Bacc				
21	Wild Aruba Stud Poker				
22	Monopoly Poker				
23	Table Slots				
24	Rainbow Dice				
25	Triple Shot				
26	Blackjack Switch				
27	Let's Get Wild Poker				
28	Boston 5 Stud Poker				
29	Double Cross Poker				
30	Double Attack Blackjack				
31	Shao Pai Gow				
32	6 to 5 Blackjack				
33	Four Card Poker	1	82,486	325,846	25.3%
34	Suspense 21				
35	Two Card Royal				
36	Player's Choice Poker				
37	Superfun 21				
38	Hawaii Hi-Lo				
39	Texas Hold 'Em Bonus Poker	1	22,325	90,992	24.5%
40	House Way Pai Gow Poker				
41	Flop Poker				
42	Two Card Joker Poker				
43	Ultimate Texas Hold 'Em	1	88,141	298,202	29.6%
44	Asia Poker				
45	Winner's Pot Poker				
46	1 Bet Threat Texas Hold 'Em				
47	Mississippi Stud	1	58,949	262,774	22.4%
	Total -(Must agree with line 7 on Pg 1)	19	\$ 890,146	\$ 3,708,103	24.0%

TRUMP PLAZA

MONTHLY GROSS REVENUE TAX RETURN

FOR THE MONTH OF JUNE, 2009

CASINO WIN - CURRENT MONTH

Line (a)	Type of Game (b)	Authorized Units (c)	Win or (Loss) (d)	Drop/Handle (e)	Win or (Loss) Percentage (f)
Table and Other Games:					
1	Blackjack	36	\$ 1,782,946	\$ 14,907,383	12.0%
2	Craps	5	652,751	4,257,885	15.3%
3	Roulette	9	652,490	2,952,878	22.1%
4	Big Six	0	0	0	0.0%
5	Baccarat	0	0	0	0.0%
6	Minibaccarat	10	1,272,639	9,712,254	13.1%
7	Other Games - (Page 2)	21	1,219,255	6,015,978	20.3%
8	Subtotal - Table and Other Games	81	5,580,081	\$ 37,846,378	14.7%
9	Poker				
10	Total - Table and Other Games	81	\$ 5,580,081		

Slot Machines:					
11	\$.01 and .02 Slot Machines	554	\$ 4,173,521	\$ 37,179,253	11.2%
12	\$.05 Slot Machines	206	1,146,223	10,380,250	11.0%
13	\$.25 Slot Machines	546	2,637,397	32,883,784	8.0%
14	\$.50 Slot Machines	91	356,259	7,734,124	4.6%
15	\$ 1.00 Slot Machines	226	1,290,415	16,980,387	7.6%
16	\$ 5.00 Slot Machines	55	568,016	7,951,565	7.1%
17	\$ 25.00 Slot Machines	13	(83,025)	2,178,325	-3.8%
18	\$100.00 Slot Machines	6	91,700	917,600	10.0%
19	Multi-denominational Slot Machines	143	1,297,286	14,920,768	8.7%
20	Other Slot Machines	63	561,088	6,600,893	8.5%
21	Total - Slot Machines	1,903	\$ 12,038,880	\$ 137,726,949	8.7%
22	Total Casino Win		\$ 17,618,961		

TAX ON GROSS REVENUE

23	Year-to-Date Table and Other Games Win	\$ 30,900,773
24	Year-to-Date Slot Machine Win	72,693,248
25	Year-to-Date Total Casino Win	\$ 103,594,021
26	Adjustments	\$ 5,856
27	Year-To-Date Gross Revenue	\$ 103,599,877
28	Deduction for Eligible Promotional Gaming Credits	\$ 3,732,759
29	Year-To-Date Taxable Gross Revenue	\$ 99,867,118
30	Gross Revenue Tax (8% of line 29).....	\$ 7,989,369
31	Less - Total Tax Paid in Prior Months.....	6,712,033
32	Total Tax Required for this Month (line 30 less line 31).....	\$ 1,277,336
33	Total Progressive Payout Liability - End of Month.....	\$ 529,269
34	Authorized Casino Square Footage - End of Month.....	86,923
35	Authorized Simulcasting Square Footage - End of Month.....	
36	Simulcasting Revenue for the Month.....	
37	Simulcasting Handle for the Month.....	
38	Promotional Gaming Credits Wagered for the Month.....	\$ 602,818

Under penalties of perjury, I declare that I have examined this report, and to the best of my knowledge and belief, it is true and complete.

July 7, 2009

DATE



Ron Alcorn

Casino Controller (1623-11)

TRUMP PLAZA
MONTHLY GROSS REVENUE TAX RETURN
SCHEDULE OF OTHER GAMES
FOR THE MONTH OF JUNE, 2009

Line (a)	Type of Game (b)	Authorized Units (c)	Win or (Loss) (d)	Drop (e)	Win or (Loss) Percentage (f)
1	Red Dog				
2	Sic Bo				
3	Pai Gow Poker	2	110,937	688,161	16.1%
4	Pai Gow	2	104,328	892,535	11.7%
5	Pokette				
6	Double Down Stud Poker				
7	Keno				
8	Caribbean Stud Poker				
9	Let it Ride Poker	2	142,990	533,434	26.8%
10	Super 7 1/2				
11	Mini-Craps				
12	Three Card Poker	8	418,343	1,904,060	22.0%
13	Caribbean Draw Poker				
14	Mini-Dice				
15	Fast Action Hold 'Em				
16	Casino War				
17	Countdown				
18	Spanish 21	3	199,269	1,164,619	17.1%
19	Colorado Hold'Em Poker				
20	Multi-Bacc				
21	Wild Aruba Stud Poker				
22	Monopoly Poker				
23	Table Slots				
24	Rainbow Dice				
25	Triple Shot				
26	Blackjack Switch				
27	Let's Get Wild Poker				
28	Boston 5 Stud Poker				
29	Double Cross Poker				
30	Double Attack Blackjack				
31	Shao Pai Gow				
32	6 to 5 Blackjack				
33	Four Card Poker	2	149,487	446,882	33.5%
34	Suspense 21				
35	Two Card Royal				
36	Player's Choice Poker				
37	Superfun 21				
38	Hawaii Hi-Lo				
39	Texas Hold 'Em Bonus Poker	2	78,553	348,864	22.5%
40	House Way Pai Gow Poker				
41	Flop Poker				
42	Two Card Joker Poker				
43	Ultimate Texas Hold 'Em				
44	Asia Poker	0	15,348	37,423	41.0%
45	Winner's Pot Poker				
46	1 Bet Threat Texas Hold 'Em				
47	Mississippi Stud				
	Total -(Must agree with line 7 on Pg 1)	21	\$ 1,219,255	\$ 6,015,978	20.3%

TRUMP TAJ MAHAL CASINO RESORT

MONTHLY GROSS REVENUE TAX RETURN

FOR THE MONTH OF JUNE, 2009

CASINO WIN - CURRENT MONTH

Line (a)	Type of Game (b)	Authorized Units (c)	Win or (Loss) (d)	Drop/Handle (e)	Win or (Loss) Percentage (f)
Table and Other Games:					
1	Blackjack	59	\$ 6,413,664	\$ 35,597,420	18.0%
2	Craps	12	(1,359,517)	18,040,821	-7.5%
3	Roulette	14	1,327,885	6,124,710	21.7%
4	Big Six	1	39,384	99,664	39.5%
5	Baccarat	1	(11,375)	303,485	-3.7%
6	Minibaccarat	10	637,697	10,378,292	6.1%
7	Other Games - (Page 2)	34	2,671,372	11,471,175	23.3%
8	Subtotal - Table and Other Games	131	9,719,110	\$ 82,015,567	11.9%
9	Poker	70	1,449,425		
10	Total - Table and Other Games	201	\$ 11,168,535		
Slot Machines:					
11	\$.01 and .02 Slot Machines	993	\$ 7,732,519	\$ 66,155,026	11.7%
12	\$.05 Slot Machines	248	1,997,387	22,609,353	8.8%
13	\$.25 Slot Machines	713	3,880,721	48,219,853	8.0%
14	\$.50 Slot Machines	53	256,541	2,416,591	10.6%
15	\$ 1.00 Slot Machines	378	3,050,995	47,104,610	6.5%
16	\$ 5.00 Slot Machines	81	762,050	13,083,485	5.8%
17	\$ 25.00 Slot Machines	15	130,524	3,643,325	3.6%
18	\$100.00 Slot Machines	23	342,292	2,389,700	14.3%
19	Multi-denominational Slot Machines	455	3,257,888	45,208,664	7.2%
20	Other Slot Machines	34	311,926	4,158,604	7.5%
21	Total - Slot Machines	2,993	\$ 21,722,843	\$ 254,989,211	8.5%
22	Total Casino Win		\$ 32,891,378		


TAX ON GROSS REVENUE

23	Year-to-Date Table and Other Games Win	\$ 85,245,451
24	Year-to-Date Slot Machine Win	136,714,082
25	Year-to-Date Total Casino Win	\$ 221,959,533
26	Adjustments	\$ 5,340
27	Year-To-Date Gross Revenue	\$ 221,964,873
28	Deduction for Eligible Promotional Gaming Credits	\$ 6,808,874
29	Year-To-Date Taxable Gross Revenue	\$ 215,155,999
30	Gross Revenue Tax (8% of line 29).....	\$ 17,212,480
31	Less - Total Tax Paid in Prior Months.....	14,822,312
32	Total Tax Required for this Month (line 30 less line 31).....	\$ 2,390,168
33	Total Progressive Payout Liability - End of Month.....	\$ 1,120,849
34	Authorized Casino Square Footage - End of Month.....	149,445
35	Authorized Simulcasting Square Footage - End of Month.....	12,483
36	Simulcasting Revenue for the Month.....	\$ 56,949
37	Simulcasting Handle for the Month.....	\$ 684,276
38	Promotional Gaming Credits Wagered for the Month.....	\$ 1,127,853

Under penalties of perjury, I declare that I have examined this report, and to the best of my knowledge and belief, it is true and complete.

August 17, 2009

DATE



Ford Palmer

Casino Controller 4086-11

TRUMP TAJ MAHAL CASINO RESORT
MONTHLY GROSS REVENUE TAX RETURN
SCHEDULE OF OTHER GAMES
FOR THE MONTH OF JUNE, 2009

Line (a)	Type of Game (b)	Authorized Units (c)	Win or (Loss) (d)	Drop (e)	Win or (Loss) Percentage (f)
1	Red Dog				
2	Sic Bo	1	28,342	75,387	37.6%
3	Pai Gow Poker	5	300,820	1,393,735	21.6%
4	Pai Gow	3	227,504	1,148,590	19.8%
5	Pokette				
6	Double Down Stud Poker				
7	Keno	2	14,483	58,261	24.9%
8	Caribbean Stud Poker	2	93,566	385,752	24.3%
9	Let it Ride Poker	3	217,423	927,947	23.4%
10	Super 7 1/2				
11	Mini-Craps				
12	Three Card Poker	8	806,698	3,202,809	25.2%
13	Caribbean Draw Poker				
14	Mini-Dice				
15	Fast Action Hold 'Em				
16	Casino War				
17	Countdown				
18	Spanish 21	4	269,528	1,599,262	16.9%
19	Colorado Hold'Em Poker				
20	Multi-Bacc				
21	Wild Aruba Stud Poker				
22	Monopoly Poker				
23	Table Slots				
24	Rainbow Dice				
25	Triple Shot				
26	Blackjack Switch				
27	Let's Get Wild Poker				
28	Boston 5 Stud Poker				
29	Double Cross Poker				
30	Double Attack Blackjack	1	135,763	490,595	27.7%
31	Shao Pai Gow				
32	6 to 5 Blackjack				
33	Four Card Poker	2	278,985	1,120,898	24.9%
34	Suspense 21				
35	Two Card Royal				
36	Player's Choice Poker				
37	Superfun 21				
38	Hawaii Hi-Lo				
39	Texas Hold 'Em Bonus Poker	2	223,541	788,587	28.3%
40	House Way Pai Gow Poker				
41	Flop Poker				
42	Two Card Joker Poker				
43	Ultimate Texas Hold 'Em				
44	Asia Poker	1	74,719	279,352	26.7%
45	Winner's Pot Poker				
46	1 Bet Threat Texas Hold 'Em				
47	Mississippi Stud				
	Total -(Must agree with line 7 on Pg 1)	34	\$ 2,671,372	\$ 11,471,175	23.3%