

# ATLANTIC CITY HILTON (RIH ACQUISITIONS N.J., LLC)

## MONTHLY GROSS REVENUE TAX RETURN

FOR THE MONTH OF NOVEMBER, 2009

### CASINO WIN - CURRENT MONTH

Line (a)	Type of Game (b)	Authorized Units (c)	Win or (Loss) (d)	Drop/Handle (e)	Win or (Loss) Percentage (f)
<b>Table and Other Games:</b>					
1	Blackjack	41	\$ 690,284	\$ 9,172,310	7.5%
2	Craps	6	150,397	2,173,569	6.9%
3	Roulette	7	421,623	1,646,268	25.6%
4	Big Six	1	7,768	19,567	39.7%
5	Baccarat	0	0	0	0.0%
6	Minibaccarat	17	1,367,123	11,775,213	11.6%
7	Other Games - (Page 2)	27	834,757	4,551,661	18.3%
8	Subtotal - Table and Other Games	99	3,471,952	\$ 29,338,588	11.8%
9	Poker	4	19,397		
10	<b>Total - Table and Other Games</b>	<b>103</b>	<b>\$ 3,491,349</b>		
<b>Slot Machines:</b>					
11	\$ .01 and .02 Slot Machines	713	\$ 3,501,133	\$ 28,904,356	12.1%
12	\$ .05 Slot Machines	121	432,731	5,293,449	8.2%
13	\$ .25 Slot Machines	713	1,875,342	23,215,141	8.1%
14	\$ .50 Slot Machines	74	269,856	3,151,106	8.6%
15	\$ 1.00 Slot Machines	260	1,655,222	24,598,522	6.7%
16	\$ 5.00 Slot Machines	69	646,733	11,003,680	5.9%
17	\$ 25.00 Slot Machines	6	138,620	826,250	16.8%
18	\$100.00 Slot Machines	6	204,570	652,600	31.3%
19	Multi-denominational Slot Machines	266	700,903	7,460,987	9.4%
20	Other Slot Machines	28	98,862	6,592,038	1.5%
21	<b>Total - Slot Machines</b>	<b>2,256</b>	<b>\$ 9,523,972</b>	<b>\$ 111,698,129</b>	<b>8.5%</b>
22	<b>Total Casino Win</b>		<b>\$ 13,015,321</b>		

### TAX ON GROSS REVENUE

23	Year-to-Date Table and Other Games Win .....	\$ 49,829,817
24	Year-to-Date Slot Machine Win .....	130,494,812
25	Year-to-Date Total Casino Win .....	<b>\$ 180,324,629</b>
26	Adjustments .....	<b>\$ 11,700</b>
27	Year-To-Date Gross Revenue .....	<b>\$ 180,336,329</b>
28	Deduction for Eligible Promotional Gaming Credits .....	<b>\$ 13,217,452</b>
29	Year-To-Date Taxable Gross Revenue .....	<b>\$ 167,118,877</b>
30	Gross Revenue Tax (8% of line 29).....	\$ 13,369,510
31	Less - Total Tax Paid in Prior Months.....	12,460,162
32	Total Tax Required for this Month (line 30 less line 31).....	\$ 909,348
33	Total Progressive Payout Liability - End of Month.....	\$ 1,230,987
34	Authorized Casino Square Footage - End of Month.....	75,416
35	Authorized Simulcasting Square Footage - End of Month.....	
36	Simulcasting Revenue for the Month.....	
37	Simulcasting Handle for the Month.....	
38	Promotional Gaming Credits Wagered for the Month.....	\$ 1,493,763

Under penalties of perjury, I declare that I have examined this report, and to the best of my knowledge and belief, it is true and complete.

December 17, 2009  
DATE



JOANNE MCKENSIE

CASINO CONTROLLER (1231-11)  
TITLE (LICENSE NUMBER)

**LANTIC CITY HILTON (RIH ACQUISITIONS N.J., LI**  
**MONTHLY GROSS REVENUE TAX RETURN**  
**SCHEDULE OF OTHER GAMES**  
**FOR THE MONTH OF NOVEMBER, 2009**

Line (a)	Type of Game (b)	Authorized Units (c)	Win or (Loss) (d)	Drop (e)	Win or (Loss) Percentage (f)
1	Red Dog				
2	Sic Bo	1	19,716	97,043	20.3%
3	Pai Gow Poker	4	171,043	767,597	22.3%
4	Pai Gow	5	55,503	1,068,993	5.2%
5	Pokette				
6	Double Down Stud Poker				
7	Keno				
8	Caribbean Stud Poker	1	24,747	78,417	31.6%
9	Let it Ride Poker	3	131,014	392,459	33.4%
10	Super 7 1/2				
11	Mini-Craps				
12	Three Card Poker	8	299,022	1,282,239	23.3%
13	Caribbean Draw Poker				
14	Mini-Dice				
15	Fast Action Hold 'Em				
16	Casino War				
17	Countdown				
18	Spanish 21	2	95,532	498,817	19.2%
19	Colorado Hold'Em Poker				
20	Multi-Bacc				
21	Wild Aruba Stud Poker				
22	Monopoly Poker				
23	Table Slots				
24	Rainbow Dice				
25	Triple Shot				
26	Blackjack Switch				
27	Let's Get Wild Poker				
28	Boston 5 Stud Poker				
29	Double Cross Poker				
30	Double Attack Blackjack				
31	Shao Pai Gow				
32	6 to 5 Blackjack				
33	Four Card Poker	1	11,149	211,115	5.3%
34	Suspense 21				
35	Two Card Royal				
36	Player's Choice Poker				
37	Superfun 21				
38	Hawaii Hi-Lo				
39	Texas Hold 'Em Bonus Poker	1	10,875	20,395	53.3%
40	House Way Pai Gow Poker				
41	Flop Poker	1	16,156	134,586	12.0%
42	Two Card Joker Poker				
43	Ultimate Texas Hold 'Em				
44	Asia Poker				
45	Winner's Pot Poker				
46	1 Bet Threat Texas Hold 'Em				
47	Mississippi Stud				
48	Mini-Tex 3 Card Hold'Em				
49	Supreme Pai Gow				
	Total -(Must agree with line 7 on Pg 1)	27	\$ 834,757	\$ 4,551,661	18.3%

# BALLY'S ATLANTIC CITY

## MONTHLY GROSS REVENUE TAX RETURN

FOR THE MONTH OF NOVEMBER, 2009

### CASINO WIN - CURRENT MONTH

Line (a)	Type of Game (b)	Authorized Units (c)	Win or (Loss) (d)	Drop/Handle (e)	Win or (Loss) Percentage (f)
Table and Other Games:					
1	Blackjack	67	\$ 4,045,105	\$ 26,373,737	15.3%
2	Craps	10	944,023	7,294,064	12.9%
3	Roulette	21	1,417,934	6,998,518	20.3%
4	Big Six	2	129,247	321,945	40.1%
5	Baccarat	1	59,920	840,761	7.1%
6	Minibaccarat	19	2,257,246	17,006,129	13.3%
7	Other Games - (Page 2)	56	3,083,135	15,459,275	19.9%
8	Subtotal - Table and Other Games	176	11,936,610	\$ 74,294,429	16.1%
9	Poker	26	313,015		
10	Total - Table and Other Games	202	\$ 12,249,625		

Slot Machines:					
11	\$ .01 and .02 Slot Machines	854	\$ 6,408,453	\$ 50,435,689	12.7%
12	\$ .05 Slot Machines	610	2,715,533	25,531,734	10.6%
13	\$ .25 Slot Machines	1,085	5,205,492	63,682,011	8.2%
14	\$ .50 Slot Machines	128	824,056	7,641,268	10.8%
15	\$ 1.00 Slot Machines	386	3,400,531	43,958,224	7.7%
16	\$ 5.00 Slot Machines	102	1,079,346	21,341,430	5.1%
17	\$ 25.00 Slot Machines	20	308,451	3,148,725	9.8%
18	\$100.00 Slot Machines	13	148,064	1,557,100	9.5%
19	Multi-denominational Slot Machines	429	3,219,224	33,463,489	9.6%
20	Other Slot Machines	34	280,931	5,188,974	5.4%
21	Total - Slot Machines	3,661	\$ 23,590,081	\$ 255,948,644	9.2%
22	Total Casino Win		\$ 35,839,706		

### TAX ON GROSS REVENUE

23	Year-to-Date Table and Other Games Win .....	\$ 147,314,774
24	Year-to-Date Slot Machine Win .....	293,548,201
25	Year-to-Date Total Casino Win .....	<b>\$ 440,862,975</b>
26	Adjustments .....	
27	Year-To-Date Gross Revenue .....	<b>\$ 440,862,975</b>
28	Deduction for Eligible Promotional Gaming Credits .....	<b>\$ 29,069,341</b>
29	Year-To-Date Taxable Gross Revenue .....	<b>\$ 411,793,634</b>
30	Gross Revenue Tax (8% of line 29).....	\$ 32,943,491
31	Less - Total Tax Paid in Prior Months.....	30,378,092
32	Total Tax Required for this Month (line 30 less line 31).....	\$ 2,565,399
33	Total Progressive Payout Liability - End of Month.....	\$ 2,244,371
34	Authorized Casino Square Footage - End of Month.....	147,381
35	Authorized Simulcasting Square Footage - End of Month.....	35,002
36	Simulcasting Revenue for the Month.....	\$ 100,555
37	Simulcasting Handle for the Month.....	\$ 1,199,688
38	Promotional Gaming Credits Wagered for the Month.....	\$ 3,343,259

Under penalties of perjury, I declare that I have examined this report, and to the best of my knowledge and belief, it is true and complete.

December 17, 2009

DATE



William Pangoras

Operations Controller (1792-11)  
TITLE (LICENSE NUMBER)

**BALLY'S ATLANTIC CITY**  
**MONTHLY GROSS REVENUE TAX RETURN**  
**SCHEDULE OF OTHER GAMES**  
**FOR THE MONTH OF NOVEMBER, 2009**

Line (a)	Type of Game (b)	Authorized Units (c)	Win or (Loss) (d)	Drop (e)	Win or (Loss) Percentage (f)
1	Red Dog				
2	Sic Bo	1	56,245	265,993	21.1%
3	Pai Gow Poker	8	355,077	2,071,356	17.1%
4	Pai Gow	3	318,091	1,833,465	17.3%
5	Pokette				
6	Double Down Stud Poker				
7	Keno				
8	Caribbean Stud Poker	2	107,703	669,795	16.1%
9	Let it Ride Poker	4	275,289	1,267,178	21.7%
10	Super 7 1/2				
11	Mini-Craps				
12	Three Card Poker	15	911,337	3,832,460	23.8%
13	Caribbean Draw Poker				
14	Mini-Dice				
15	Fast Action Hold 'Em				
16	Casino War				
17	Countdown				
18	Spanish 21	7	345,130	2,054,314	16.8%
19	Colorado Hold'Em Poker				
20	Multi-Bacc				
21	Wild Aruba Stud Poker				
22	Monopoly Poker				
23	Table Slots				
24	Rainbow Dice				
25	Triple Shot				
26	Blackjack Switch				
27	Let's Get Wild Poker				
28	Boston 5 Stud Poker				
29	Double Cross Poker				
30	Double Attack Blackjack				
31	Shao Pai Gow				
32	6 to 5 Blackjack				
33	Four Card Poker	6	279,766	1,277,306	21.9%
34	Suspense 21				
35	Two Card Royal				
36	Player's Choice Poker				
37	Superfun 21				
38	Hawaii Hi-Lo				
39	Texas Hold 'Em Bonus Poker	4	208,816	963,475	21.7%
40	House Way Pai Gow Poker				
41	Flop Poker				
42	Two Card Joker Poker				
43	Ultimate Texas Hold 'Em	1	49,454	461,959	10.7%
44	Asia Poker	2	141,465	609,931	23.2%
45	Winner's Pot Poker	2	10,322	45,350	22.8%
46	1 Bet Threat Texas Hold 'Em				
47	Mississippi Stud				
48	Mini-Tex 3 Card Hold'Em				
49	Supreme Pai Gow	1	24,440	106,693	22.9%
	Total -(Must agree with line 7 on Pg 1)	56	\$ 3,083,135	\$ 15,459,275	19.9%

# BORGATA HOTEL CASINO AND SPA MONTHLY GROSS REVENUE TAX RETURN

FOR THE MONTH OF **November, 2009**

## CASINO WIN - CURRENT MONTH

Line (a)	Type of Game (b)	Authorized Units (c)	Win or (Loss) (d)	Drop/Handle (e)	Win or (Loss) Percentage (f)
Table and Other Games:					
1	Blackjack	84	\$ 7,471,074	\$ 69,014,896	10.8%
2	Craps	14	2,032,506	18,515,404	11.0%
3	Roulette	21	2,353,270	11,528,348	20.4%
4	Big Six	1	67,282	154,488	43.6%
5	Baccarat	2	494,026	3,551,510	13.9%
6	Minibaccarat	8	846,330	4,769,579	17.7%
7	Other Games - (Page 2)	52	4,161,382	18,375,782	22.6%
8	Subtotal - Table and Other Games	182	17,425,870	\$ 125,910,007	13.8%
9	Poker	85	2,219,214		
10	Total - Table and Other Games	267	\$ 19,645,084		

Slot Machines:					
11	\$ .01 and .02 Slot Machines	1,129	\$ 10,375,863	\$ 93,431,292	11.1%
12	\$ .05 Slot Machines	805	5,168,318	53,606,384	9.6%
13	\$ .25 Slot Machines	646	3,188,610	38,211,197	8.3%
14	\$ .50 Slot Machines	121	702,065	6,840,181	10.3%
15	\$ 1.00 Slot Machines	260	3,174,161	34,848,660	9.1%
16	\$ 5.00 Slot Machines	89	1,467,498	22,731,840	6.5%
17	\$ 25.00 Slot Machines	20	377,896	10,990,325	3.4%
18	\$100.00 Slot Machines	12	441,475	4,830,500	9.1%
19	Multi-denominational Slot Machines	790	7,262,689	123,636,111	5.9%
20	Other Slot Machines	53	665,632	10,625,458	6.3%
21	Total - Slot Machines	3,925	\$ 32,824,207	\$ 399,751,948	8.2%
22	Total Casino Win		\$ 52,469,291		


## TAX ON GROSS REVENUE

23	Year-to-Date Table and Other Games Win .....	\$ 243,667,761
24	Year-to-Date Slot Machine Win .....	402,361,846
25	Year-to-Date Total Casino Win .....	<b>\$ 646,029,607</b>
26	Adjustments .....	<b>\$ 647</b>
27	Year-To-Date Gross Revenue .....	<b>\$ 646,030,254</b>
28	Deduction for Eligible Promotional Gaming Credits .....	<b>\$ 36,149,956</b>
29	Year-To-Date Taxable Gross Revenue .....	<b>\$ 609,880,298</b>
30	Gross Revenue Tax (8% of line 29).....	\$ 48,790,424
31	Less - Total Tax Paid in Prior Months.....	44,986,963
32	Total Tax Required for this Month (line 30 less line 31).....	<b>\$ 3,803,461</b>
33	Total Progressive Payout Liability - End of Month.....	\$ 676,972
34	Authorized Casino Square Footage - End of Month.....	136,667
35	Authorized Simulcasting Square Footage - End of Month.....	23,620
36	Simulcasting Revenue for the Month.....	\$ 217,065
37	Simulcasting Handle for the Month.....	\$ 2,631,350
38	Promotional Gaming Credits Wagered for the Month.....	\$ 5,429,737

Under penalties of perjury, I declare that I have examined this report, and to the best of my knowledge and belief, it is true and complete.

December 17, 2009

DATE



Betty J. Parker

Casino Controller Lic . # 8038-11

**BORGATA HOTEL CASINO AND SPA**  
**MONTHLY GROSS REVENUE TAX RETURN**  
**SCHEDULE OF OTHER GAMES**  
**FOR THE MONTH OF November, 2009**

Line (a)	Type of Game (b)	Authorized Units (c)	Win or (Loss) (d)	Drop (e)	Win or (Loss) Percentage (f)
1	Red Dog				
2	Sic Bo				
3	Pai Gow Poker	6	456,692	1,823,278	25.0%
4	Pai Gow	2	222,462	637,124	34.9%
5	Pokette				
6	Double Down Stud Poker				
7	Keno				
8	Caribbean Stud Poker	4	216,635	812,505	26.7%
9	Let it Ride Poker	5	312,046	2,179,220	14.3%
10	Super 7 1/2				
11	Mini-Craps				
12	Three Card Poker	16	1,350,714	6,223,303	21.7%
13	Caribbean Draw Poker				
14	Mini-Dice				
15	Fast Action Hold 'Em				
16	Casino War				
17	Countdown				
18	Spanish 21	5	424,759	1,840,944	23.1%
19	Colorado Hold'Em Poker				
20	Multi-Bacc				
21	Wild Aruba Stud Poker				
22	Monopoly Poker				
23	Table Slots				
24	Rainbow Dice				
25	Triple Shot				
26	Blackjack Switch				
27	Let's Get Wild Poker				
28	Boston 5 Stud Poker				
29	Double Cross Poker				
30	Double Attack Blackjack				
31	Shao Pai Gow				
32	6 to 5 Blackjack				
33	Four Card Poker	4	517,778	1,941,191	26.7%
34	Suspense 21				
35	Two Card Royal				
36	Player's Choice Poker				
37	Superfun 21				
38	Hawaii Hi-Lo				
39	Texas Hold 'Em Bonus Poker	4	325,255	1,077,187	30.2%
40	House Way Pai Gow Poker				
41	Flop Poker	4	181,673	1,190,703	15.3%
42	Two Card Joker Poker				
43	Ultimate Texas Hold 'Em				
44	Asia Poker	2	153,368	650,327	23.6%
45	Winner's Pot Poker				
46	1 Bet Threat Texas Hold 'Em				
47	Mississippi Stud				
48	Mini-Tex 3 Card Hold'Em				
49	Supreme Pai Gow				
	Total -(Must agree with line 7 on Pg 1)	52	\$ 4,161,382	\$ 18,375,782	22.6%

# CAESARS

## MONTHLY GROSS REVENUE TAX RETURN

FOR THE MONTH OF **November, 2009**

### CASINO WIN - CURRENT MONTH

Line (a)	Type of Game (b)	Authorized Units (c)	Win or (Loss) (d)	Drop/Handle (e)	Win or (Loss) Percentage (f)
Table and Other Games:					
1	Blackjack	58	\$ 2,370,849	\$ 34,057,683	7.0%
2	Craps	13	2,756,677	18,348,822	15.0%
3	Roulette	16	1,720,837	8,136,203	21.2%
4	Big Six	1	77,724	191,747	40.5%
5	Baccarat	1	169,111	693,886	24.4%
6	Minibaccarat	12	743,298	11,492,620	6.5%
7	Other Games - (Page 2)	46	3,259,909	15,219,084	21.4%
8	Subtotal - Table and Other Games	147	11,098,405	\$ 88,140,045	12.6%
9	Poker	24	578,847		
10	Total - Table and Other Games	171	\$ 11,677,252		

Slot Machines:					
11	\$ .01 and .02 Slot Machines	876	\$ 7,933,387	\$ 69,185,398	11.5%
12	\$ .05 Slot Machines	327	2,348,666	18,765,719	12.5%
13	\$ .25 Slot Machines	607	2,065,740	21,750,442	9.5%
14	\$ .50 Slot Machines	105	541,598	4,661,872	11.6%
15	\$ 1.00 Slot Machines	346	2,628,062	32,854,719	8.0%
16	\$ 5.00 Slot Machines	78	1,282,132	18,554,739	6.9%
17	\$ 25.00 Slot Machines	15	150,355	3,885,150	3.9%
18	\$100.00 Slot Machines	16	674,418	4,469,300	15.1%
19	Multi-denominational Slot Machines	427	3,543,768	40,148,059	8.8%
20	Other Slot Machines	49	711,273	13,011,008	5.5%
21	Total - Slot Machines	2,846	\$ 21,879,399	\$ 227,286,406	9.6%
22	Total Casino Win		\$ 33,556,651		

### TAX ON GROSS REVENUE

23	Year-to-Date Table and Other Games Win .....	\$ 158,449,169
24	Year-to-Date Slot Machine Win .....	265,582,418
25	Year-to-Date Total Casino Win .....	<b>\$ 424,031,587</b>
26	Adjustments .....	<b>\$ 32,492</b>
27	Year-To-Date Gross Revenue .....	<b>\$ 424,064,079</b>
28	Deduction for Eligible Promotional Gaming Credits .....	<b>\$ 27,220,651</b>
29	Year-To-Date Taxable Gross Revenue .....	<b>\$ 396,843,428</b>
30	Gross Revenue Tax (8% of line 29).....	\$ 31,747,474
31	Less - Total Tax Paid in Prior Months.....	29,351,853
32	Total Tax Required for this Month (line 30 less line 31).....	\$ 2,395,621
33	Total Progressive Payout Liability - End of Month.....	\$ 1,050,752
34	Authorized Casino Square Footage - End of Month.....	111,453
35	Authorized Simulcasting Square Footage - End of Month.....	30,081
36	Simulcasting Revenue for the Month.....	\$ 57,940
37	Simulcasting Handle for the Month.....	\$ 770,389
38	Promotional Gaming Credits Wagered for the Month.....	\$ 2,663,452

Under penalties of perjury, I declare that I have examined this report, and to the best of my knowledge and belief, it is true and complete.

December 17, 2009  
DATE



Donna Hogan

Operational Controller (7156-11)

**CAESARS**  
**MONTHLY GROSS REVENUE TAX RETURN**  
**SCHEDULE OF OTHER GAMES**  
**FOR THE MONTH OF November, 2009**

Line (a)	Type of Game (b)	Authorized Units (c)	Win or (Loss) (d)	Drop (e)	Win or (Loss) Percentage (f)
1	Red Dog				
2	Sic Bo	1	48,884	183,567	26.6%
3	Pai Gow Poker	6	541,749	2,389,823	22.7%
4	Pai Gow	5	521,552	2,371,481	22.0%
5	Pokette				
6	Double Down Stud Poker				
7	Keno	3	20,920	68,428	30.6%
8	Caribbean Stud Poker	2	(109,329)	269,388	-40.6%
9	Let it Ride Poker	3	117,178	730,367	16.0%
10	Super 7 1/2				
11	Mini-Craps				
12	Three Card Poker	9	927,812	3,762,685	24.7%
13	Caribbean Draw Poker				
14	Mini-Dice				
15	Fast Action Hold 'Em				
16	Casino War				
17	Countdown				
18	Spanish 21	6	236,373	1,591,734	14.9%
19	Colorado Hold'Em Poker				
20	Multi-Bacc				
21	Wild Aruba Stud Poker				
22	Monopoly Poker				
23	Table Slots				
24	Rainbow Dice				
25	Triple Shot				
26	Blackjack Switch				
27	Let's Get Wild Poker				
28	Boston 5 Stud Poker				
29	Double Cross Poker				
30	Double Attack Blackjack	1	55,920	373,939	15.0%
31	Shao Pai Gow				
32	6 to 5 Blackjack				
33	Four Card Poker	4	555,681	1,583,905	35.1%
34	Suspense 21				
35	Two Card Royal				
36	Player's Choice Poker				
37	Superfun 21				
38	Hawaii Hi-Lo				
39	Texas Hold 'Em Bonus Poker	3	97,667	520,417	18.8%
40	House Way Pai Gow Poker				
41	Flop Poker				
42	Two Card Joker Poker				
43	Ultimate Texas Hold 'Em	1	146,080	444,559	32.9%
44	Asia Poker	2	99,422	928,791	10.7%
45	Winner's Pot Poker				
46	1 Bet Threat Texas Hold 'Em				
47	Mississippi Stud				
48	Mini-Tex 3 Card Hold'Em				
49	Supreme Pai Gow				
	Total -(Must agree with line 7 on Pg 1)	46	\$ 3,259,909	\$ 15,219,084	21.4%



# HARRAH'S RESORT

## MONTHLY GROSS REVENUE TAX RETURN

FOR THE MONTH OF NOVEMBER, 2009

### CASINO WIN - CURRENT MONTH

Line (a)	Type of Game (b)	Authorized Units (c)	Win or (Loss) (d)	Drop/Handle (e)	Win or (Loss) Percentage (f)
Table and Other Games:					
1	Blackjack	53	\$ 2,831,976	\$ 21,515,202	13.2%
2	Craps	6	955,099	6,195,045	15.4%
3	Roulette	12	1,171,137	5,269,054	22.2%
4	Big Six	1	8,075	17,583	45.9%
5	Baccarat	0	0	0	0.0%
6	Minibaccarat	6	409,201	4,338,978	9.4%
7	Other Games - (Page 2)	31	1,927,419	8,946,214	21.5%
8	Subtotal - Table and Other Games	109	7,302,907	\$ 46,282,076	15.8%
9	Poker	40	527,727		
10	Total - Table and Other Games	149	\$ 7,830,634		

Slot Machines:					
11	\$ .01 and .02 Slot Machines	347	\$ 3,652,646	\$ 39,754,512	9.2%
12	\$ .05 Slot Machines	466	4,625,140	44,087,816	10.5%
13	\$ .25 Slot Machines	717	6,030,916	61,271,732	9.8%
14	\$ .50 Slot Machines	32	233,288	2,341,977	10.0%
15	\$ 1.00 Slot Machines	316	3,803,230	44,623,869	8.5%
16	\$ 5.00 Slot Machines	75	1,225,808	16,779,675	7.3%
17	\$ 25.00 Slot Machines	16	192,039	5,710,650	3.4%
18	\$100.00 Slot Machines	10	172,701	2,201,400	7.8%
19	Multi-denominational Slot Machines	1,145	12,169,685	153,806,334	7.9%
20	Other Slot Machines	27	377,328	5,791,884	6.5%
21	Total - Slot Machines	3,151	\$ 32,482,781	\$ 376,369,849	8.6%
22	Total Casino Win		\$ 40,313,415		

### TAX ON GROSS REVENUE

23	Year-to-Date Table and Other Games Win .....	\$ 91,847,606
24	Year-to-Date Slot Machine Win .....	361,952,334
25	Year-to-Date Total Casino Win .....	<b>\$ 453,799,940</b>
26	Adjustments .....	<b>\$ 64</b>
27	Year-To-Date Gross Revenue .....	<b>\$ 453,800,004</b>
28	Deduction for Eligible Promotional Gaming Credits .....	<b>\$ 25,974,845</b>
29	Year-To-Date Taxable Gross Revenue .....	<b>\$ 427,825,159</b>
30	Gross Revenue Tax (8% of line 29).....	\$ 34,226,013
31	Less - Total Tax Paid in Prior Months.....	31,292,184
32	Total Tax Required for this Month (line 30 less line 31).....	\$ 2,933,829
33	Total Progressive Payout Liability - End of Month.....	\$ 1,022,138
34	Authorized Casino Square Footage - End of Month.....	173,224
35	Authorized Simulcasting Square Footage - End of Month.....	569
36	Simulcasting Revenue for the Month.....	\$ 40,358
37	Simulcasting Handle for the Month.....	\$ 523,809
38	Promotional Gaming Credits Wagered for the Month.....	\$ 4,865,240

Under penalties of perjury, I declare that I have examined this report, and to the best of my knowledge and belief, it is true and complete.

December 17, 2009

DATE



Joseph Lodise

Operations Controller (008900-11)  
TITLE (LICENSE NUMBER)

**HARRAH'S RESORT**  
**MONTHLY GROSS REVENUE TAX RETURN**  
**SCHEDULE OF OTHER GAMES**  
**FOR THE MONTH OF NOVEMBER, 2009**

Line (a)	Type of Game (b)	Authorized Units (c)	Win or (Loss) (d)	Drop (e)	Win or (Loss) Percentage (f)
1	Red Dog				
2	Sic Bo				
3	Pai Gow Poker	3	161,396	635,860	25.4%
4	Pai Gow	1	16,727	310,006	5.4%
5	Pokette				
6	Double Down Stud Poker				
7	Keno	4	36,529	116,374	31.4%
8	Caribbean Stud Poker	1	(31,291)	245,968	-12.7%
9	Let it Ride Poker	4	377,980	1,588,725	23.8%
10	Super 7 1/2				
11	Mini-Craps				
12	Three Card Poker	10	899,179	3,119,229	28.8%
13	Caribbean Draw Poker				
14	Mini-Dice				
15	Fast Action Hold 'Em				
16	Casino War				
17	Countdown				
18	Spanish 21	1	86,954	452,997	19.2%
19	Colorado Hold'Em Poker				
20	Multi-Bacc				
21	Wild Aruba Stud Poker				
22	Monopoly Poker				
23	Table Slots				
24	Rainbow Dice				
25	Triple Shot				
26	Blackjack Switch				
27	Let's Get Wild Poker				
28	Boston 5 Stud Poker				
29	Double Cross Poker				
30	Double Attack Blackjack	1	75,316	206,896	36.4%
31	Shao Pai Gow				
32	6 to 5 Blackjack				
33	Four Card Poker	2	81,003	679,151	11.9%
34	Suspense 21				
35	Two Card Royal				
36	Player's Choice Poker				
37	Superfun 21				
38	Hawaii Hi-Lo				
39	Texas Hold 'Em Bonus Poker	1	91,248	408,206	22.4%
40	House Way Pai Gow Poker				
41	Flop Poker	3	132,378	1,182,802	11.2%
42	Two Card Joker Poker				
43	Ultimate Texas Hold 'Em				
44	Asia Poker				
45	Winner's Pot Poker				
46	1 Bet Threat Texas Hold 'Em				
47	Mississippi Stud				
48	Mini-Tex 3 Card Hold'Em				
49	Supreme Pai Gow				
	Total -(Must agree with line 7 on Pg 1)	31	\$ 1,927,419	\$ 8,946,214	21.5%

# RESORTS ATLANTIC CITY

## MONTHLY GROSS REVENUE TAX RETURN

### FOR THE MONTH OF NOVEMBER, 2009

#### CASINO WIN - CURRENT MONTH

Line (a)	Type of Game (b)	Authorized Units (c)	Win or (Loss) (d)	Drop/Handle (e)	Win or (Loss) Percentage (f)
Table and Other Games:					
1	Blackjack	34	\$ 1,623,555	\$ 11,144,683	14.6%
2	Craps	5	438,391	2,234,821	19.6%
3	Roulette	9	129,303	1,872,455	6.9%
4	Big Six	1	24,175	41,974	57.6%
5	Baccarat	1	105,271	187,785	56.1%
6	Minibaccarat	17	1,309,825	10,762,990	12.2%
7	Other Games - (Page 2)	15	602,981	2,628,632	22.9%
8	Subtotal - Table and Other Games	82	4,233,501	\$ 28,873,340	14.7%
9	Poker	2	5,071		
10	Total - Table and Other Games	84	\$ 4,238,572		

Slot Machines:					
11	\$ .01 and .02 Slot Machines	596	\$ 3,024,952	\$ 25,726,424	11.8%
12	\$ .05 Slot Machines	188	489,584	4,989,738	9.8%
13	\$ .25 Slot Machines	427	1,326,924	15,111,295	8.8%
14	\$ .50 Slot Machines	47	117,766	1,514,162	7.8%
15	\$ 1.00 Slot Machines	179	810,099	10,629,173	7.6%
16	\$ 5.00 Slot Machines	52	289,088	5,412,590	5.3%
17	\$ 25.00 Slot Machines	10	166,529	2,348,175	7.1%
18	\$100.00 Slot Machines	10	102,101	1,279,600	8.0%
19	Multi-denominational Slot Machines	827	3,381,107	45,195,758	7.5%
20	Other Slot Machines	20	50,967	1,659,510	3.1%
21	Total - Slot Machines	2,356	\$ 9,759,117	\$ 113,866,425	8.6%
22	Total Casino Win		\$ 13,997,689		

#### TAX ON GROSS REVENUE

23	Year-to-Date Table and Other Games Win .....	\$ 45,604,778
24	Year-to-Date Slot Machine Win .....	134,221,843
25	Year-to-Date Total Casino Win .....	\$ 179,826,621
26	Adjustments .....	\$ (115,913)
27	Year-To-Date Gross Revenue .....	\$ 179,710,708
28	Deduction for Eligible Promotional Gaming Credits .....	\$ 12,240,376
29	Year-To-Date Taxable Gross Revenue .....	\$ 167,470,332
30	Gross Revenue Tax (8% of line 29).....	\$ 13,397,627
31	Less - Total Tax Paid in Prior Months.....	12,400,110
32	Total Tax Required for this Month (line 30 less line 31).....	\$ 997,517
33	Total Progressive Payout Liability - End of Month.....	\$ 324,097
34	Authorized Casino Square Footage - End of Month.....	99,029
35	Authorized Simulcasting Square Footage - End of Month.....	
36	Simulcasting Revenue for the Month.....	
37	Simulcasting Handle for the Month.....	
38	Promotional Gaming Credits Wagered for the Month.....	\$ 2,052,357

Under penalties of perjury, I declare that I have examined this report, and to the best of my knowledge and belief, it is true and complete.

December 17, 2009

DATE



Walter Simon

Director Operational Accting 3930-11  
TITLE (LICENSE NUMBER)

**RESORTS ATLANTIC CITY**  
**MONTHLY GROSS REVENUE TAX RETURN**  
**SCHEDULE OF OTHER GAMES**  
**FOR THE MONTH OF NOVEMBER, 2009**

Line (a)	Type of Game (b)	Authorized Units (c)	Win or (Loss) (d)	Drop (e)	Win or (Loss) Percentage (f)
1	Red Dog				
2	Sic Bo				
3	Pai Gow Poker	1	82,257	238,292	34.5%
4	Pai Gow	2	(32,474)	421,444	-7.7%
5	Pokette				
6	Double Down Stud Poker				
7	Keno				
8	Caribbean Stud Poker				
9	Let it Ride Poker	2	92,247	362,257	25.5%
10	Super 7 1/2				
11	Mini-Craps				
12	Three Card Poker	5	306,298	1,015,784	30.2%
13	Caribbean Draw Poker				
14	Mini-Dice				
15	Fast Action Hold 'Em				
16	Casino War				
17	Countdown				
18	Spanish 21	3	135,353	502,982	26.9%
19	Colorado Hold'Em Poker				
20	Multi-Bacc				
21	Wild Aruba Stud Poker				
22	Monopoly Poker				
23	Table Slots				
24	Rainbow Dice				
25	Triple Shot				
26	Blackjack Switch				
27	Let's Get Wild Poker				
28	Boston 5 Stud Poker				
29	Double Cross Poker				
30	Double Attack Blackjack				
31	Shao Pai Gow				
32	6 to 5 Blackjack				
33	Four Card Poker				
34	Suspense 21				
35	Two Card Royal				
36	Player's Choice Poker				
37	Superfun 21				
38	Hawaii Hi-Lo				
39	Texas Hold 'Em Bonus Poker	1	9,831	30,742	32.0%
40	House Way Pai Gow Poker				
41	Flop Poker	1	9,469	57,131	16.6%
42	Two Card Joker Poker				
43	Ultimate Texas Hold 'Em				
44	Asia Poker				
45	Winner's Pot Poker				
46	1 Bet Threat Texas Hold 'Em				
47	Mississippi Stud				
48	Mini-Tex 3 Card Hold'Em				
	Total -(Must agree with line 7 on Pg 1)	15	\$ 602,981	\$ 2,628,632	22.9%

# SHOWBOAT

## MONTHLY GROSS REVENUE TAX RETURN

FOR THE MONTH OF NOVEMBER, 2009

### CASINO WIN - CURRENT MONTH

Line (a)	Type of Game (b)	Authorized Units (c)	Win or (Loss) (d)	Drop/Handle (e)	Win or (Loss) Percentage (f)
Table and Other Games:					
1	Blackjack	46	\$ 910,233	\$ 8,931,938	10.2%
2	Craps	5	447,528	3,027,430	14.8%
3	Roulette	9	482,412	2,495,434	19.3%
4	Big Six	1	27,348	75,788	36.1%
5	Baccarat				0.0%
6	Minibaccarat	8	1,387,604	8,665,917	16.0%
7	Other Games - (Page 2)	22	1,270,851	5,690,485	22.3%
8	Subtotal - Table and Other Games	91	4,525,976	\$ 28,886,992	15.7%
9	Poker	28	482,849		
10	Total - Table and Other Games	119	\$ 5,008,825		

Slot Machines:					
11	\$ .01 and .02 Slot Machines	523	\$ 4,039,900	\$ 33,758,613	12.0%
12	\$ .05 Slot Machines	166	2,741,568	20,132,900	13.6%
13	\$ .25 Slot Machines	312	1,740,936	24,108,469	7.2%
14	\$ .50 Slot Machines	3	11,591	186,849	6.2%
15	\$ 1.00 Slot Machines	160	1,145,746	19,386,989	5.9%
16	\$ 5.00 Slot Machines	29	112,150	4,577,135	2.5%
17	\$ 25.00 Slot Machines	3	81,171	439,400	18.5%
18	\$100.00 Slot Machines	3	(446)	293,700	-0.2%
19	Multi-denominational Slot Machines	1,642	10,720,733	93,904,521	11.4%
20	Other Slot Machines	5	13,226	454,610	2.9%
21	Total - Slot Machines	2,846	\$ 20,606,575	\$ 197,243,186	10.4%
22	Total Casino Win		\$ 25,615,400		

### TAX ON GROSS REVENUE

23	Year-to-Date Table and Other Games Win .....	\$ 53,073,642	
24	Year-to-Date Slot Machine Win .....	242,093,579	
25	Year-to-Date Total Casino Win .....	<b>\$ 295,167,221</b>	
26	Adjustments .....	<b>\$ 1,091</b>	
27	Year-To-Date Gross Revenue .....	<b>\$ 295,168,312</b>	
28	Deduction for Eligible Promotional Gaming Credits .....	<b>\$ 18,506,012</b>	
29	Year-To-Date Taxable Gross Revenue .....	<b>\$ 276,662,300</b>	
30	Gross Revenue Tax (8% of line 29).....	\$ 22,132,984	
31	Less - Total Tax Paid in Prior Months.....	20,276,226	
32	Total Tax Required for this Month (line 30 less line 31).....	<b>\$ 1,856,758</b>	
33	Total Progressive Payout Liability - End of Month.....	\$ 1,786,911	
34	Authorized Casino Square Footage - End of Month.....	123,378	
35	Authorized Simulcasting Square Footage - End of Month.....	17,086	
36	Simulcasting Revenue for the Month.....	\$ 37,868	
37	Simulcasting Handle for the Month.....	\$ 469,166	
38	Promotional Gaming Credits Wagered for the Month.....	\$ 4,791,605	

Under penalties of perjury, I declare that I have examined this report, and to the best of my knowledge and belief, it is true and complete.

December 9, 2009  
DATE

  
Gail Myers

Operations Controller 3470-11  
TITLE (LICENSE NUMBER)

**SHOWBOAT  
MONTHLY GROSS REVENUE TAX RETURN  
SCHEDULE OF OTHER GAMES  
FOR THE MONTH OF NOVEMBER, 2009**

Line (a)	Type of Game (b)	Authorized Units (c)	Win or (Loss) (d)	Drop (e)	Win or (Loss) Percentage (f)
1	Red Dog				
2	Sic Bo				
3	Pai Gow Poker	3	195,387	762,942	25.6%
4	Pai Gow	2	88,256	693,342	12.7%
5	Pokette				
6	Double Down Stud Poker				
7	Keno				
8	Caribbean Stud Poker	1	30,053	100,881	29.8%
9	Let it Ride Poker	3	136,057	739,356	18.4%
10	Super 7 1/2				
11	Mini-Craps				
12	Three Card Poker	7	428,183	1,628,311	26.3%
13	Caribbean Draw Poker				
14	Mini-Dice				
15	Fast Action Hold 'Em				
16	Casino War				
17	Countdown				
18	Spanish 21	1	91,475	324,943	28.2%
19	Colorado Hold'Em Poker				
20	Multi-Bacc				
21	Wild Aruba Stud Poker				
22	Monopoly Poker				
23	Table Slots				
24	Rainbow Dice				
25	Triple Shot				
26	Blackjack Switch				
27	Let's Get Wild Poker				
28	Boston 5 Stud Poker				
29	Double Cross Poker				
30	Double Attack Blackjack	1	81,062	365,038	22.2%
31	Shao Pai Gow				
32	6 to 5 Blackjack				
33	Four Card Poker	1	69,107	335,283	20.6%
34	Suspense 21				
35	Two Card Royal				
36	Player's Choice Poker				
37	Superfun 21				
38	Hawaii Hi-Lo				
39	Texas Hold 'Em Bonus Poker	1	74,690	276,703	27.0%
40	House Way Pai Gow Poker				
41	Flop Poker	2	76,581	463,686	16.5%
42	Two Card Joker Poker				
43	Ultimate Texas Hold 'Em				
44	Asia Poker				
45	Winner's Pot Poker				
46	1 Bet Threat Texas Hold 'Em				
47	Mississippi Stud				
48	Mini-Tex 3 Card Hold'Em				
49	Supreme Pai Gow				
	Total -(Must agree with line 7 on Pg 1)	22	\$ 1,270,851	\$ 5,690,485	22.3%

# TROPICANA CASINO & RESORT

## MONTHLY GROSS REVENUE TAX RETURN

FOR THE MONTH OF NOVEMBER, 2009

### CASINO WIN - CURRENT MONTH

Line (a)	Type of Game (b)	Authorized Units (c)	Win or (Loss) (d)	Drop/Handle (e)	Win or (Loss) Percentage (f)
Table and Other Games:					
1	Blackjack	62	\$ 2,097,201	\$ 15,126,227	13.9%
2	Craps	8	592,915	5,667,971	10.5%
3	Roulette	17	988,448	5,400,803	18.3%
4	Big Six	2	107,061	271,947	39.4%
5	Baccarat	1	0	0	0.0%
6	Minibaccarat	12	541,757	8,252,012	6.6%
7	Other Games - (Page 2)	33	2,082,038	8,293,015	25.1%
8	Subtotal - Table and Other Games	135	6,409,420	\$ 43,011,975	14.9%
9	Poker	35	509,099		
10	Total - Table and Other Games	170	\$ 6,918,519		

Slot Machines:					
11	\$ .01 and .02 Slot Machines	769	\$ 5,176,919	\$ 44,087,973	11.7%
12	\$ .05 Slot Machines	273	1,106,344	13,476,305	8.2%
13	\$ .25 Slot Machines	331	1,880,500	24,901,032	7.6%
14	\$ .50 Slot Machines	38	214,826	2,577,874	8.3%
15	\$ 1.00 Slot Machines	236	1,646,036	20,037,288	8.2%
16	\$ 5.00 Slot Machines	55	350,322	6,237,060	5.6%
17	\$ 25.00 Slot Machines	15	49,468	944,775	5.2%
18	\$100.00 Slot Machines	12	41,805	375,300	11.1%
19	Multi-denominational Slot Machines	1,382	5,915,423	76,819,783	7.7%
20	Other Slot Machines	47	130,829	3,634,682	3.6%
21	Total - Slot Machines	3,158	\$ 16,512,472	\$ 193,092,072	8.6%
22	Total Casino Win		\$ 23,430,991		

### TAX ON GROSS REVENUE

23	Year-to-Date Table and Other Games Win .....	\$ 85,193,638	
24	Year-to-Date Slot Machine Win .....	206,015,396	
25	Year-to-Date Total Casino Win .....		<b>\$ 291,209,034</b>
26	Adjustments .....		
27	Year-To-Date Gross Revenue .....		<b>\$ 291,209,034</b>
28	Deduction for Eligible Promotional Gaming Credits .....		<b>\$ 18,279,435</b>
29	Year-To-Date Taxable Gross Revenue .....		<b>\$ 272,929,599</b>
30	Gross Revenue Tax (8% of line 29).....		\$ 21,834,368
31	Less - Total Tax Paid in Prior Months.....		20,149,520
32	Total Tax Required for this Month (line 30 less line 31).....		\$ 1,684,848
33	Total Progressive Payout Liability - End of Month.....	\$ 1,163,611	
34	Authorized Casino Square Footage - End of Month.....	135,795	
35	Authorized Simulcasting Square Footage - End of Month.....	6,954	
36	Simulcasting Revenue for the Month.....	\$ 43,665	
37	Simulcasting Handle for the Month.....	\$ 496,273	
38	Promotional Gaming Credits Wagered for the Month.....	\$ 2,437,866	

Under penalties of perjury, I declare that I have examined this report, and to the best of my knowledge and belief, it is true and complete.

December 17, 2009

DATE



Jeff Bohrer

Casino Controller, 7488-11

**TROPICANA CASINO & RESORT  
MONTHLY GROSS REVENUE TAX RETURN  
SCHEDULE OF OTHER GAMES  
FOR THE MONTH OF NOVEMBER, 2009**

Line (a)	Type of Game (b)	Authorized Units (c)	Win or (Loss) (d)	Drop (e)	Win or (Loss) Percentage (f)
1	Red Dog				
2	Sic Bo				
3	Pai Gow Poker	4	149,392	744,173	20.1%
4	Pai Gow	3	131,464	1,052,453	12.5%
5	Pokette				
6	Double Down Stud Poker				
7	Keno				
8	Caribbean Stud Poker	1	68,548	210,287	32.6%
9	Let it Ride Poker	3	105,435	643,197	16.4%
10	Super 7 1/2				
11	Mini-Craps				
12	Three Card Poker	11	802,815	2,658,480	30.2%
13	Caribbean Draw Poker				
14	Mini-Dice				
15	Fast Action Hold 'Em				
16	Casino War				
17	Countdown				
18	Spanish 21	5	392,014	1,258,037	31.2%
19	Colorado Hold'Em Poker				
20	Multi-Bacc				
21	Wild Aruba Stud Poker				
22	Monopoly Poker				
23	Table Slots				
24	Rainbow Dice				
25	Triple Shot				
26	Blackjack Switch				
27	Let's Get Wild Poker				
28	Boston 5 Stud Poker				
29	Double Cross Poker				
30	Double Attack Blackjack	1	77,337	379,170	20.4%
31	Shao Pai Gow				
32	6 to 5 Blackjack				
33	Four Card Poker	2	145,362	621,016	23.4%
34	Suspense 21				
35	Two Card Royal				
36	Player's Choice Poker				
37	Superfun 21				
38	Hawaii Hi-Lo				
39	Texas Hold 'Em Bonus Poker	3	209,671	726,202	28.9%
40	House Way Pai Gow Poker				
41	Flop Poker				
42	Two Card Joker Poker				
43	Ultimate Texas Hold 'Em				
44	Asia Poker				
45	Winner's Pot Poker				
46	1 Bet Threat Texas Hold 'Em				
47	Mississippi Stud				
48	Mini-Tex 3 Card Hold'Em				
49	Supreme Pai Gow				
	Total -(Must agree with line 7 on Pg 1)	33	\$ 2,082,038	\$ 8,293,015	25.1%



# TRUMP MARINA

## MONTHLY GROSS REVENUE TAX RETURN

### FOR THE MONTH OF NOVEMBER, 2009

#### CASINO WIN - CURRENT MONTH

Line (a)	Type of Game (b)	Authorized Units (c)	Win or (Loss) (d)	Drop/Handle (e)	Win or (Loss) Percentage (f)
Table and Other Games:					
1	Blackjack	29	\$ 725,296	\$ 5,705,992	12.7%
2	Craps	6	306,042	2,826,323	10.8%
3	Roulette	6	300,183	1,007,849	29.8%
4	Big Six	0	0	0	0.0%
5	Baccarat	1	(25,674)	7,100	-361.6%
6	Minibaccarat	6	571,328	5,681,685	10.1%
7	Other Games - (Page 2)	23	679,869	3,009,092	22.6%
8	Subtotal - Table and Other Games	71	2,557,044	\$ 18,238,041	14.0%
9	Poker				
10	Total - Table and Other Games	71	\$ 2,557,044		

Slot Machines:					
11	\$ .01 and .02 Slot Machines	561	\$ 3,640,007	\$ 33,181,638	11.0%
12	\$ .05 Slot Machines	266	1,069,924	12,322,877	8.7%
13	\$ .25 Slot Machines	404	1,225,403	16,615,649	7.4%
14	\$ .50 Slot Machines	50	228,504	2,257,784	10.1%
15	\$ 1.00 Slot Machines	233	1,156,531	16,082,042	7.2%
16	\$ 5.00 Slot Machines	48	293,148	4,496,850	6.5%
17	\$ 25.00 Slot Machines	10	64,921	589,000	11.0%
18	\$100.00 Slot Machines	5	83,525	574,900	14.5%
19	Multi-denominational Slot Machines	222	1,232,564	17,075,509	7.2%
20	Other Slot Machines	16	118,544	1,165,366	10.2%
21	Total - Slot Machines	1,815	\$ 9,113,071	\$ 104,361,615	8.7%
22	Total Casino Win		\$ 11,670,115		

#### TAX ON GROSS REVENUE

23	Year-to-Date Table and Other Games Win .....	\$ 35,283,920
24	Year-to-Date Slot Machine Win .....	117,262,757
25	Year-to-Date Total Casino Win .....	<b>\$ 152,546,677</b>
26	Adjustments .....	<b>\$ 3,151</b>
27	Year-To-Date Gross Revenue .....	<b>\$ 152,549,828</b>
28	Deduction for Eligible Promotional Gaming Credits .....	<b>\$ 10,659,411</b>
29	Year-To-Date Taxable Gross Revenue .....	<b>\$ 141,890,417</b>
30	Gross Revenue Tax (8% of line 29).....	\$ 11,351,233
31	Less - Total Tax Paid in Prior Months.....	10,525,937
32	Total Tax Required for this Month (line 30 less line 31).....	\$ 825,296
33	Total Progressive Payout Liability - End of Month.....	\$ 517,023
34	Authorized Casino Square Footage - End of Month.....	78,535
35	Authorized Simulcasting Square Footage - End of Month.....	
36	Simulcasting Revenue for the Month.....	
37	Simulcasting Handle for the Month.....	
38	Promotional Gaming Credits Wagered for the Month.....	\$ 958,103

Under penalties of perjury, I declare that I have examined this report, and to the best of my knowledge and belief, it is true and complete.

December 17, 2009

DATE



Robert Allen

Director of Casino Finance 6793-11

TITLE (LICENSE NUMBER)

**TRUMP MARINA**  
**MONTHLY GROSS REVENUE TAX RETURN**  
**SCHEDULE OF OTHER GAMES**  
**FOR THE MONTH OF NOVEMBER, 2009**

Line (a)	Type of Game (b)	Authorized Units (c)	Win or (Loss) (d)	Drop (e)	Win or (Loss) Percentage (f)
1	Red Dog				
2	Sic Bo				
3	Pai Gow Poker	2	59,556	239,914	24.8%
4	Pai Gow	2	27,605	121,755	22.7%
5	Pokette				
6	Double Down Stud Poker				
7	Keno				
8	Caribbean Stud Poker	1	23,165	97,809	23.7%
9	Let it Ride Poker	2	118,778	650,576	18.3%
10	Super 7 1/2				
11	Mini-Craps				
12	Three Card Poker	5	231,427	871,434	26.6%
13	Caribbean Draw Poker				
14	Mini-Dice				
15	Fast Action Hold 'Em				
16	Casino War				
17	Countdown				
18	Spanish 21	3	41,526	358,761	11.6%
19	Colorado Hold'Em Poker				
20	Multi-Bacc				
21	Wild Aruba Stud Poker				
22	Monopoly Poker				
23	Table Slots				
24	Rainbow Dice				
25	Triple Shot				
26	Blackjack Switch				
27	Let's Get Wild Poker				
28	Boston 5 Stud Poker				
29	Double Cross Poker				
30	Double Attack Blackjack				
31	Shao Pai Gow				
32	6 to 5 Blackjack				
33	Four Card Poker	2	41,114	190,306	21.6%
34	Suspense 21				
35	Two Card Royal				
36	Player's Choice Poker				
37	Superfun 21				
38	Hawaii Hi-Lo				
39	Texas Hold 'Em Bonus Poker	1	2,504	12,380	20.2%
40	House Way Pai Gow Poker				
41	Flop Poker	1	23,444	72,399	32.4%
42	Two Card Joker Poker				
43	Ultimate Texas Hold 'Em	2	63,541	240,392	26.4%
44	Asia Poker				
45	Winner's Pot Poker				
46	1 Bet Threat Texas Hold 'Em				
47	Mississippi Stud	1	24,401	112,331	21.7%
48	Mini-Tex 3 Card Hold'Em	1	22,808	41,035	55.6%
49	Supreme Pai Gow				
	Total -(Must agree with line 7 on Pg 1)	23	\$ 679,869	\$ 3,009,092	22.6%

# TRUMP PLAZA

## MONTHLY GROSS REVENUE TAX RETURN

FOR THE MONTH OF NOVEMBER, 2009

### CASINO WIN - CURRENT MONTH

Line (a)	Type of Game (b)	Authorized Units (c)	Win or (Loss) (d)	Drop/Handle (e)	Win or (Loss) Percentage (f)
Table and Other Games:					
1	Blackjack	30	\$ 1,351,515	\$ 12,607,945	10.7%
2	Craps	4	584,860	3,399,881	17.2%
3	Roulette	8	607,340	3,729,294	16.3%
4	Big Six	0	0	0	0.0%
5	Baccarat	0	0	0	0.0%
6	Minibaccarat	9	1,106,243	7,430,645	14.9%
7	Other Games - (Page 2)	20	1,171,229	5,074,303	23.1%
8	Subtotal - Table and Other Games	71	4,821,187	\$ 32,242,068	15.0%
9	Poker				
10	Total - Table and Other Games	71	\$ 4,821,187		

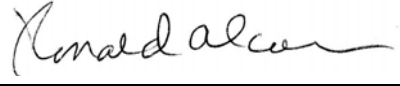
Slot Machines:					
11	\$ .01 and .02 Slot Machines	550	\$ 3,735,935	\$ 33,260,146	11.2%
12	\$ .05 Slot Machines	178	799,395	7,624,242	10.5%
13	\$ .25 Slot Machines	514	2,163,843	26,667,027	8.1%
14	\$ .50 Slot Machines	79	297,520	6,296,645	4.7%
15	\$ 1.00 Slot Machines	203	1,065,171	14,286,877	7.5%
16	\$ 5.00 Slot Machines	55	259,758	6,660,150	3.9%
17	\$ 25.00 Slot Machines	13	107,360	1,333,350	8.1%
18	\$100.00 Slot Machines	6	30,600	420,900	7.3%
19	Multi-denominational Slot Machines	140	1,163,086	13,924,714	8.4%
20	Other Slot Machines	67	290,895	5,644,158	5.2%
21	Total - Slot Machines	1,805	\$ 9,913,563	\$ 116,118,209	8.5%
22	Total Casino Win		\$ 14,734,750		

### TAX ON GROSS REVENUE

23	Year-to-Date Table and Other Games Win .....	\$ 55,260,503
24	Year-to-Date Slot Machine Win .....	134,039,717
25	Year-to-Date Total Casino Win .....	<b>\$ 189,300,220</b>
26	Adjustments .....	<b>\$ 9,928</b>
27	Year-To-Date Gross Revenue .....	<b>\$ 189,310,148</b>
28	Deduction for Eligible Promotional Gaming Credits .....	<b>\$ 13,112,195</b>
29	Year-To-Date Taxable Gross Revenue .....	<b>\$ 176,197,953</b>
30	Gross Revenue Tax (8% of line 29).....	\$ 14,095,836
31	Less - Total Tax Paid in Prior Months.....	13,056,675
32	Total Tax Required for this Month (line 30 less line 31).....	\$ 1,039,161
33	Total Progressive Payout Liability - End of Month.....	\$ 557,121
34	Authorized Casino Square Footage - End of Month.....	86,923
35	Authorized Simulcasting Square Footage - End of Month.....	
36	Simulcasting Revenue for the Month.....	
37	Simulcasting Handle for the Month.....	
38	Promotional Gaming Credits Wagered for the Month.....	\$ 622,146

Under penalties of perjury, I declare that I have examined this report, and to the best of my knowledge and belief, it is true and complete.

December 7, 2009  
DATE

  
Ron Alcorn

Casino Controller (1623-11)

**TRUMP PLAZA**  
**MONTHLY GROSS REVENUE TAX RETURN**  
**SCHEDULE OF OTHER GAMES**  
**FOR THE MONTH OF NOVEMBER, 2009**

Line (a)	Type of Game (b)	Authorized Units (c)	Win or (Loss) (d)	Drop (e)	Win or (Loss) Percentage (f)
1	Red Dog				
2	Sic Bo				
3	Pai Gow Poker	2	123,496	579,978	21.3%
4	Pai Gow	2	147,757	586,182	25.2%
5	Pokette				
6	Double Down Stud Poker				
7	Keno				
8	Caribbean Stud Poker				
9	Let it Ride Poker	2	43,858	485,760	9.0%
10	Super 7 1/2				
11	Mini-Craps				
12	Three Card Poker	6	428,175	1,505,380	28.4%
13	Caribbean Draw Poker				
14	Mini-Dice				
15	Fast Action Hold 'Em				
16	Casino War				
17	Countdown				
18	Spanish 21	3	214,146	988,619	21.7%
19	Colorado Hold'Em Poker				
20	Multi-Bacc				
21	Wild Aruba Stud Poker				
22	Monopoly Poker				
23	Table Slots				
24	Rainbow Dice				
25	Triple Shot				
26	Blackjack Switch				
27	Let's Get Wild Poker				
28	Boston 5 Stud Poker				
29	Double Cross Poker				
30	Double Attack Blackjack				
31	Shao Pai Gow				
32	6 to 5 Blackjack				
33	Four Card Poker	2	80,906	420,308	19.2%
34	Suspense 21				
35	Two Card Royal				
36	Player's Choice Poker				
37	Superfun 21				
38	Hawaii Hi-Lo				
39	Texas Hold 'Em Bonus Poker	2	81,756	293,396	27.9%
40	House Way Pai Gow Poker				
41	Flop Poker				
42	Two Card Joker Poker				
43	Ultimate Texas Hold 'Em				
44	Asia Poker	1	51,135	214,680	23.8%
45	Winner's Pot Poker				
46	1 Bet Threat Texas Hold 'Em				
47	Mississippi Stud				
48	Mini-Tex 3 Card Hold'Em				
	Total -(Must agree with line 7 on Pg 1)	20	\$ 1,171,229	\$ 5,074,303	23.1%

# TRUMP TAJ MAHAL CASINO RESORT

## MONTHLY GROSS REVENUE TAX RETURN

FOR THE MONTH OF NOVEMBER, 2009

### CASINO WIN - CURRENT MONTH

Amended December 15, 2009

Line (a)	Type of Game (b)	Authorized Units (c)	Win or (Loss) (d)	Drop/Handle (e)	Win or (Loss) Percentage (f)
Table and Other Games:					
1	Blackjack	63	\$ 5,384,675	\$ 30,553,389	17.6%
2	Craps	12	1,493,543	10,250,353	14.6%
3	Roulette	14	1,152,445	6,605,196	17.4%
4	Big Six	1	48,545	103,441	46.9%
5	Baccarat	1	117,430	136,421	86.1%
6	Minibaccarat	9	1,522,925	12,706,329	12.0%
7	Other Games - (Page 2)	34	2,791,820	10,856,608	25.7%
8	Subtotal - Table and Other Games	134	12,511,383	\$ 71,211,737	17.6%
9	Poker	67	1,554,390		
10	Total - Table and Other Games	201	\$ 14,065,773		

Slot Machines:					
11	\$ .01 and .02 Slot Machines	1,027	\$ 7,487,594	\$ 64,495,466	11.6%
12	\$ .05 Slot Machines	246	1,915,593	20,940,799	9.1%
13	\$ .25 Slot Machines	683	3,202,803	39,369,384	8.1%
14	\$ .50 Slot Machines	37	217,131	1,700,635	12.8%
15	\$ 1.00 Slot Machines	369	2,918,064	45,168,205	6.5%
16	\$ 5.00 Slot Machines	78	615,177	13,361,975	4.6%
17	\$ 25.00 Slot Machines	15	271,777	1,751,375	15.5%
18	\$100.00 Slot Machines	23	499,815	5,430,200	9.2%
19	Multi-denominational Slot Machines	485	3,172,381	43,190,305	7.3%
20	Other Slot Machines	33	253,143	2,953,684	8.6%
21	Total - Slot Machines	2,996	\$ 20,553,478	\$ 238,362,028	8.6%
22	Total Casino Win		\$ 34,619,251		


### TAX ON GROSS REVENUE

23	Year-to-Date Table and Other Games Win .....	\$ 162,772,063
24	Year-to-Date Slot Machine Win .....	255,199,959
25	Year-to-Date Total Casino Win .....	<b>\$ 417,972,022</b>
26	Adjustments .....	<b>\$ 8,403</b>
27	Year-To-Date Gross Revenue .....	<b>\$ 417,980,425</b>
28	Deduction for Eligible Promotional Gaming Credits .....	<b>\$ 23,974,999</b>
29	Year-To-Date Taxable Gross Revenue .....	<b>\$ 394,005,426</b>
30	Gross Revenue Tax (8% of line 29).....	\$ 31,520,434
31	Less - Total Tax Paid in Prior Months.....	29,007,846
32	Total Tax Required for this Month (line 30 less line 31).....	\$ 2,512,588
33	Total Progressive Payout Liability - End of Month.....	\$ 1,162,491
34	Authorized Casino Square Footage - End of Month.....	149,445
35	Authorized Simulcasting Square Footage - End of Month.....	12,483
36	Simulcasting Revenue for the Month.....	\$ 57,379
37	Simulcasting Handle for the Month.....	\$ 679,042
38	Promotional Gaming Credits Wagered for the Month.....	\$ 1,577,809

Under penalties of perjury, I declare that I have examined this report, and to the best of my knowledge and belief, it is true and complete.

December 15, 2009

DATE



Ford Palmer

Casino Controller 4086-11  
TITLE (LICENSE NUMBER)

**TRUMP TAJ MAHAL CASINO RESORT  
MONTHLY GROSS REVENUE TAX RETURN  
SCHEDULE OF OTHER GAMES  
FOR THE MONTH OF NOVEMBER, 2009**

Line (a)	Type of Game (b)	Authorized Units (c)	Win or (Loss) (d)	Drop (e)	Win or (Loss) Percentage (f)
1	Red Dog				
2	Sic Bo	1	43,320	90,049	48.1%
3	Pai Gow Poker	4	408,656	1,444,486	28.3%
4	Pai Gow	3	211,544	1,147,546	18.4%
5	Pokette				
6	Double Down Stud Poker				
7	Keno	2	3,797	66,866	5.7%
8	Caribbean Stud Poker	2	99,389	393,986	25.2%
9	Let it Ride Poker	3	91,536	876,732	10.4%
10	Super 7 1/2				
11	Mini-Craps				
12	Three Card Poker	9	905,117	3,047,478	29.7%
13	Caribbean Draw Poker				
14	Mini-Dice				
15	Fast Action Hold 'Em				
16	Casino War				
17	Countdown				
18	Spanish 21	4	388,649	1,644,019	23.6%
19	Colorado Hold'Em Poker				
20	Multi-Bacc				
21	Wild Aruba Stud Poker				
22	Monopoly Poker				
23	Table Slots				
24	Rainbow Dice				
25	Triple Shot				
26	Blackjack Switch				
27	Let's Get Wild Poker				
28	Boston 5 Stud Poker				
29	Double Cross Poker				
30	Double Attack Blackjack	1	142,753	405,266	35.2%
31	Shao Pai Gow				
32	6 to 5 Blackjack				
33	Four Card Poker	2	233,215	931,503	25.0%
34	Suspense 21				
35	Two Card Royal				
36	Player's Choice Poker				
37	Superfun 21				
38	Hawaii Hi-Lo				
39	Texas Hold 'Em Bonus Poker	2	203,095	648,306	31.3%
40	House Way Pai Gow Poker				
41	Flop Poker				
42	Two Card Joker Poker				
43	Ultimate Texas Hold 'Em				
44	Asia Poker	1	60,749	160,371	37.9%
45	Winner's Pot Poker				
46	1 Bet Threat Texas Hold 'Em				
47	Mississippi Stud				
48	Mini-Tex 3 Card Hold'Em				
49	Supreme Pai Gow				
	Total -(Must agree with line 7 on Pg 1)	34	\$ 2,791,820	\$ 10,856,608	25.7%