

ATLANTIC CITY HILTON (RIH ACQUISITIONS N.J., LLC)

MONTHLY GROSS REVENUE TAX RETURN

FOR THE MONTH OF DECEMBER, 2009

CASINO WIN - CURRENT MONTH

Line (a)	Type of Game (b)	Authorized Units (c)	Win or (Loss) (d)	Drop/Handle (e)	Win or (Loss) Percentage (f)
Table and Other Games:					
1	Blackjack	42	\$ 1,697,257	\$ 9,579,369	17.7%
2	Craps	6	385,627	2,255,509	17.1%
3	Roulette	7	275,054	1,286,350	21.4%
4	Big Six	1	2,305	9,101	25.3%
5	Baccarat	0	0	0	0.0%
6	Minibaccarat	17	1,008,168	10,828,893	9.3%
7	Other Games - (Page 2)	26	783,213	3,963,053	19.8%
8	Subtotal - Table and Other Games	99	4,151,624	\$ 27,922,275	14.9%
9	Poker	4	13,095		
10	Total - Table and Other Games	103	\$ 4,164,719		
Slot Machines:					
11	\$.01 and .02 Slot Machines	713	\$ 2,902,626	\$ 23,801,285	12.2%
12	\$.05 Slot Machines	121	95,684	3,456,469	2.8%
13	\$.25 Slot Machines	713	1,449,274	18,465,695	7.8%
14	\$.50 Slot Machines	74	156,890	2,142,670	7.3%
15	\$ 1.00 Slot Machines	260	1,281,243	19,177,658	6.7%
16	\$ 5.00 Slot Machines	69	366,872	8,919,685	4.1%
17	\$ 25.00 Slot Machines	6	(1,453)	396,975	-0.4%
18	\$100.00 Slot Machines	6	37,250	243,000	15.3%
19	Multi-denominational Slot Machines	266	1,079,778	9,466,307	11.4%
20	Other Slot Machines	28	154,928	5,618,298	2.8%
21	Total - Slot Machines	2,256	\$ 7,523,092	\$ 91,688,042	8.2%
22	Total Casino Win		\$ 11,687,811		

TAX ON GROSS REVENUE

23	Year-to-Date Table and Other Games Win	\$ 53,994,536
24	Year-to-Date Slot Machine Win	138,017,904
25	Year-to-Date Total Casino Win	\$ 192,012,440
26	Adjustments	\$ 11,700
27	Year-To-Date Gross Revenue	\$ 192,024,140
28	Deduction for Eligible Promotional Gaming Credits	\$ 14,569,311
29	Year-To-Date Taxable Gross Revenue	\$ 177,454,829
30	Gross Revenue Tax (8% of line 29).....	\$ 14,196,386
31	Less - Total Tax Paid in Prior Months.....	13,369,510
32	Total Tax Required for this Month (line 30 less line 31).....	\$ 826,876
33	Total Progressive Payout Liability - End of Month.....	\$ 1,215,443
34	Authorized Casino Square Footage - End of Month.....	75,416
35	Authorized Simulcasting Square Footage - End of Month.....	
36	Simulcasting Revenue for the Month.....	
37	Simulcasting Handle for the Month.....	
38	Promotional Gaming Credits Wagered for the Month.....	\$ 1,059,874

Under penalties of perjury, I declare that I have examined this report, and to the best of my knowledge and belief, it is true and complete.

January 11, 2010
DATE



JOANNE MCKENSIE

CASINO CONTROLLER (1231-11)
TITLE (LICENSE NUMBER)

LANTIC CITY HILTON (RIH ACQUISITIONS N.J., LI
MONTHLY GROSS REVENUE TAX RETURN
SCHEDULE OF OTHER GAMES
FOR THE MONTH OF DECEMBER, 2009

Line (a)	Type of Game (b)	Authorized Units (c)	Win or (Loss) (d)	Drop (e)	Win or (Loss) Percentage (f)
1	Red Dog				
2	Sic Bo	1	18,990	83,011	22.9%
3	Pai Gow Poker	4	153,994	613,734	25.1%
4	Pai Gow	5	31,102	959,763	3.2%
5	Pokette				
6	Double Down Stud Poker				
7	Keno				
8	Caribbean Stud Poker	1	(1,307)	69,492	-1.9%
9	Let it Ride Poker	3	74,566	323,361	23.1%
10	Super 7 1/2				
11	Mini-Craps				
12	Three Card Poker	8	273,551	982,723	27.8%
13	Caribbean Draw Poker				
14	Mini-Dice				
15	Fast Action Hold 'Em				
16	Casino War				
17	Countdown				
18	Spanish 21	2	124,075	491,129	25.3%
19	Colorado Hold'Em Poker				
20	Multi-Bacc				
21	Wild Aruba Stud Poker				
22	Monopoly Poker				
23	Table Slots				
24	Rainbow Dice				
25	Triple Shot				
26	Blackjack Switch				
27	Let's Get Wild Poker				
28	Boston 5 Stud Poker				
29	Double Cross Poker				
30	Double Attack Blackjack	0			
31	Shao Pai Gow				
32	6 to 5 Blackjack				
33	Four Card Poker	1	75,025	344,525	21.8%
34	Suspense 21				
35	Two Card Royal				
36	Player's Choice Poker				
37	Superfun 21				
38	Hawaii Hi-Lo				
39	Texas Hold 'Em Bonus Poker	0			
40	House Way Pai Gow Poker				
41	Flop Poker	1	33,217	95,315	34.8%
42	Two Card Joker Poker				
43	Ultimate Texas Hold 'Em				
44	Asia Poker	0			
45	Winner's Pot Poker				
46	1 Bet Threat Texas Hold 'Em				
47	Mississippi Stud				
48	Mini-Tex 3 Card Hold'Em				
49	Supreme Pai Gow				
	Total -(Must agree with line 7 on Pg 1)	26	\$ 783,213	\$ 3,963,053	19.8%

BALLY'S ATLANTIC CITY

MONTHLY GROSS REVENUE TAX RETURN

FOR THE MONTH OF DECEMBER, 2009

CASINO WIN - CURRENT MONTH

Line (a)	Type of Game (b)	Authorized Units (c)	Win or (Loss) (d)	Drop/Handle (e)	Win or (Loss) Percentage (f)
Table and Other Games:					
1	Blackjack	67	\$ 4,503,786	\$ 24,488,447	18.4%
2	Craps	10	1,077,351	7,636,096	14.1%
3	Roulette	21	1,326,403	6,292,426	21.1%
4	Big Six	2	107,643	250,545	43.0%
5	Baccarat	1	98,680	712,241	13.9%
6	Minibaccarat	19	2,289,680	14,239,428	16.1%
7	Other Games - (Page 2)	56	2,979,863	14,215,226	21.0%
8	Subtotal - Table and Other Games	176	12,383,406	\$ 67,834,409	18.3%
9	Poker	26	309,037		
10	Total - Table and Other Games	202	\$ 12,692,443		

Slot Machines:					
11	\$.01 and .02 Slot Machines	856	\$ 5,913,898	\$ 44,816,771	13.2%
12	\$.05 Slot Machines	611	2,363,512	22,325,444	10.6%
13	\$.25 Slot Machines	1,085	4,373,116	54,011,978	8.1%
14	\$.50 Slot Machines	128	702,989	6,499,644	10.8%
15	\$ 1.00 Slot Machines	386	2,828,346	39,529,407	7.2%
16	\$ 5.00 Slot Machines	102	1,231,485	20,149,450	6.1%
17	\$ 25.00 Slot Machines	20	236,482	3,634,575	6.5%
18	\$100.00 Slot Machines	13	125,742	1,679,500	7.5%
19	Multi-denominational Slot Machines	426	2,810,742	28,471,888	9.9%
20	Other Slot Machines	34	204,368	4,985,646	4.1%
21	Total - Slot Machines	3,661	\$ 20,790,680	\$ 226,104,303	9.2%
22	Total Casino Win		\$ 33,483,123		

TAX ON GROSS REVENUE

23	Year-to-Date Table and Other Games Win	\$ 160,007,217
24	Year-to-Date Slot Machine Win	314,338,881
25	Year-to-Date Total Casino Win	\$ 474,346,098
26	Adjustments	
27	Year-To-Date Gross Revenue	\$ 474,346,098
28	Deduction for Eligible Promotional Gaming Credits	\$ 32,042,504
29	Year-To-Date Taxable Gross Revenue	\$ 442,303,594
30	Gross Revenue Tax (8% of line 29).....	\$ 35,384,288
31	Less - Total Tax Paid in Prior Months.....	32,943,491
32	Total Tax Required for this Month (line 30 less line 31).....	\$ 2,440,797
33	Total Progressive Payout Liability - End of Month.....	\$ 2,315,658
34	Authorized Casino Square Footage - End of Month.....	147,381
35	Authorized Simulcasting Square Footage - End of Month.....	35,002
36	Simulcasting Revenue for the Month.....	\$ 78,703
37	Simulcasting Handle for the Month.....	\$ 878,540
38	Promotional Gaming Credits Wagered for the Month.....	\$ 2,864,709

Under penalties of perjury, I declare that I have examined this report, and to the best of my knowledge and belief, it is true and complete.

January 11, 2010
DATE

William Pangoras

William Pangoras

Operations Controller (1792-11)
TITLE (LICENSE NUMBER)

BALLY'S ATLANTIC CITY
MONTHLY GROSS REVENUE TAX RETURN
SCHEDULE OF OTHER GAMES
FOR THE MONTH OF DECEMBER, 2009

Line (a)	Type of Game (b)	Authorized Units (c)	Win or (Loss) (d)	Drop (e)	Win or (Loss) Percentage (f)
1	Red Dog				
2	Sic Bo	1	46,152	253,825	18.2%
3	Pai Gow Poker	8	393,534	1,780,433	22.1%
4	Pai Gow	3	254,805	1,945,365	13.1%
5	Pokette				
6	Double Down Stud Poker				
7	Keno				
8	Caribbean Stud Poker	2	130,242	639,695	20.4%
9	Let it Ride Poker	4	263,431	1,052,721	25.0%
10	Super 7 1/2				
11	Mini-Craps				
12	Three Card Poker	15	774,278	3,407,688	22.7%
13	Caribbean Draw Poker				
14	Mini-Dice				
15	Fast Action Hold 'Em				
16	Casino War				
17	Countdown				
18	Spanish 21	7	416,734	1,872,081	22.3%
19	Colorado Hold'Em Poker				
20	Multi-Bacc				
21	Wild Aruba Stud Poker				
22	Monopoly Poker				
23	Table Slots				
24	Rainbow Dice				
25	Triple Shot				
26	Blackjack Switch				
27	Let's Get Wild Poker				
28	Boston 5 Stud Poker				
29	Double Cross Poker				
30	Double Attack Blackjack				
31	Shao Pai Gow				
32	6 to 5 Blackjack				
33	Four Card Poker	6	216,438	1,308,349	16.5%
34	Suspense 21				
35	Two Card Royal				
36	Player's Choice Poker				
37	Superfun 21				
38	Hawaii Hi-Lo				
39	Texas Hold 'Em Bonus Poker	4	185,434	843,191	22.0%
40	House Way Pai Gow Poker				
41	Flop Poker				
42	Two Card Joker Poker				
43	Ultimate Texas Hold 'Em	1	87,455	442,863	19.7%
44	Asia Poker	2	194,154	586,285	33.1%
45	Winner's Pot Poker	2	5,707	19,461	29.3%
46	1 Bet Threat Texas Hold 'Em				
47	Mississippi Stud				
48	Mini-Tex 3 Card Hold'Em				
49	Supreme Pai Gow	1	11,499	63,269	18.2%
	Total -(Must agree with line 7 on Pg 1)	56	\$ 2,979,863	\$ 14,215,226	21.0%

BORGATA HOTEL CASINO AND SPA MONTHLY GROSS REVENUE TAX RETURN

FOR THE MONTH OF December, 2009

CASINO WIN - CURRENT MONTH

Line (a)	Type of Game (b)	Authorized Units (c)	Win or (Loss) (d)	Drop/Handle (e)	Win or (Loss) Percentage (f)
Table and Other Games:					
1	Blackjack	83	\$ 8,498,260	\$ 65,176,607	13.0%
2	Craps	14	3,180,593	15,442,434	20.6%
3	Roulette	21	2,207,036	10,300,061	21.4%
4	Big Six	1	69,245	170,140	40.7%
5	Baccarat	2	(316,786)	5,464,912	-5.8%
6	Minibaccarat	8	746,364	5,287,027	14.1%
7	Other Games - (Page 2)	53	3,947,646	17,113,898	23.1%
8	Subtotal - Table and Other Games	182	18,332,358	\$ 118,955,079	15.4%
9	Poker	85	1,935,080		
10	Total - Table and Other Games	267	\$ 20,267,438		
Slot Machines:					
11	\$.01 and .02 Slot Machines	1,137	\$ 8,497,641	\$ 75,545,769	11.2%
12	\$.05 Slot Machines	797	4,415,584	45,256,137	9.8%
13	\$.25 Slot Machines	641	2,767,259	32,061,013	8.6%
14	\$.50 Slot Machines	121	546,311	5,111,237	10.7%
15	\$ 1.00 Slot Machines	260	2,877,108	30,152,371	9.5%
16	\$ 5.00 Slot Machines	89	1,420,062	21,942,590	6.5%
17	\$ 25.00 Slot Machines	20	447,269	12,883,375	3.5%
18	\$100.00 Slot Machines	12	165,166	5,586,800	3.0%
19	Multi-denominational Slot Machines	795	7,375,728	116,664,090	6.3%
20	Other Slot Machines	53	521,396	10,627,466	4.9%
21	Total - Slot Machines	3,925	\$ 29,033,524	\$ 355,830,848	8.2%
22	Total Casino Win		\$ 49,300,962		


TAX ON GROSS REVENUE

23	Year-to-Date Table and Other Games Win	\$ 263,935,199
24	Year-to-Date Slot Machine Win	431,395,370
25	Year-to-Date Total Casino Win	\$ 695,330,569
26	Adjustments	\$ 647
27	Year-To-Date Gross Revenue	\$ 695,331,216
28	Deduction for Eligible Promotional Gaming Credits	\$ 39,847,311
29	Year-To-Date Taxable Gross Revenue	\$ 655,483,905
30	Gross Revenue Tax (8% of line 29).....	\$ 52,438,712
31	Less - Total Tax Paid in Prior Months.....	48,790,424
32	Total Tax Required for this Month (line 30 less line 31).....	\$ 3,648,288
33	Total Progressive Payout Liability - End of Month.....	\$ 802,216
34	Authorized Casino Square Footage - End of Month.....	136,667
35	Authorized Simulcasting Square Footage - End of Month.....	23,620
36	Simulcasting Revenue for the Month.....	\$ 137,962
37	Simulcasting Handle for the Month.....	\$ 1,569,192
38	Promotional Gaming Credits Wagered for the Month.....	\$ 3,439,172

Under penalties of perjury, I declare that I have examined this report, and to the best of my knowledge and belief, it is true and complete.

January 11, 2010

DATE



Betty J. Parker

Casino Controller Lic . # 8038-11

BORGATA HOTEL CASINO AND SPA
MONTHLY GROSS REVENUE TAX RETURN
SCHEDULE OF OTHER GAMES
FOR THE MONTH OF December, 2009

Line (a)	Type of Game (b)	Authorized Units (c)	Win or (Loss) (d)	Drop (e)	Win or (Loss) Percentage (f)
1	Red Dog				
2	Sic Bo				
3	Pai Gow Poker	6	547,984	1,769,707	31.0%
4	Pai Gow	2	117,105	646,854	18.1%
5	Pokette				
6	Double Down Stud Poker				
7	Keno				
8	Caribbean Stud Poker	4	266,596	908,767	29.3%
9	Let it Ride Poker	5	302,873	2,052,990	14.8%
10	Super 7 1/2				
11	Mini-Craps				
12	Three Card Poker	16	1,174,606	5,611,002	20.9%
13	Caribbean Draw Poker				
14	Mini-Dice				
15	Fast Action Hold 'Em				
16	Casino War				
17	Countdown				
18	Spanish 21	5	489,620	1,750,524	28.0%
19	Colorado Hold'Em Poker				
20	Multi-Bacc				
21	Wild Aruba Stud Poker				
22	Monopoly Poker				
23	Table Slots				
24	Rainbow Dice				
25	Triple Shot				
26	Blackjack Switch				
27	Let's Get Wild Poker				
28	Boston 5 Stud Poker				
29	Double Cross Poker				
30	Double Attack Blackjack				
31	Shao Pai Gow				
32	6 to 5 Blackjack				
33	Four Card Poker	4	382,006	1,818,853	21.0%
34	Suspense 21				
35	Two Card Royal				
36	Player's Choice Poker				
37	Superfun 21				
38	Hawaii Hi-Lo				
39	Texas Hold 'Em Bonus Poker	4	273,270	929,704	29.4%
40	House Way Pai Gow Poker				
41	Flop Poker	4	185,039	1,048,762	17.6%
42	Two Card Joker Poker				
43	Ultimate Texas Hold 'Em				
44	Asia Poker	3	208,547	576,735	36.2%
45	Winner's Pot Poker				
46	1 Bet Threat Texas Hold 'Em				
47	Mississippi Stud				
48	Mini-Tex 3 Card Hold'Em				
49	Supreme Pai Gow				
	Total -(Must agree with line 7 on Pg 1)	53	\$ 3,947,646	\$ 17,113,898	23.1%

CAESARS ATLANTIC CITY

MONTHLY GROSS REVENUE TAX RETURN

FOR THE MONTH OF DECEMBER, 2009

CASINO WIN - CURRENT MONTH

Line (a)	Type of Game (b)	Authorized Units (c)	Win or (Loss) (d)	Drop/Handle (e)	Win or (Loss) Percentage (f)
Table and Other Games:					
1	Blackjack	58	\$ 6,533,719	\$ 36,091,573	18.1%
2	Craps	13	2,020,133	12,470,214	16.2%
3	Roulette	16	1,761,074	7,935,622	22.2%
4	Big Six	1	64,855	138,308	46.9%
5	Baccarat	1	50,865	139,922	36.4%
6	Minibaccarat	12	2,220,407	10,314,105	21.5%
7	Other Games - (Page 2)	46	3,488,403	15,081,629	23.1%
8	Subtotal - Table and Other Games	147	16,139,456	\$ 82,171,373	19.6%
9	Poker	24	868,272		
10	Total - Table and Other Games	171	\$ 17,007,728		

Slot Machines:					
11	\$.01 and .02 Slot Machines	902	\$ 8,086,912	\$ 66,161,259	12.2%
12	\$.05 Slot Machines	301	1,793,435	16,157,477	11.1%
13	\$.25 Slot Machines	595	2,180,467	18,709,287	11.7%
14	\$.50 Slot Machines	105	439,530	3,896,472	11.3%
15	\$ 1.00 Slot Machines	337	2,585,310	28,497,134	9.1%
16	\$ 5.00 Slot Machines	73	1,047,706	16,093,795	6.5%
17	\$ 25.00 Slot Machines	16	384,669	4,136,225	9.3%
18	\$100.00 Slot Machines	13	242,178	3,795,900	6.4%
19	Multi-denominational Slot Machines	425	2,235,836	36,129,123	6.2%
20	Other Slot Machines	49	173,993	10,050,774	1.7%
21	Total - Slot Machines	2,816	\$ 19,170,036	\$ 203,627,446	9.4%
22	Total Casino Win		\$ 36,177,764		

TAX ON GROSS REVENUE

23	Year-to-Date Table and Other Games Win	\$ 175,456,897	
24	Year-to-Date Slot Machine Win	284,752,454	
25	Year-to-Date Total Casino Win	\$ 460,209,351	
26	Adjustments	\$ 34,836	
27	Year-To-Date Gross Revenue	\$ 460,244,187	
28	Deduction for Eligible Promotional Gaming Credits	\$ 30,004,733	
29	Year-To-Date Taxable Gross Revenue	\$ 430,239,454	
30	Gross Revenue Tax (8% of line 29).....	\$ 34,419,156	
31	Less - Total Tax Paid in Prior Months.....	31,747,474	
32	Total Tax Required for this Month (line 30 less line 31).....	\$ 2,671,682	
33	Total Progressive Payout Liability - End of Month.....	\$ 1,115,837	
34	Authorized Casino Square Footage - End of Month.....	111,453	
35	Authorized Simulcasting Square Footage - End of Month.....	30,081	
36	Simulcasting Revenue for the Month.....	\$ 49,907	
37	Simulcasting Handle for the Month.....	\$ 643,621	
38	Promotional Gaming Credits Wagered for the Month.....	\$ 2,497,748	

Under penalties of perjury, I declare that I have examined this report, and to the best of my knowledge and belief, it is true and complete.

January 11, 2010
DATE


DONNA HOGAN

OPERATIONAL CONTROLLER (7516-11)
TITLE (LICENSE NUMBER)

CAESARS ATLANTIC CITY
MONTHLY GROSS REVENUE TAX RETURN
SCHEDULE OF OTHER GAMES
FOR THE MONTH OF DECEMBER, 2009

Line (a)	Type of Game (b)	Authorized Units (c)	Win or (Loss) (d)	Drop (e)	Win or (Loss) Percentage (f)
1	Red Dog				
2	Sic Bo	1	36,344	144,048	25.2%
3	Pai Gow Poker	6	649,544	2,509,819	25.9%
4	Pai Gow	5	405,524	2,493,893	16.3%
5	Pokette				
6	Double Down Stud Poker				
7	Keno	3	21,666	60,642	35.7%
8	Caribbean Stud Poker	2	117,371	359,860	32.6%
9	Let it Ride Poker	3	105,939	616,995	17.2%
10	Super 7 1/2				
11	Mini-Craps				
12	Three Card Poker	10	944,387	3,538,190	26.7%
13	Caribbean Draw Poker				
14	Mini-Dice				
15	Fast Action Hold 'Em				
16	Casino War				
17	Countdown				
18	Spanish 21	6	336,207	1,594,543	21.1%
19	Colorado Hold'Em Poker				
20	Multi-Bacc				
21	Wild Aruba Stud Poker				
22	Monopoly Poker				
23	Table Slots				
24	Rainbow Dice				
25	Triple Shot				
26	Blackjack Switch				
27	Let's Get Wild Poker				
28	Boston 5 Stud Poker				
29	Double Cross Poker				
30	Double Attack Blackjack	1	78,548	353,525	22.2%
31	Shao Pai Gow				
32	6 to 5 Blackjack				
33	Four Card Poker	3	296,496	1,578,411	18.8%
34	Suspense 21				
35	Two Card Royal				
36	Player's Choice Poker				
37	Superfun 21				
38	Hawaii Hi-Lo				
39	Texas Hold 'Em Bonus Poker	3	121,928	428,349	28.5%
40	House Way Pai Gow Poker				
41	Flop Poker				
42	Two Card Joker Poker				
43	Ultimate Texas Hold 'Em	1	105,764	402,514	26.3%
44	Asia Poker	2	268,685	1,000,840	26.8%
45	Winner's Pot Poker				
46	1 Bet Threat Texas Hold 'Em				
47	Mississippi Stud				
48	Mini-Tex 3 Card Hold'Em				
49	Supreme Pai Gow				
	Total -(Must agree with line 7 on Pg 1)	46	\$ 3,488,403	\$ 15,081,629	23.1%

HARRAH'S RESORT

MONTHLY GROSS REVENUE TAX RETURN

FOR THE MONTH OF DECEMBER, 2009

CASINO WIN - CURRENT MONTH

Line (a)	Type of Game (b)	Authorized Units (c)	Win or (Loss) (d)	Drop/Handle (e)	Win or (Loss) Percentage (f)
Table and Other Games:					
1	Blackjack	53	\$ 2,917,168	\$ 21,198,604	13.8%
2	Craps	6	1,244,466	6,767,215	18.4%
3	Roulette	12	871,487	4,800,821	18.2%
4	Big Six	1	11,695	25,305	46.2%
5	Baccarat	0	0	0	0.0%
6	Minibaccarat	6	190,222	5,099,320	3.7%
7	Other Games - (Page 2)	31	1,926,538	8,961,171	21.5%
8	Subtotal - Table and Other Games	109	7,161,576	\$ 46,852,436	15.3%
9	Poker	40	1,142,180		
10	Total - Table and Other Games	149	\$ 8,303,756		
Slot Machines:					
11	\$.01 and .02 Slot Machines	335	\$ 2,874,334	\$ 32,776,212	8.8%
12	\$.05 Slot Machines	468	4,353,862	35,845,841	12.1%
13	\$.25 Slot Machines	713	4,966,514	48,419,889	10.3%
14	\$.50 Slot Machines	30	156,237	1,856,331	8.4%
15	\$ 1.00 Slot Machines	314	3,328,139	37,033,188	9.0%
16	\$ 5.00 Slot Machines	73	576,169	11,129,420	5.2%
17	\$ 25.00 Slot Machines	16	139,585	3,854,700	3.6%
18	\$100.00 Slot Machines	10	61,654	1,721,400	3.6%
19	Multi-denominational Slot Machines	1,161	9,882,749	133,170,057	7.4%
20	Other Slot Machines	26	35,956	2,931,336	1.2%
21	Total - Slot Machines	3,146	\$ 26,375,199	\$ 308,738,374	8.5%
22	Total Casino Win		\$ 34,678,955		

TAX ON GROSS REVENUE

23	Year-to-Date Table and Other Games Win	\$ 100,151,362
24	Year-to-Date Slot Machine Win	388,327,533
25	Year-to-Date Total Casino Win	\$ 488,478,895
26	Adjustments	\$ 64
27	Year-To-Date Gross Revenue	\$ 488,478,959
28	Deduction for Eligible Promotional Gaming Credits	\$ 28,631,508
29	Year-To-Date Taxable Gross Revenue	\$ 459,847,451
30	Gross Revenue Tax (8% of line 29).....	\$ 36,787,796
31	Less - Total Tax Paid in Prior Months.....	34,226,013
32	Total Tax Required for this Month (line 30 less line 31).....	\$ 2,561,783
33	Total Progressive Payout Liability - End of Month.....	\$ 1,233,728
34	Authorized Casino Square Footage - End of Month.....	172,655
35	Authorized Simulcasting Square Footage - End of Month.....	569
36	Simulcasting Revenue for the Month.....	\$ 38,919
37	Simulcasting Handle for the Month.....	\$ 476,710
38	Promotional Gaming Credits Wagered for the Month.....	\$ 3,264,247

Under penalties of perjury, I declare that I have examined this report, and to the best of my knowledge and belief, it is true and complete.

January 11, 2010
DATE

Joseph Lodise
Joseph Lodise

Operations Controller (008900-11)
TITLE (LICENSE NUMBER)

HARRAH'S RESORT
MONTHLY GROSS REVENUE TAX RETURN
SCHEDULE OF OTHER GAMES
FOR THE MONTH OF DECEMBER, 2009

Line (a)	Type of Game (b)	Authorized Units (c)	Win or (Loss) (d)	Drop (e)	Win or (Loss) Percentage (f)
1	Red Dog				
2	Sic Bo				
3	Pai Gow Poker	3	86,623	710,658	12.2%
4	Pai Gow	1	11,991	396,042	3.0%
5	Pokette				
6	Double Down Stud Poker				
7	Keno	4	38,498	125,089	30.8%
8	Caribbean Stud Poker	1	57,836	232,906	24.8%
9	Let it Ride Poker	4	376,726	1,500,896	25.1%
10	Super 7 1/2				
11	Mini-Craps				
12	Three Card Poker	10	726,380	2,972,316	24.4%
13	Caribbean Draw Poker				
14	Mini-Dice				
15	Fast Action Hold 'Em				
16	Casino War				
17	Countdown				
18	Spanish 21	1	63,106	465,304	13.6%
19	Colorado Hold'Em Poker				
20	Multi-Bacc				
21	Wild Aruba Stud Poker				
22	Monopoly Poker				
23	Table Slots				
24	Rainbow Dice				
25	Triple Shot				
26	Blackjack Switch				
27	Let's Get Wild Poker				
28	Boston 5 Stud Poker				
29	Double Cross Poker				
30	Double Attack Blackjack	1	65,587	201,908	32.5%
31	Shao Pai Gow				
32	6 to 5 Blackjack				
33	Four Card Poker	2	160,785	770,342	20.9%
34	Suspense 21				
35	Two Card Royal				
36	Player's Choice Poker				
37	Superfun 21				
38	Hawaii Hi-Lo				
39	Texas Hold 'Em Bonus Poker	1	127,611	419,594	30.4%
40	House Way Pai Gow Poker				
41	Flop Poker	3	211,395	1,166,116	18.1%
42	Two Card Joker Poker				
43	Ultimate Texas Hold 'Em				
44	Asia Poker				
45	Winner's Pot Poker				
46	1 Bet Threat Texas Hold 'Em				
47	Mississippi Stud				
48	Mini-Tex 3 Card Hold'Em				
49	Supreme Pai Gow				
	Total -(Must agree with line 7 on Pg 1)	31	\$ 1,926,538	\$ 8,961,171	21.5%

RESORTS ATLANTIC CITY

MONTHLY GROSS REVENUE TAX RETURN

FOR THE MONTH OF DECEMBER, 2009

CASINO WIN - CURRENT MONTH

Line (a)	Type of Game (b)	Authorized Units (c)	Win or (Loss) (d)	Drop/Handle (e)	Win or (Loss) Percentage (f)
Table and Other Games:					
1	Blackjack	34	\$ 1,438,939	\$ 7,726,958	18.6%
2	Craps	5	221,207	1,660,164	13.3%
3	Roulette	9	311,978	1,291,240	24.2%
4	Big Six	1	6,886	20,094	34.3%
5	Baccarat	1	60,586	20,834	290.8%
6	Minibaccarat	17	1,275,188	10,125,518	12.6%
7	Other Games - (Page 2)	15	363,932	2,158,649	16.9%
8	Subtotal - Table and Other Games	82	3,678,716	\$ 23,003,457	16.0%
9	Poker	2	1,507		
10	Total - Table and Other Games	84	\$ 3,680,223		

Slot Machines:					
11	\$.01 and .02 Slot Machines	598	\$ 2,578,583	\$ 21,375,603	12.1%
12	\$.05 Slot Machines	188	325,060	3,597,567	9.0%
13	\$.25 Slot Machines	425	1,011,137	11,657,470	8.7%
14	\$.50 Slot Machines	47	77,822	1,418,924	5.5%
15	\$ 1.00 Slot Machines	179	565,712	7,714,153	7.3%
16	\$ 5.00 Slot Machines	52	352,741	3,985,940	8.8%
17	\$ 25.00 Slot Machines	10	180,717	1,326,575	13.6%
18	\$100.00 Slot Machines	10	56,300	924,400	6.1%
19	Multi-denominational Slot Machines	827	2,946,610	45,218,213	6.5%
20	Other Slot Machines	20	74,278	1,453,870	5.1%
21	Total - Slot Machines	2,356	\$ 8,168,960	\$ 98,672,715	8.3%
22	Total Casino Win		\$ 11,849,183		

TAX ON GROSS REVENUE

23	Year-to-Date Table and Other Games Win	\$ 49,285,001
24	Year-to-Date Slot Machine Win	142,390,803
25	Year-to-Date Total Casino Win	\$ 191,675,804
26	Adjustments	\$ (118,773)
27	Year-To-Date Gross Revenue	\$ 191,557,031
28	Deduction for Eligible Promotional Gaming Credits	\$ 13,492,301
29	Year-To-Date Taxable Gross Revenue	\$ 178,064,730
30	Gross Revenue Tax (8% of line 29).....	\$ 14,245,178
31	Less - Total Tax Paid in Prior Months.....	13,397,627
32	Total Tax Required for this Month (line 30 less line 31).....	\$ 847,551
33	Total Progressive Payout Liability - End of Month.....	\$ 313,269
34	Authorized Casino Square Footage - End of Month.....	99,029
35	Authorized Simulcasting Square Footage - End of Month.....	
36	Simulcasting Revenue for the Month.....	
37	Simulcasting Handle for the Month.....	
38	Promotional Gaming Credits Wagered for the Month.....	\$ 1,461,030

Under penalties of perjury, I declare that I have examined this report, and to the best of my knowledge and belief, it is true and complete.

January 11, 2010

DATE

Walter Simon

WALTER SIMON

Dir. Operational Accting 3930-11

TITLE (LICENSE NUMBER)

RESORTS ATLANTIC CITY
MONTHLY GROSS REVENUE TAX RETURN
SCHEDULE OF OTHER GAMES
FOR THE MONTH OF DECEMBER, 2009

Line (a)	Type of Game (b)	Authorized Units (c)	Win or (Loss) (d)	Drop (e)	Win or (Loss) Percentage (f)
1	Red Dog				
2	Sic Bo				
3	Pai Gow Poker	1	52,596	233,633	22.5%
4	Pai Gow	2	(36,254)	434,982	-8.3%
5	Pokette				
6	Double Down Stud Poker				
7	Keno				
8	Caribbean Stud Poker				
9	Let it Ride Poker	2	88,022	328,542	26.8%
10	Super 7 1/2				
11	Mini-Craps				
12	Three Card Poker	5	160,840	757,126	21.2%
13	Caribbean Draw Poker				
14	Mini-Dice				
15	Fast Action Hold 'Em				
16	Casino War				
17	Countdown				
18	Spanish 21	3	83,935	351,976	23.8%
19	Colorado Hold'Em Poker				
20	Multi-Bacc				
21	Wild Aruba Stud Poker				
22	Monopoly Poker				
23	Table Slots				
24	Rainbow Dice				
25	Triple Shot				
26	Blackjack Switch				
27	Let's Get Wild Poker				
28	Boston 5 Stud Poker				
29	Double Cross Poker				
30	Double Attack Blackjack				
31	Shao Pai Gow				
32	6 to 5 Blackjack				
33	Four Card Poker				
34	Suspense 21				
35	Two Card Royal				
36	Player's Choice Poker				
37	Superfun 21				
38	Hawaii Hi-Lo				
39	Texas Hold 'Em Bonus Poker	1	6,898	16,465	41.9%
40	House Way Pai Gow Poker				
41	Flop Poker	1	7,895	35,925	22.0%
42	Two Card Joker Poker				
43	Ultimate Texas Hold 'Em				
44	Asia Poker				
45	Winner's Pot Poker				
46	1 Bet Threat Texas Hold 'Em				
47	Mississippi Stud				
48	Mini-Tex 3 Card Hold'Em				
	Total -(Must agree with line 7 on Pg 1)	15	\$ 363,932	\$ 2,158,649	16.9%

SHOWBOAT MONTHLY GROSS REVENUE TAX RETURN

FOR THE MONTH OF DECEMBER, 2009

CASINO WIN - CURRENT MONTH

Line (a)	Type of Game (b)	Authorized Units (c)	Win or (Loss) (d)	Drop/Handle (e)	Win or (Loss) Percentage (f)
Table and Other Games:					
1	Blackjack	46	\$ 1,313,648	\$ 8,395,523	15.6%
2	Craps	5	300,918	2,868,964	10.5%
3	Roulette	9	388,614	2,048,865	19.0%
4	Big Six	1	23,421	54,117	43.3%
5	Baccarat				0.0%
6	Minibaccarat	8	954,753	7,035,934	13.6%
7	Other Games - (Page 2)	22	1,021,546	4,898,332	20.9%
8	Subtotal - Table and Other Games	91	4,002,900	\$ 25,301,735	15.8%
9	Poker	28	320,807		
10	Total - Table and Other Games	119	\$ 4,323,707		

Slot Machines:					
11	\$.01 and .02 Slot Machines	532	\$ 3,582,760	\$ 29,382,985	12.2%
12	\$.05 Slot Machines	165	2,306,520	16,294,892	14.2%
13	\$.25 Slot Machines	309	1,718,186	19,353,101	8.9%
14	\$.50 Slot Machines	3	11,581	138,695	8.3%
15	\$ 1.00 Slot Machines	160	1,087,464	16,275,307	6.7%
16	\$ 5.00 Slot Machines	29	128,228	3,899,910	3.3%
17	\$ 25.00 Slot Machines	3	29,475	498,600	5.9%
18	\$100.00 Slot Machines	3	30,226	335,000	9.0%
19	Multi-denominational Slot Machines	1,636	8,215,249	77,705,651	10.6%
20	Other Slot Machines	5	74,476	399,730	18.6%
21	Total - Slot Machines	2,845	\$ 17,184,165	\$ 164,283,871	10.5%
22	Total Casino Win		\$ 21,507,872		

TAX ON GROSS REVENUE

23	Year-to-Date Table and Other Games Win	\$ 57,397,349
24	Year-to-Date Slot Machine Win	259,277,744
25	Year-to-Date Total Casino Win	\$ 316,675,093
26	Adjustments	\$ 1,256
27	Year-To-Date Gross Revenue	\$ 316,676,349
28	Deduction for Eligible Promotional Gaming Credits	\$ 20,398,776
29	Year-To-Date Taxable Gross Revenue	\$ 296,277,573
30	Gross Revenue Tax (8% of line 29).....	\$ 23,702,206
31	Less - Total Tax Paid in Prior Months.....	22,132,984
32	Total Tax Required for this Month (line 30 less line 31).....	\$ 1,569,222
33	Total Progressive Payout Liability - End of Month.....	\$ 1,613,764
34	Authorized Casino Square Footage - End of Month.....	123,378
35	Authorized Simulcasting Square Footage - End of Month.....	17,086
36	Simulcasting Revenue for the Month.....	\$ 29,785
37	Simulcasting Handle for the Month.....	\$ 369,730
38	Promotional Gaming Credits Wagered for the Month.....	\$ 3,603,538

Under penalties of perjury, I declare that I have examined this report, and to the best of my knowledge and belief, it is true and complete.

January 8, 2010
DATE



Gail Myers

Operations Controller 3470-11
TITLE (LICENSE NUMBER)

**SHOWBOAT
MONTHLY GROSS REVENUE TAX RETURN
SCHEDULE OF OTHER GAMES
FOR THE MONTH OF DECEMBER, 2009**

Line (a)	Type of Game (b)	Authorized Units (c)	Win or (Loss) (d)	Drop (e)	Win or (Loss) Percentage (f)
1	Red Dog				
2	Sic Bo				
3	Pai Gow Poker	3	107,035	702,572	15.2%
4	Pai Gow	2	61,121	591,619	10.3%
5	Pokette				
6	Double Down Stud Poker				
7	Keno				
8	Caribbean Stud Poker	1	22,298	76,477	29.2%
9	Let it Ride Poker	3	132,782	534,773	24.8%
10	Super 7 1/2				
11	Mini-Craps				
12	Three Card Poker	7	391,774	1,382,513	28.3%
13	Caribbean Draw Poker				
14	Mini-Dice				
15	Fast Action Hold 'Em				
16	Casino War				
17	Countdown				
18	Spanish 21	1	34,629	307,564	11.3%
19	Colorado Hold'Em Poker				
20	Multi-Bacc				
21	Wild Aruba Stud Poker				
22	Monopoly Poker				
23	Table Slots				
24	Rainbow Dice				
25	Triple Shot				
26	Blackjack Switch				
27	Let's Get Wild Poker				
28	Boston 5 Stud Poker				
29	Double Cross Poker				
30	Double Attack Blackjack	1	89,663	361,891	24.8%
31	Shao Pai Gow				
32	6 to 5 Blackjack				
33	Four Card Poker	1	52,896	264,764	20.0%
34	Suspense 21				
35	Two Card Royal				
36	Player's Choice Poker				
37	Superfun 21				
38	Hawaii Hi-Lo				
39	Texas Hold 'Em Bonus Poker	1	70,008	258,416	27.1%
40	House Way Pai Gow Poker				
41	Flop Poker	2	59,340	417,743	14.2%
42	Two Card Joker Poker				
43	Ultimate Texas Hold 'Em				
44	Asia Poker				
45	Winner's Pot Poker				
46	1 Bet Threat Texas Hold 'Em				
47	Mississippi Stud				
48	Mini-Tex 3 Card Hold'Em				
49	Supreme Pai Gow				
	Total -(Must agree with line 7 on Pg 1)	22	\$ 1,021,546	\$ 4,898,332	20.9%

TROPICANA CASINO & RESORT

MONTHLY GROSS REVENUE TAX RETURN

FOR THE MONTH OF DECEMBER, 2009

CASINO WIN - CURRENT MONTH

Line (a)	Type of Game (b)	Authorized Units (c)	Win or (Loss) (d)	Drop/Handle (e)	Win or (Loss) Percentage (f)
Table and Other Games:					
1	Blackjack	62	\$ 1,286,930	\$ 16,770,875	7.7%
2	Craps	8	730,819	6,311,643	11.6%
3	Roulette	17	1,020,778	4,757,315	21.5%
4	Big Six	2	99,505	260,648	38.2%
5	Baccarat	1	7,273	33,551	21.7%
6	Minibaccarat	12	1,339,147	7,876,512	17.0%
7	Other Games - (Page 2)	33	1,657,434	7,826,988	21.2%
8	Subtotal - Table and Other Games	135	6,141,886	\$ 43,837,532	14.0%
9	Poker	35	486,801		
10	Total - Table and Other Games	170	\$ 6,628,687		
Slot Machines:					
11	\$.01 and .02 Slot Machines	776	\$ 4,768,626	\$ 40,918,331	11.7%
12	\$.05 Slot Machines	271	1,009,528	12,021,014	8.4%
13	\$.25 Slot Machines	325	1,665,876	21,556,266	7.7%
14	\$.50 Slot Machines	38	212,751	2,333,222	9.1%
15	\$ 1.00 Slot Machines	236	1,438,666	18,695,727	7.7%
16	\$ 5.00 Slot Machines	55	381,198	5,116,935	7.4%
17	\$ 25.00 Slot Machines	15	110,472	900,725	12.3%
18	\$100.00 Slot Machines	12	54,940	593,300	9.3%
19	Multi-denominational Slot Machines	1,383	5,844,758	70,159,081	8.3%
20	Other Slot Machines	47	273,553	2,986,178	9.2%
21	Total - Slot Machines	3,158	\$ 15,760,368	\$ 175,280,779	9.0%
22	Total Casino Win		\$ 22,389,055		

TAX ON GROSS REVENUE

23	Year-to-Date Table and Other Games Win	\$ 91,822,325
24	Year-to-Date Slot Machine Win	221,775,764
25	Year-to-Date Total Casino Win	\$ 313,598,089
26	Adjustments	
27	Year-To-Date Gross Revenue	\$ 313,598,089
28	Deduction for Eligible Promotional Gaming Credits	\$ 20,149,024
29	Year-To-Date Taxable Gross Revenue	\$ 293,449,065
30	Gross Revenue Tax (8% of line 29).....	\$ 23,475,925
31	Less - Total Tax Paid in Prior Months.....	21,834,368
32	Total Tax Required for this Month (line 30 less line 31).....	\$ 1,641,557
33	Total Progressive Payout Liability - End of Month.....	\$ 1,154,135
34	Authorized Casino Square Footage - End of Month.....	135,795
35	Authorized Simulcasting Square Footage - End of Month.....	6,954
36	Simulcasting Revenue for the Month.....	\$ 27,137
37	Simulcasting Handle for the Month.....	\$ 307,014
38	Promotional Gaming Credits Wagered for the Month.....	\$ 2,227,442

Under penalties of perjury, I declare that I have examined this report, and to the best of my knowledge and belief, it is true and complete.

January 11, 2010

DATE



Jeff Bohrer

Casino Controller, 7488-11

TROPICANA CASINO & RESORT
MONTHLY GROSS REVENUE TAX RETURN
SCHEDULE OF OTHER GAMES
FOR THE MONTH OF DECEMBER, 2009

Line (a)	Type of Game (b)	Authorized Units (c)	Win or (Loss) (d)	Drop (e)	Win or (Loss) Percentage (f)
1	Red Dog				
2	Sic Bo				
3	Pai Gow Poker	4	88,964	671,021	13.3%
4	Pai Gow	3	27,453	1,201,669	2.3%
5	Pokette				
6	Double Down Stud Poker				
7	Keno				
8	Caribbean Stud Poker	1	93,588	293,714	31.9%
9	Let it Ride Poker	3	113,416	563,582	20.1%
10	Super 7 1/2				
11	Mini-Craps				
12	Three Card Poker	11	631,221	2,376,298	26.6%
13	Caribbean Draw Poker				
14	Mini-Dice				
15	Fast Action Hold 'Em				
16	Casino War				
17	Countdown				
18	Spanish 21	5	294,518	1,157,299	25.4%
19	Colorado Hold'Em Poker				
20	Multi-Bacc				
21	Wild Aruba Stud Poker				
22	Monopoly Poker				
23	Table Slots				
24	Rainbow Dice				
25	Triple Shot				
26	Blackjack Switch				
27	Let's Get Wild Poker				
28	Boston 5 Stud Poker				
29	Double Cross Poker				
30	Double Attack Blackjack	1	111,056	367,073	30.3%
31	Shao Pai Gow				
32	6 to 5 Blackjack				
33	Four Card Poker	2	76,097	501,749	15.2%
34	Suspense 21				
35	Two Card Royal				
36	Player's Choice Poker				
37	Superfun 21				
38	Hawaii Hi-Lo				
39	Texas Hold 'Em Bonus Poker	3	221,121	694,583	31.8%
40	House Way Pai Gow Poker				
41	Flop Poker				
42	Two Card Joker Poker				
43	Ultimate Texas Hold 'Em				
44	Asia Poker				
45	Winner's Pot Poker				
46	1 Bet Threat Texas Hold 'Em				
47	Mississippi Stud				
48	Mini-Tex 3 Card Hold'Em				
49	Supreme Pai Gow				
	Total -(Must agree with line 7 on Pg 1)	33	\$ 1,657,434	\$ 7,826,988	21.2%

TRUMP MARINA

MONTHLY GROSS REVENUE TAX RETURN

FOR THE MONTH OF DECEMBER, 2009

CASINO WIN - CURRENT MONTH

Line (a)	Type of Game (b)	Authorized Units (c)	Win or (Loss) (d)	Drop/Handle (e)	Win or (Loss) Percentage (f)
Table and Other Games:					
1	Blackjack	29	\$ 395,507	\$ 5,161,651	7.7%
2	Craps	6	235,676	2,385,963	9.9%
3	Roulette	6	210,390	831,881	25.3%
4	Big Six	0	0	0	0.0%
5	Baccarat	1	(13,324)	19,000	-70.1%
6	Minibaccarat	7	561,865	5,046,267	11.1%
7	Other Games - (Page 2)	22	655,642	2,645,147	24.8%
8	Subtotal - Table and Other Games	71	2,045,756	\$ 16,089,909	12.7%
9	Poker				
10	Total - Table and Other Games	71	\$ 2,045,756		


Slot Machines:					
11	\$.01 and .02 Slot Machines	560	\$ 3,163,294	\$ 28,714,598	11.0%
12	\$.05 Slot Machines	264	1,111,595	11,034,524	10.1%
13	\$.25 Slot Machines	404	1,215,321	14,004,471	8.7%
14	\$.50 Slot Machines	50	130,376	1,866,108	7.0%
15	\$ 1.00 Slot Machines	233	1,039,793	13,401,412	7.8%
16	\$ 5.00 Slot Machines	48	230,456	3,421,560	6.7%
17	\$ 25.00 Slot Machines	10	(8,959)	307,150	-2.9%
18	\$100.00 Slot Machines	5	51,510	260,700	19.8%
19	Multi-denominational Slot Machines	225	1,032,973	13,646,044	7.6%
20	Other Slot Machines	16	41,041	1,047,056	3.9%
21	Total - Slot Machines	1,815	\$ 8,007,400	\$ 87,703,623	9.1%
22	Total Casino Win		\$ 10,053,156		

TAX ON GROSS REVENUE

23	Year-to-Date Table and Other Games Win	\$ 37,329,676
24	Year-to-Date Slot Machine Win	125,270,157
25	Year-to-Date Total Casino Win	\$ 162,599,833
26	Adjustments	\$ 3,589
27	Year-To-Date Gross Revenue	\$ 162,603,422
28	Deduction for Eligible Promotional Gaming Credits	\$ 11,749,637
29	Year-To-Date Taxable Gross Revenue	\$ 150,853,785
30	Gross Revenue Tax (8% of line 29).....	\$ 12,068,303
31	Less - Total Tax Paid in Prior Months.....	11,351,233
32	Total Tax Required for this Month (line 30 less line 31).....	\$ 717,070
33	Total Progressive Payout Liability - End of Month.....	\$ 540,048
34	Authorized Casino Square Footage - End of Month.....	78,535
35	Authorized Simulcasting Square Footage - End of Month.....	
36	Simulcasting Revenue for the Month.....	
37	Simulcasting Handle for the Month.....	
38	Promotional Gaming Credits Wagered for the Month.....	\$ 825,305

Under penalties of perjury, I declare that I have examined this report, and to the best of my knowledge and belief, it is true and complete.

January 11, 2010
DATE


Robert Allen

Director of Casino Finance 6793-11
TITLE (LICENSE NUMBER)

TRUMP MARINA
MONTHLY GROSS REVENUE TAX RETURN
SCHEDULE OF OTHER GAMES
FOR THE MONTH OF DECEMBER, 2009

Line (a)	Type of Game (b)	Authorized Units (c)	Win or (Loss) (d)	Drop (e)	Win or (Loss) Percentage (f)
1	Red Dog				
2	Sic Bo				
3	Pai Gow Poker	2	59,258	366,687	16.2%
4	Pai Gow	2	61,226	176,465	34.7%
5	Pokette				
6	Double Down Stud Poker				
7	Keno				
8	Caribbean Stud Poker	1	19,355	70,222	27.6%
9	Let it Ride Poker	2	123,624	479,396	25.8%
10	Super 7 1/2				
11	Mini-Craps				
12	Three Card Poker	5	217,910	731,249	29.8%
13	Caribbean Draw Poker				
14	Mini-Dice				
15	Fast Action Hold 'Em				
16	Casino War				
17	Countdown				
18	Spanish 21	3	65,152	300,757	21.7%
19	Colorado Hold'Em Poker				
20	Multi-Bacc				
21	Wild Aruba Stud Poker				
22	Monopoly Poker				
23	Table Slots				
24	Rainbow Dice				
25	Triple Shot				
26	Blackjack Switch				
27	Let's Get Wild Poker				
28	Boston 5 Stud Poker				
29	Double Cross Poker				
30	Double Attack Blackjack				
31	Shao Pai Gow				
32	6 to 5 Blackjack				
33	Four Card Poker	1	33,680	184,502	18.3%
34	Suspense 21				
35	Two Card Royal				
36	Player's Choice Poker				
37	Superfun 21				
38	Hawaii Hi-Lo				
39	Texas Hold 'Em Bonus Poker	1	658	1,840	35.8%
40	House Way Pai Gow Poker				
41	Flop Poker	1	9,384	40,532	23.2%
42	Two Card Joker Poker				
43	Ultimate Texas Hold 'Em	2	43,955	187,503	23.4%
44	Asia Poker				
45	Winner's Pot Poker				
46	1 Bet Threat Texas Hold 'Em				
47	Mississippi Stud	1	13,689	87,905	15.6%
48	Mini-Tex 3 Card Hold'Em	1	7,751	18,089	42.8%
49	Supreme Pai Gow				
	Total -(Must agree with line 7 on Pg 1)	22	\$ 655,642	\$ 2,645,147	24.8%

TRUMP PLAZA

MONTHLY GROSS REVENUE TAX RETURN

FOR THE MONTH OF DECEMBER, 2009

CASINO WIN - CURRENT MONTH

Line (a)	Type of Game (b)	Authorized Units (c)	Win or (Loss) (d)	Drop/Handle (e)	Win or (Loss) Percentage (f)
Table and Other Games:					
1	Blackjack	30	1,296,192	\$ 13,205,799	9.8%
2	Craps	4	631,394	3,005,028	21.0%
3	Roulette	8	533,599	3,171,561	16.8%
4	Big Six	0	0	0	0.0%
5	Baccarat	0	0	0	0.0%
6	Minibaccarat	9	875,776	6,257,511	14.0%
7	Other Games - (Page 2)	20	1,152,082	4,882,449	23.6%
8	Subtotal - Table and Other Games	71	4,489,043	\$ 30,522,348	14.7%
9	Poker				
10	Total - Table and Other Games	71	\$ 4,489,043		


Slot Machines:					
11	\$.01 and .02 Slot Machines	558	\$ 3,463,239	\$ 29,127,217	11.9%
12	\$.05 Slot Machines	170	700,212	6,214,234	11.3%
13	\$.25 Slot Machines	515	1,571,375	21,456,375	7.3%
14	\$.50 Slot Machines	79	340,767	5,428,636	6.3%
15	\$ 1.00 Slot Machines	203	878,301	13,438,193	6.5%
16	\$ 5.00 Slot Machines	55	325,591	6,959,635	4.7%
17	\$ 25.00 Slot Machines	13	(51,006)	1,127,500	-4.5%
18	\$100.00 Slot Machines	6	34,080	467,300	7.3%
19	Multi-denominational Slot Machines	142	1,001,017	12,768,738	7.8%
20	Other Slot Machines	67	217,966	5,209,902	4.2%
21	Total - Slot Machines	1,808	\$ 8,481,542	\$ 102,197,730	8.3%
22	Total Casino Win		\$ 12,970,585		

TAX ON GROSS REVENUE

23	Year-to-Date Table and Other Games Win	\$ 59,749,546
24	Year-to-Date Slot Machine Win	142,521,259
25	Year-to-Date Total Casino Win	\$ 202,270,805
26	Adjustments	\$ 10,662
27	Year-To-Date Gross Revenue	\$ 202,281,467
28	Deduction for Eligible Promotional Gaming Credits	\$ 14,453,287
29	Year-To-Date Taxable Gross Revenue	\$ 187,828,180
30	Gross Revenue Tax (8% of line 29).....	\$ 15,026,254
31	Less - Total Tax Paid in Prior Months.....	14,095,836
32	Total Tax Required for this Month (line 30 less line 31).....	\$ 930,418
33	Total Progressive Payout Liability - End of Month.....	\$ 570,837
34	Authorized Casino Square Footage - End of Month.....	86,923
35	Authorized Simulcasting Square Footage - End of Month.....	
36	Simulcasting Revenue for the Month.....	
37	Simulcasting Handle for the Month.....	
38	Promotional Gaming Credits Wagered for the Month.....	\$ 516,116

Under penalties of perjury, I declare that I have examined this report, and to the best of my knowledge and belief, it is true and complete.

January 11, 2010
DATE


Ron Alcorn

Casino Controller (1623-11)

TRUMP PLAZA
MONTHLY GROSS REVENUE TAX RETURN
SCHEDULE OF OTHER GAMES
FOR THE MONTH OF DECEMBER, 2009

Line (a)	Type of Game (b)	Authorized Units (c)	Win or (Loss) (d)	Drop (e)	Win or (Loss) Percentage (f)
1	Red Dog				
2	Sic Bo				
3	Pai Gow Poker	2	129,288	576,997	22.4%
4	Pai Gow	2	143,536	517,814	27.7%
5	Pokette				
6	Double Down Stud Poker				
7	Keno				
8	Caribbean Stud Poker				
9	Let it Ride Poker	2	90,503	461,302	19.6%
10	Super 7 1/2				
11	Mini-Craps				
12	Three Card Poker	6	356,711	1,385,092	25.8%
13	Caribbean Draw Poker				
14	Mini-Dice				
15	Fast Action Hold 'Em				
16	Casino War				
17	Countdown				
18	Spanish 21	3	200,672	986,632	20.3%
19	Colorado Hold'Em Poker				
20	Multi-Bacc				
21	Wild Aruba Stud Poker				
22	Monopoly Poker				
23	Table Slots				
24	Rainbow Dice				
25	Triple Shot				
26	Blackjack Switch				
27	Let's Get Wild Poker				
28	Boston 5 Stud Poker				
29	Double Cross Poker				
30	Double Attack Blackjack				
31	Shao Pai Gow				
32	6 to 5 Blackjack				
33	Four Card Poker	2	116,121	517,527	22.4%
34	Suspense 21				
35	Two Card Royal				
36	Player's Choice Poker				
37	Superfun 21				
38	Hawaii Hi-Lo				
39	Texas Hold 'Em Bonus Poker	2	38,734	236,542	16.4%
40	House Way Pai Gow Poker				
41	Flop Poker				
42	Two Card Joker Poker				
43	Ultimate Texas Hold 'Em				
44	Asia Poker	1	76,517	200,543	38.2%
45	Winner's Pot Poker				
46	1 Bet Threat Texas Hold 'Em				
47	Mississippi Stud				
48	Mini-Tex 3 Card Hold'Em				
49	Supreme Pai Gow				
	Total -(Must agree with line 7 on Pg 1)	20	\$ 1,152,082	\$ 4,882,449	23.6%

TRUMP TAJ MAHAL CASINO RESORT

MONTHLY GROSS REVENUE TAX RETURN

FOR THE MONTH OF DECEMBER, 2009

CASINO WIN - CURRENT MONTH


Line (a)	Type of Game (b)	Authorized Units (c)	Win or (Loss) (d)	Drop/Handle (e)	Win or (Loss) Percentage (f)
Table and Other Games:					
1	Blackjack	62	\$ 2,101,861	\$ 29,085,608	7.2%
2	Craps	12	72,393	12,925,313	0.6%
3	Roulette	14	1,292,009	6,077,011	21.3%
4	Big Six	1	30,020	80,053	37.5%
5	Baccarat	1	166,475	331,062	50.3%
6	Minibaccarat	10	1,912,510	9,026,956	21.2%
7	Other Games - (Page 2)	34	2,641,578	10,280,700	25.7%
8	Subtotal - Table and Other Games	134	8,216,846	\$ 67,806,703	12.1%
9	Poker	70	1,279,144		
10	Total - Table and Other Games	204	\$ 9,495,990		
Slot Machines:					
11	\$.01 and .02 Slot Machines	1,030	\$ 6,773,105	\$ 56,890,753	11.9%
12	\$.05 Slot Machines	243	1,638,336	18,029,863	9.1%
13	\$.25 Slot Machines	679	2,623,663	32,700,561	8.0%
14	\$.50 Slot Machines	37	153,561	1,478,209	10.4%
15	\$ 1.00 Slot Machines	370	2,679,791	39,409,966	6.8%
16	\$ 5.00 Slot Machines	78	622,278	13,251,535	4.7%
17	\$ 25.00 Slot Machines	15	239,812	2,413,600	9.9%
18	\$100.00 Slot Machines	23	646,554	4,770,900	13.6%
19	Multi-denominational Slot Machines	488	2,914,426	39,488,181	7.4%
20	Other Slot Machines	33	214,722	2,808,495	7.6%
21	Total - Slot Machines	2,996	\$ 18,506,248	\$ 211,242,063	8.8%
22	Total Casino Win		\$ 28,002,238		

TAX ON GROSS REVENUE

23	Year-to-Date Table and Other Games Win	\$ 172,268,053
24	Year-to-Date Slot Machine Win	273,706,207
25	Year-to-Date Total Casino Win	\$ 445,974,260
26	Adjustments	\$ 8,953
27	Year-To-Date Gross Revenue	\$ 445,983,213
28	Deduction for Eligible Promotional Gaming Credits	\$ 26,427,121
29	Year-To-Date Taxable Gross Revenue	\$ 419,556,092
30	Gross Revenue Tax (8% of line 29).....	\$ 33,564,487
31	Less - Total Tax Paid in Prior Months.....	31,520,434
32	Total Tax Required for this Month (line 30 less line 31).....	\$ 2,044,053
33	Total Progressive Payout Liability - End of Month.....	\$ 1,147,273
34	Authorized Casino Square Footage - End of Month.....	149,445
35	Authorized Simulcasting Square Footage - End of Month.....	12,483
36	Simulcasting Revenue for the Month.....	\$ 44,255
37	Simulcasting Handle for the Month.....	\$ 526,270
38	Promotional Gaming Credits Wagered for the Month.....	\$ 1,601,659

Under penalties of perjury, I declare that I have examined this report, and to the best of my knowledge and belief, it is true and complete.

January 11, 2010
DATE


Ford Palmer

Casino Controller 4086-11
TITLE (LICENSE NUMBER)

**TRUMP TAJ MAHAL CASINO RESORT
MONTHLY GROSS REVENUE TAX RETURN
SCHEDULE OF OTHER GAMES
FOR THE MONTH OF DECEMBER, 2009**

Line (a)	Type of Game (b)	Authorized Units (c)	Win or (Loss) (d)	Drop (e)	Win or (Loss) Percentage (f)
1	Red Dog				
2	Sic Bo	1	12,043	33,389	36.1%
3	Pai Gow Poker	5	425,334	1,394,103	30.5%
4	Pai Gow	3	189,310	1,242,826	15.2%
5	Pokette				
6	Double Down Stud Poker				
7	Keno	2	6,865	58,535	11.7%
8	Caribbean Stud Poker	2	94,040	339,270	27.7%
9	Let it Ride Poker	3	193,113	916,470	21.1%
10	Super 7 1/2				
11	Mini-Craps				
12	Three Card Poker	8	832,383	2,580,832	32.3%
13	Caribbean Draw Poker				
14	Mini-Dice				
15	Fast Action Hold 'Em				
16	Casino War				
17	Countdown				
18	Spanish 21	4	387,051	1,573,250	24.6%
19	Colorado Hold'Em Poker				
20	Multi-Bacc				
21	Wild Aruba Stud Poker				
22	Monopoly Poker				
23	Table Slots				
24	Rainbow Dice				
25	Triple Shot				
26	Blackjack Switch				
27	Let's Get Wild Poker				
28	Boston 5 Stud Poker				
29	Double Cross Poker				
30	Double Attack Blackjack	1	101,110	440,094	23.0%
31	Shao Pai Gow				
32	6 to 5 Blackjack				
33	Four Card Poker	2	187,265	938,379	20.0%
34	Suspense 21				
35	Two Card Royal				
36	Player's Choice Poker				
37	Superfun 21				
38	Hawaii Hi-Lo				
39	Texas Hold 'Em Bonus Poker	2	205,971	648,337	31.8%
40	House Way Pai Gow Poker				
41	Flop Poker				
42	Two Card Joker Poker				
43	Ultimate Texas Hold 'Em				
44	Asia Poker	1	7,093	115,215	6.2%
45	Winner's Pot Poker				
46	1 Bet Threat Texas Hold 'Em				
47	Mississippi Stud				
48	Mini-Tex 3 Card Hold'Em				
49	Supreme Pai Gow				
	Total -(Must agree with line 7 on Pg 1)	34	\$ 2,641,578	\$ 10,280,700	25.7%