

# ATLANTIC CITY HILTON (RIH ACQUISITIONS N.J., LLC)

## MONTHLY GROSS REVENUE TAX RETURN

FOR THE MONTH OF FEBRUARY, 2010

### CASINO WIN - CURRENT MONTH


Line (a)	Type of Game (b)	Authorized Units (c)	Win or (Loss) (d)	Drop/Handle (e)	Win or (Loss) Percentage (f)
Table and Other Games:					
1	Blackjack	36	\$ 1,102,828	\$ 9,545,828	11.6%
2	Craps	6	211,433	2,355,853	9.0%
3	Roulette	6	316,940	1,204,740	26.3%
4	Big Six	1	8,659	13,891	62.3%
5	Baccarat	0	0	0	0.0%
6	Minibaccarat	17	1,588,311	9,764,610	16.3%
7	Other Games - (Page 2)	22	559,413	3,818,487	14.7%
8	Subtotal - Table and Other Games	88	3,787,584	\$ 26,703,409	14.2%
9	Poker	4	12,575		
10	Total - Table and Other Games	92	\$ 3,800,159		
Slot Machines:					
11	\$ .01 and .02 Slot Machines	778	\$ 3,338,825	\$ 27,353,169	12.2%
12	\$ .05 Slot Machines	74	283,661	4,965,356	5.7%
13	\$ .25 Slot Machines	591	1,258,699	18,130,837	6.9%
14	\$ .50 Slot Machines	60	223,976	2,331,940	9.6%
15	\$ 1.00 Slot Machines	247	1,333,008	21,275,989	6.3%
16	\$ 5.00 Slot Machines	72	531,796	9,369,900	5.7%
17	\$ 25.00 Slot Machines	6	68,468	411,500	16.6%
18	\$100.00 Slot Machines	6	(437,956)	664,500	-65.9%
19	Multi-denominational Slot Machines	222	572,128	6,079,227	9.4%
20	Other Slot Machines	32	239,631	4,267,332	5.6%
21	Total - Slot Machines	2,088	\$ 7,412,236	\$ 94,849,750	7.8%
22	Total Casino Win		\$ 11,212,395		

### TAX ON GROSS REVENUE

23	Year-to-Date Table and Other Games Win .....	\$ 7,754,119
24	Year-to-Date Slot Machine Win .....	15,795,198
25	Year-to-Date Total Casino Win .....	<b>\$ 23,549,317</b>
26	Adjustments .....	
27	Year-To-Date Gross Revenue .....	<b>\$ 23,549,317</b>
28	Deduction for Eligible Promotional Gaming Credits .....	
29	Year-To-Date Taxable Gross Revenue .....	<b>\$ 23,549,317</b>
30	Gross Revenue Tax (8% of line 29).....	\$ 1,883,945
31	Less - Total Tax Paid in Prior Months.....	986,954
32	Total Tax Required for this Month (line 30 less line 31).....	\$ 896,991
33	Total Progressive Payout Liability - End of Month.....	\$ 1,249,069
34	Authorized Casino Square Footage - End of Month.....	75,416
35	Authorized Simulcasting Square Footage - End of Month.....	
36	Simulcasting Revenue for the Month.....	
37	Simulcasting Handle for the Month.....	
38	Promotional Gaming Credits Wagered for the Month.....	\$ 1,039,104

Under penalties of perjury, I declare that I have examined this report, and to the best of my knowledge and belief, it is true and complete.

March 10, 2010  
DATE



JOANNE MCKENSIE

CASINO CONTROLLER (1231-11)  
TITLE (LICENSE NUMBER)

**ATLANTIC CITY HILTON (RIH ACQUISITIONS N.J., LLC)**  
**MONTHLY GROSS REVENUE TAX RETURN**  
**SCHEDULE OF OTHER GAMES**  
**FOR THE MONTH OF FEBRUARY, 2010**

Line (a)	Type of Game (b)	Authorized Units (c)	Win or (Loss) (d)	Drop (e)	Win or (Loss) Percentage (f)
1	Red Dog				
2	Sic Bo	1	10,496	70,017	15.0%
3	Pai Gow Poker	4	130,030	722,524	18.0%
4	Pai Gow	5	(105,768)	823,196	-12.8%
5	Pokette				
6	Double Down Stud Poker				
7	Keno				
8	Caribbean Stud Poker				
9	Let it Ride Poker	2	40,030	362,879	11.0%
10	Super 7 1/2				
11	Mini-Craps				
12	Three Card Poker	6	316,000	1,097,329	28.8%
13	Caribbean Draw Poker				
14	Mini-Dice				
15	Fast Action Hold 'Em				
16	Casino War				
17	Countdown				
18	Spanish 21	2	96,059	547,849	17.5%
19	Colorado Hold'Em Poker				
20	Multi-Bacc				
21	Wild Aruba Stud Poker				
22	Monopoly Poker				
23	Table Slots				
24	Rainbow Dice				
25	Triple Shot				
26	Blackjack Switch				
27	Let's Get Wild Poker				
28	Boston 5 Stud Poker				
29	Double Cross Poker				
30	Double Attack Blackjack				
31	Shao Pai Gow				
32	6 to 5 Blackjack				
33	Four Card Poker	1	63,653	136,380	46.7%
34	Suspense 21				
35	Two Card Royal				
36	Player's Choice Poker				
37	Superfun 21				
38	Hawaii Hi-Lo				
39	Texas Hold 'Em Bonus Poker				
40	House Way Pai Gow Poker				
41	Flop Poker	1	8,913	58,313	15.3%
42	Two Card Joker Poker				
43	Ultimate Texas Hold 'Em				
44	Asia Poker				
45	Winner's Pot Poker				
46	1 Bet Threat Texas Hold 'Em				
47	Mississippi Stud				
48	Mini-Tex 3 Card Hold'Em				
49	Supreme Pai Gow				
	Total -(Must agree with line 7 on Pg 1)	22	\$ 559,413	\$ 3,818,487	14.7%

# BALLY'S ATLANTIC CITY

## MONTHLY GROSS REVENUE TAX RETURN

### FOR THE MONTH OF FEBRUARY, 2010

#### CASINO WIN - CURRENT MONTH

Line (a)	Type of Game (b)	Authorized Units (c)	Win or (Loss) (d)	Drop/Handle (e)	Win or (Loss) Percentage (f)
Table and Other Games:					
1	Blackjack	66	\$ 4,023,400	\$ 22,357,986	18.0%
2	Craps	10	1,203,036	6,898,988	17.4%
3	Roulette	21	1,744,240	6,593,428	26.5%
4	Big Six	2	193,922	397,012	48.8%
5	Baccarat	1	164,192	620,558	26.5%
6	Minibaccarat	20	2,090,201	14,233,858	14.7%
7	Other Games - (Page 2)	56	2,841,849	13,632,111	20.8%
8	Subtotal - Table and Other Games	176	12,260,840	\$ 64,733,941	18.9%
9	Poker	26	344,671		
10	Total - Table and Other Games	202	\$ 12,605,511		

Slot Machines:					
11	\$ .01 and .02 Slot Machines	877	\$ 6,246,194	\$ 48,444,440	12.9%
12	\$ .05 Slot Machines	600	2,492,479	23,428,484	10.6%
13	\$ .25 Slot Machines	1,078	4,194,852	53,005,694	7.9%
14	\$ .50 Slot Machines	127	715,765	6,519,955	11.0%
15	\$ 1.00 Slot Machines	387	2,840,482	39,355,381	7.2%
16	\$ 5.00 Slot Machines	99	1,054,535	14,618,045	7.2%
17	\$ 25.00 Slot Machines	20	192,237	3,780,100	5.1%
18	\$100.00 Slot Machines	13	182,248	1,708,400	10.7%
19	Multi-denominational Slot Machines	422	2,841,772	29,357,201	9.7%
20	Other Slot Machines	34	361,908	3,934,442	9.2%
21	Total - Slot Machines	3,657	\$ 21,122,472	\$ 224,152,142	9.4%
22	Total Casino Win		\$ 33,727,983		

#### TAX ON GROSS REVENUE

23	Year-to-Date Table and Other Games Win .....	\$ 24,652,087
24	Year-to-Date Slot Machine Win .....	43,551,364
25	Year-to-Date Total Casino Win .....	<b>\$ 68,203,451</b>
26	Adjustments .....	
27	Year-To-Date Gross Revenue .....	<b>\$ 68,203,451</b>
28	Deduction for Eligible Promotional Gaming Credits .....	
29	Year-To-Date Taxable Gross Revenue .....	<b>\$ 68,203,451</b>
30	Gross Revenue Tax (8% of line 29).....	\$ 5,456,276
31	Less - Total Tax Paid in Prior Months.....	2,758,037
32	Total Tax Required for this Month (line 30 less line 31).....	\$ 2,698,239
33	Total Progressive Payout Liability - End of Month.....	\$ 2,524,635
34	Authorized Casino Square Footage - End of Month.....	147,381
35	Authorized Simulcasting Square Footage - End of Month.....	35,002
36	Simulcasting Revenue for the Month.....	\$ 79,433
37	Simulcasting Handle for the Month.....	\$ 935,354
38	Promotional Gaming Credits Wagered for the Month.....	\$ 3,233,979

Under penalties of perjury, I declare that I have examined this report, and to the best of my knowledge and belief, it is true and complete.

March 10, 2010  
DATE

*William Pangoras*  
William Pangoras

Operations Controller (1792-11)  
TITLE (LICENSE NUMBER)

**BALLY'S ATLANTIC CITY**  
**MONTHLY GROSS REVENUE TAX RETURN**  
**SCHEDULE OF OTHER GAMES**  
**FOR THE MONTH OF FEBRUARY, 2010**

Line (a)	Type of Game (b)	Authorized Units (c)	Win or (Loss) (d)	Drop (e)	Win or (Loss) Percentage (f)
1	Red Dog				
2	Sic Bo	1	55,366	339,725	16.3%
3	Pai Gow Poker	8	249,271	1,484,553	16.8%
4	Pai Gow	3	219,122	1,543,046	14.2%
5	Pokette				
6	Double Down Stud Poker				
7	Keno				
8	Caribbean Stud Poker	2	144,404	653,126	22.1%
9	Let it Ride Poker	4	184,380	1,056,767	17.4%
10	Super 7 1/2				
11	Mini-Craps				
12	Three Card Poker	15	1,010,860	3,354,623	30.1%
13	Caribbean Draw Poker				
14	Mini-Dice				
15	Fast Action Hold 'Em				
16	Casino War				
17	Countdown				
18	Spanish 21	8	368,994	1,877,570	19.7%
19	Colorado Hold'Em Poker				
20	Multi-Bacc				
21	Wild Aruba Stud Poker				
22	Monopoly Poker				
23	Table Slots				
24	Rainbow Dice				
25	Triple Shot				
26	Blackjack Switch				
27	Let's Get Wild Poker				
28	Boston 5 Stud Poker				
29	Double Cross Poker				
30	Double Attack Blackjack				
31	Shao Pai Gow				
32	6 to 5 Blackjack				
33	Four Card Poker	6	196,608	1,370,307	14.3%
34	Suspense 21				
35	Two Card Royal				
36	Player's Choice Poker				
37	Superfun 21				
38	Hawaii Hi-Lo				
39	Texas Hold 'Em Bonus Poker	4	211,901	855,682	24.8%
40	House Way Pai Gow Poker				
41	Flop Poker				
42	Two Card Joker Poker				
43	Ultimate Texas Hold 'Em	1	68,215	435,010	15.7%
44	Asia Poker	2	112,100	597,205	18.8%
45	Winner's Pot Poker	2	20,628	64,497	32.0%
46	1 Bet Threat Texas Hold 'Em				
47	Mississippi Stud				
48	Mini-Tex 3 Card Hold'Em				
49	Supreme Pai Gow				
	Total -(Must agree with line 7 on Pg 1)	56	\$ 2,841,849	\$ 13,632,111	20.8%

# BORGATA HOTEL CASINO AND SPA

## MONTHLY GROSS REVENUE TAX RETURN

FOR THE MONTH OF February 2010

### CASINO WIN - CURRENT MONTH


Line (a)	Type of Game (b)	Authorized Units (c)	Win or (Loss) (d)	Drop/Handle (e)	Win or (Loss) Percentage (f)
<b>Table and Other Games:</b>					
1	Blackjack	85	\$ 5,448,081	\$ 61,704,565	8.8%
2	Craps	14	2,917,245	14,248,224	20.5%
3	Roulette	21	1,713,164	9,659,524	17.7%
4	Big Six	1	63,313	139,370	45.4%
5	Baccarat	2	62,242	4,867,138	1.3%
6	Minibaccarat	8	362,442	3,671,062	9.9%
7	Other Games - (Page 2)	52	3,256,098	16,504,117	19.7%
8	Subtotal - Table and Other Games	183	13,822,585	\$ 110,794,000	12.5%
9	Poker	94	1,734,103		
10	<b>Total - Table and Other Games</b>	<b>277</b>	<b>\$ 15,556,688</b>		
<b>Slot Machines:</b>					
11	\$ .01 and .02 Slot Machines	1,186	\$ 9,841,408	\$ 83,312,514	11.8%
12	\$ .05 Slot Machines	763	4,374,195	46,122,526	9.5%
13	\$ .25 Slot Machines	631	2,652,641	32,557,115	8.1%
14	\$ .50 Slot Machines	121	613,410	5,820,936	10.5%
15	\$ 1.00 Slot Machines	260	2,756,719	29,869,630	9.2%
16	\$ 5.00 Slot Machines	89	1,439,470	21,067,995	6.8%
17	\$ 25.00 Slot Machines	20	383,185	7,838,850	4.9%
18	\$100.00 Slot Machines	12	301,387	3,992,600	7.5%
19	Multi-denominational Slot Machines	789	7,000,866	106,605,150	6.6%
20	Other Slot Machines	53	593,436	10,664,262	5.6%
21	<b>Total - Slot Machines</b>	<b>3,924</b>	<b>\$ 29,956,717</b>	<b>\$ 347,851,578</b>	<b>8.6%</b>
22	<b>Total Casino Win</b>		<b>\$ 45,513,405</b>		

### TAX ON GROSS REVENUE

23	Year-to-Date Table and Other Games Win .....	\$ 37,779,391
24	Year-to-Date Slot Machine Win .....	63,949,945
25	<b>Year-to-Date Total Casino Win .....</b>	<b>\$ 101,729,336</b>
26	Adjustments .....	
27	<b>Year-To-Date Gross Revenue .....</b>	<b>\$ 101,729,336</b>
28	Deduction for Eligible Promotional Gaming Credits .....	
29	<b>Year-To-Date Taxable Gross Revenue .....</b>	<b>\$ 101,729,336</b>
30	Gross Revenue Tax (8% of line 29).....	\$ 8,138,347
31	Less - Total Tax Paid in Prior Months.....	4,497,274
32	<b>Total Tax Required for this Month (line 30 less line 31).....</b>	<b>\$ 3,641,073</b>
33	Total Progressive Payout Liability - End of Month.....	\$ 801,841
34	Authorized Casino Square Footage - End of Month.....	136,667
35	Authorized Simulcasting Square Footage - End of Month.....	23,620
36	Simulcasting Revenue for the Month.....	\$ 182,066
37	Simulcasting Handle for the Month.....	\$ 2,159,396
38	Promotional Gaming Credits Wagered for the Month.....	\$ 4,623,442

Under penalties of perjury, I declare that I have examined this report, and to the best of my knowledge and belief, it is true and complete.

March 10, 2010  
DATE

  
Betty J. Parker

Casino Controller Lic . # 8038-11

**BORGATA HOTEL CASINO AND SPA**  
**MONTHLY GROSS REVENUE TAX RETURN**  
**SCHEDULE OF OTHER GAMES**  
**FOR THE MONTH OF February 2010**

Line (a)	Type of Game (b)	Authorized Units (c)	Win or (Loss) (d)	Drop (e)	Win or (Loss) Percentage (f)
1	Red Dog				
2	Sic Bo				
3	Pai Gow Poker	6	334,476	1,489,560	22.5%
4	Pai Gow	2	100,127	672,657	14.9%
5	Pokette				
6	Double Down Stud Poker				
7	Keno				
8	Caribbean Stud Poker	4	235,759	850,532	27.7%
9	Let it Ride Poker	5	302,132	1,988,759	15.2%
10	Super 7 1/2				
11	Mini-Craps				
12	Three Card Poker	16	1,164,006	5,595,892	20.8%
13	Caribbean Draw Poker				
14	Mini-Dice				
15	Fast Action Hold 'Em				
16	Casino War				
17	Countdown				
18	Spanish 21	5	378,526	1,646,903	23.0%
19	Colorado Hold'Em Poker				
20	Multi-Bacc				
21	Wild Aruba Stud Poker				
22	Monopoly Poker				
23	Table Slots				
24	Rainbow Dice				
25	Triple Shot				
26	Blackjack Switch				
27	Let's Get Wild Poker				
28	Boston 5 Stud Poker				
29	Double Cross Poker				
30	Double Attack Blackjack				
31	Shao Pai Gow				
32	6 to 5 Blackjack				
33	Four Card Poker	4	194,566	1,790,634	10.9%
34	Suspense 21				
35	Two Card Royal				
36	Player's Choice Poker				
37	Superfun 21				
38	Hawaii Hi-Lo				
39	Texas Hold 'Em Bonus Poker	4	247,478	1,023,229	24.2%
40	House Way Pai Gow Poker				
41	Flop Poker	4	156,445	984,193	15.9%
42	Two Card Joker Poker				
43	Ultimate Texas Hold 'Em				
44	Asia Poker	2	142,583	461,758	30.9%
45	Winner's Pot Poker				
46	1 Bet Threat Texas Hold 'Em				
47	Mississippi Stud				
48	Mini-Tex 3 Card Hold'Em				
49	Supreme Pai Gow				
	Total -(Must agree with line 7 on Pg 1)	52	\$ 3,256,098	\$ 16,504,117	19.7%

# CAESARS ATLANTIC CITY

## MONTHLY GROSS REVENUE TAX RETURN

### FOR THE MONTH OF FEBRUARY, 2010

#### CASINO WIN - CURRENT MONTH

Line (a)	Type of Game (b)	Authorized Units (c)	Win or (Loss) (d)	Drop/Handle (e)	Win or (Loss) Percentage (f)
<b>Table and Other Games:</b>					
1	Blackjack	61	\$ 4,911,157	\$ 31,912,079	15.4%
2	Craps	13	2,746,907	10,773,731	25.5%
3	Roulette	16	1,512,848	6,825,416	22.2%
4	Big Six	1	43,979	95,811	45.9%
5	Baccarat	1	6,344	79,572	8.0%
6	Minibaccarat	12	1,330,816	8,269,954	16.1%
7	Other Games - (Page 2)	44	2,603,746	11,541,082	22.6%
8	Subtotal - Table and Other Games	148	13,155,797	\$ 69,497,645	18.9%
9	Poker	24	405,257		
10	<b>Total - Table and Other Games</b>	<b>172</b>	<b>\$ 13,561,054</b>		
<b>Slot Machines:</b>					
11	\$ .01 and .02 Slot Machines	908	\$ 7,629,883	\$ 64,621,634	11.8%
12	\$ .05 Slot Machines	297	1,916,992	15,562,980	12.3%
13	\$ .25 Slot Machines	581	1,604,671	17,824,556	9.0%
14	\$ .50 Slot Machines	97	373,951	3,833,934	9.8%
15	\$ 1.00 Slot Machines	313	2,451,802	27,067,561	9.1%
16	\$ 5.00 Slot Machines	67	910,383	14,519,660	6.3%
17	\$ 25.00 Slot Machines	17	190,140	5,559,650	3.4%
18	\$100.00 Slot Machines	13	549,687	4,397,500	12.5%
19	Multi-denominational Slot Machines	454	2,664,085	39,113,130	6.8%
20	Other Slot Machines	46	519,132	9,310,320	5.6%
21	<b>Total - Slot Machines</b>	<b>2,793</b>	<b>\$ 18,810,726</b>	<b>\$ 201,810,925</b>	<b>9.3%</b>
22	<b>Total Casino Win</b>		<b>\$ 32,371,780</b>		

#### TAX ON GROSS REVENUE

23	Year-to-Date Table and Other Games Win .....	\$ 28,402,782
24	Year-to-Date Slot Machine Win .....	38,702,181
25	Year-to-Date Total Casino Win .....	<b>\$ 67,104,963</b>
26	Adjustments .....	<b>\$ 2,731</b>
27	Year-To-Date Gross Revenue .....	<b>\$ 67,107,694</b>
28	Deduction for Eligible Promotional Gaming Credits .....	
29	Year-To-Date Taxable Gross Revenue .....	<b>\$ 67,107,694</b>
30	Gross Revenue Tax (8% of line 29).....	\$ 5,368,616
31	Less - Total Tax Paid in Prior Months.....	2,778,833
32	Total Tax Required for this Month (line 30 less line 31).....	\$ 2,589,783
33	Total Progressive Payout Liability - End of Month.....	\$ 713,597
34	Authorized Casino Square Footage - End of Month.....	111,453
35	Authorized Simulcasting Square Footage - End of Month.....	30,081
36	Simulcasting Revenue for the Month.....	\$ 63,463
37	Simulcasting Handle for the Month.....	\$ 738,507
38	Promotional Gaming Credits Wagered for the Month.....	\$ 3,098,743

Under penalties of perjury, I declare that I have examined this report, and to the best of my knowledge and belief, it is true and complete.

March 10, 2010  
DATE

  
DONNA HOGAN

OPERATIONAL CONTROLLER (7516-11)  
TITLE (LICENSE NUMBER)

**CAESARS ATLANTIC CITY**  
**MONTHLY GROSS REVENUE TAX RETURN**  
**SCHEDULE OF OTHER GAMES**  
**FOR THE MONTH OF FEBRUARY, 2010**

Line (a)	Type of Game (b)	Authorized Units (c)	Win or (Loss) (d)	Drop (e)	Win or (Loss) Percentage (f)
1	Red Dog				
2	Sic Bo	1	33,588	98,079	34.2%
3	Pai Gow Poker	6	314,975	1,679,668	18.8%
4	Pai Gow	5	347,008	1,826,858	19.0%
5	Pokette				
6	Double Down Stud Poker				
7	Keno	3	20,441	63,772	32.1%
8	Caribbean Stud Poker	2	90,618	277,159	32.7%
9	Let it Ride Poker	3	84,419	460,883	18.3%
10	Super 7 1/2				
11	Mini-Craps				
12	Three Card Poker	8	795,872	2,899,557	27.4%
13	Caribbean Draw Poker				
14	Mini-Dice				
15	Fast Action Hold 'Em				
16	Casino War				
17	Countdown				
18	Spanish 21	6	323,729	1,342,284	24.1%
19	Colorado Hold'Em Poker				
20	Multi-Bacc				
21	Wild Aruba Stud Poker				
22	Monopoly Poker				
23	Table Slots				
24	Rainbow Dice				
25	Triple Shot				
26	Blackjack Switch				
27	Let's Get Wild Poker				
28	Boston 5 Stud Poker				
29	Double Cross Poker				
30	Double Attack Blackjack	1	81,868	296,517	27.6%
31	Shao Pai Gow				
32	6 to 5 Blackjack				
33	Four Card Poker	4	227,532	1,219,661	18.7%
34	Suspense 21				
35	Two Card Royal				
36	Player's Choice Poker				
37	Superfun 21				
38	Hawaii Hi-Lo				
39	Texas Hold 'Em Bonus Poker	2	65,991	368,747	17.9%
40	House Way Pai Gow Poker				
41	Flop Poker				
42	Two Card Joker Poker				
43	Ultimate Texas Hold 'Em	1	42,635	299,540	14.2%
44	Asia Poker	2	175,070	708,357	24.7%
45	Winner's Pot Poker				
46	1 Bet Threat Texas Hold 'Em				
47	Mississippi Stud				
48	Mini-Tex 3 Card Hold'Em				
49	Supreme Pai Gow				
	Total -(Must agree with line 7 on Pg 1)	44	\$ 2,603,746	\$ 11,541,082	22.6%



# HARRAH'S RESORT

## MONTHLY GROSS REVENUE TAX RETURN

FOR THE MONTH OF FEBRUARY, 2010

### CASINO WIN - CURRENT MONTH

Line (a)	Type of Game (b)	Authorized Units (c)	Win or (Loss) (d)	Drop/Handle (e)	Win or (Loss) Percentage (f)
Table and Other Games:					
1	Blackjack	58	\$ 3,957,326	\$ 21,764,856	18.2%
2	Craps	6	556,497	5,145,209	10.8%
3	Roulette	12	880,324	4,685,115	18.8%
4	Big Six	1	10,077	17,752	56.8%
5	Baccarat	0	0	0	0.0%
6	Minibaccarat	6	326,115	5,142,932	6.3%
7	Other Games - (Page 2)	31	1,814,650	7,927,679	22.9%
8	Subtotal - Table and Other Games	114	7,544,989	\$ 44,683,543	16.9%
9	Poker	40	545,391		
10	Total - Table and Other Games	154	\$ 8,090,380		

Slot Machines:					
11	\$ .01 and .02 Slot Machines	338	\$ 2,938,773	\$ 32,691,526	9.0%
12	\$ .05 Slot Machines	456	4,535,682	38,174,790	11.9%
13	\$ .25 Slot Machines	658	5,192,926	44,642,443	11.6%
14	\$ .50 Slot Machines	21	120,125	778,659	15.4%
15	\$ 1.00 Slot Machines	293	2,803,795	31,092,006	9.0%
16	\$ 5.00 Slot Machines	65	110,852	9,798,710	1.1%
17	\$ 25.00 Slot Machines	16	15,008	3,991,800	0.4%
18	\$100.00 Slot Machines	10	(98,796)	1,956,600	-5.0%
19	Multi-denominational Slot Machines	1,227	10,487,621	135,571,819	7.7%
20	Other Slot Machines	26	(112,352)	2,821,908	-4.0%
21	Total - Slot Machines	3,110	\$ 25,993,634	\$ 301,520,261	8.6%
22	Total Casino Win		\$ 34,084,014		

### TAX ON GROSS REVENUE

23	Year-to-Date Table and Other Games Win .....	\$ 16,350,889
24	Year-to-Date Slot Machine Win .....	56,056,498
25	Year-to-Date Total Casino Win .....	<b>\$ 72,407,387</b>
26	Adjustments .....	
27	Year-To-Date Gross Revenue .....	<b>\$ 72,407,387</b>
28	Deduction for Eligible Promotional Gaming Credits .....	
29	Year-To-Date Taxable Gross Revenue .....	<b>\$ 72,407,387</b>
30	Gross Revenue Tax (8% of line 29).....	\$ 5,792,591
31	Less - Total Tax Paid in Prior Months.....	3,065,870
32	Total Tax Required for this Month (line 30 less line 31).....	\$ 2,726,721
33	Total Progressive Payout Liability - End of Month.....	\$ 2,338,068
34	Authorized Casino Square Footage - End of Month.....	172,655
35	Authorized Simulcasting Square Footage - End of Month.....	569
36	Simulcasting Revenue for the Month.....	\$ 43,675
37	Simulcasting Handle for the Month.....	\$ 551,792
38	Promotional Gaming Credits Wagered for the Month.....	\$ 2,578,489

Under penalties of perjury, I declare that I have examined this report, and to the best of my knowledge and belief, it is true and complete.

March 10, 2010  
DATE

  
Joseph Lodise

Operations Controller (008900-11)  
TITLE (LICENSE NUMBER)

**HARRAH'S RESORT**  
**MONTHLY GROSS REVENUE TAX RETURN**  
**SCHEDULE OF OTHER GAMES**  
**FOR THE MONTH OF FEBRUARY, 2010**

Line (a)	Type of Game (b)	Authorized Units (c)	Win or (Loss) (d)	Drop (e)	Win or (Loss) Percentage (f)
1	Red Dog				
2	Sic Bo				
3	Pai Gow Poker	3	139,532	520,981	26.8%
4	Pai Gow	1	8,094	389,249	2.1%
5	Pokette				
6	Double Down Stud Poker				
7	Keno	4	14,875	105,371	14.1%
8	Caribbean Stud Poker	1	66,439	200,252	33.2%
9	Let it Ride Poker	4	281,121	1,261,786	22.3%
10	Super 7 1/2				
11	Mini-Craps				
12	Three Card Poker	10	831,773	2,938,410	28.3%
13	Caribbean Draw Poker				
14	Mini-Dice				
15	Fast Action Hold 'Em				
16	Casino War				
17	Countdown				
18	Spanish 21	1	67,560	397,323	17.0%
19	Colorado Hold'Em Poker				
20	Multi-Bacc				
21	Wild Aruba Stud Poker				
22	Monopoly Poker				
23	Table Slots				
24	Rainbow Dice				
25	Triple Shot				
26	Blackjack Switch				
27	Let's Get Wild Poker				
28	Boston 5 Stud Poker				
29	Double Cross Poker				
30	Double Attack Blackjack	1	22,700	153,052	14.8%
31	Shao Pai Gow				
32	6 to 5 Blackjack				
33	Four Card Poker	2	109,226	527,270	20.7%
34	Suspense 21				
35	Two Card Royal				
36	Player's Choice Poker				
37	Superfun 21				
38	Hawaii Hi-Lo				
39	Texas Hold 'Em Bonus Poker	1	96,860	396,006	24.5%
40	House Way Pai Gow Poker				
41	Flop Poker	3	176,470	1,037,979	17.0%
42	Two Card Joker Poker				
43	Ultimate Texas Hold 'Em				
44	Asia Poker				
45	Winner's Pot Poker				
46	1 Bet Threat Texas Hold 'Em				
47	Mississippi Stud				
48	Mini-Tex 3 Card Hold'Em				
49	Supreme Pai Gow				
	Total -(Must agree with line 7 on Pg 1)	31	\$ 1,814,650	\$ 7,927,679	22.9%

# RESORTS ATLANTIC CITY

## MONTHLY GROSS REVENUE TAX RETURN

FOR THE MONTH OF FEBRUARY, 2010

### CASINO WIN - CURRENT MONTH

Line (a)	Type of Game (b)	Authorized Units (c)	Win or (Loss) (d)	Drop/Handle (e)	Win or (Loss) Percentage (f)
<b>Table and Other Games:</b>					
1	Blackjack	33	\$ 1,062,026	\$ 6,765,514	15.7%
2	Craps	5	254,397	1,950,241	13.0%
3	Roulette	9	225,294	1,350,054	16.7%
4	Big Six	1	17,995	45,295	39.7%
5	Baccarat	1	0	0	0.0%
6	Minibaccarat	18	946,558	11,366,643	8.3%
7	Other Games - (Page 2)	14	414,768	2,075,693	20.0%
8	Subtotal - Table and Other Games	81	2,921,038	\$ 23,553,440	12.4%
9	Poker	2	0		
10	<b>Total - Table and Other Games</b>	<b>83</b>	<b>\$ 2,921,038</b>		
<b>Slot Machines:</b>					
11	\$ .01 and .02 Slot Machines	595	\$ 2,675,499	\$ 22,456,437	11.9%
12	\$ .05 Slot Machines	186	373,025	4,182,707	8.9%
13	\$ .25 Slot Machines	425	1,051,677	12,175,849	8.6%
14	\$ .50 Slot Machines	47	94,185	1,491,308	6.3%
15	\$ 1.00 Slot Machines	178	511,402	8,002,437	6.4%
16	\$ 5.00 Slot Machines	53	226,250	3,590,695	6.3%
17	\$ 25.00 Slot Machines	10	(30,167)	1,608,050	-1.9%
18	\$100.00 Slot Machines	10	(28,400)	591,100	-4.8%
19	Multi-denominational Slot Machines	832	2,960,824	36,669,137	8.1%
20	Other Slot Machines	20	43,516	1,134,544	3.8%
21	<b>Total - Slot Machines</b>	<b>2,356</b>	<b>\$ 7,877,811</b>	<b>\$ 91,902,264</b>	<b>8.6%</b>
22	<b>Total Casino Win</b>		<b>\$ 10,798,849</b>		

### TAX ON GROSS REVENUE

23	Year-to-Date Table and Other Games Win .....	\$ 6,858,657
24	Year-to-Date Slot Machine Win .....	17,044,732
25	Year-to-Date Total Casino Win .....	\$ 23,903,389
26	Adjustments .....	\$ (1,810)
27	Year-To-Date Gross Revenue .....	\$ 23,901,579
28	Deduction for Eligible Promotional Gaming Credits .....	
29	Year-To-Date Taxable Gross Revenue .....	\$ 23,901,579
30	Gross Revenue Tax (8% of line 29).....	\$ 1,912,126
31	Less - Total Tax Paid in Prior Months.....	1,048,331
32	<b>Total Tax Required for this Month (line 30 less line 31).....</b>	<b>\$ 863,795</b>
33	Total Progressive Payout Liability - End of Month.....	\$ 314,397
34	Authorized Casino Square Footage - End of Month.....	99,030
35	Authorized Simulcasting Square Footage - End of Month.....	
36	Simulcasting Revenue for the Month.....	
37	Simulcasting Handle for the Month.....	
38	Promotional Gaming Credits Wagered for the Month.....	\$ 1,602,852

Under penalties of perjury, I declare that I have examined this report, and to the best of my knowledge and belief, it is true and complete.

March 9, 2010  
DATE

*Walter Simon*  
Walter Simon

Dir. Operational Accting. 3930-11  
TITLE (LICENSE NUMBER)

**RESORTS ATLANTIC CITY**  
**MONTHLY GROSS REVENUE TAX RETURN**  
**SCHEDULE OF OTHER GAMES**  
**FOR THE MONTH OF FEBRUARY, 2010**

Line (a)	Type of Game (b)	Authorized Units (c)	Win or (Loss) (d)	Drop (e)	Win or (Loss) Percentage (f)
1	Red Dog				
2	Sic Bo				
3	Pai Gow Poker	1	39,011	184,793	21.1%
4	Pai Gow	2	(39,381)	340,054	-11.6%
5	Pokette				
6	Double Down Stud Poker				
7	Keno				
8	Caribbean Stud Poker				
9	Let it Ride Poker	2	53,408	313,455	17.0%
10	Super 7 1/2				
11	Mini-Craps				
12	Three Card Poker	5	264,910	835,162	31.7%
13	Caribbean Draw Poker				
14	Mini-Dice				
15	Fast Action Hold 'Em				
16	Casino War				
17	Countdown				
18	Spanish 21	3	90,188	376,759	23.9%
19	Colorado Hold'Em Poker				
20	Multi-Bacc				
21	Wild Aruba Stud Poker				
22	Monopoly Poker				
23	Table Slots				
24	Rainbow Dice				
25	Triple Shot				
26	Blackjack Switch				
27	Let's Get Wild Poker				
28	Boston 5 Stud Poker				
29	Double Cross Poker				
30	Double Attack Blackjack				
31	Shao Pai Gow				
32	6 to 5 Blackjack				
33	Four Card Poker				
34	Suspense 21				
35	Two Card Royal				
36	Player's Choice Poker				
37	Superfun 21				
38	Hawaii Hi-Lo				
39	Texas Hold 'Em Bonus Poker	1	6,095	23,295	26.2%
40	House Way Pai Gow Poker				
41	Flop Poker	0	537	2,175	24.7%
42	Two Card Joker Poker				
43	Ultimate Texas Hold 'Em				
44	Asia Poker				
45	Winner's Pot Poker				
46	1 Bet Threat Texas Hold 'Em				
47	Mississippi Stud				
48	Mini-Tex 3 Card Hold'Em				
49	Supreme Pai Gow				
	Total -(Must agree with line 7 on Pg 1)	14	\$ 414,768	\$ 2,075,693	20.0%

# SHOWBOAT

## MONTHLY GROSS REVENUE TAX RETURN

### FOR THE MONTH OF FEBRUARY 2010

#### CASINO WIN - CURRENT MONTH

Line (a)	Type of Game (b)	Authorized Units (c)	Win or (Loss) (d)	Drop/Handle (e)	Win or (Loss) Percentage (f)
Table and Other Games:					
1	Blackjack	46	\$ 862,991	\$ 7,683,668	11.2%
2	Craps	5	487,213	2,668,074	18.3%
3	Roulette	9	370,418	2,249,998	16.5%
4	Big Six	1	30,540	83,638	36.5%
5	Baccarat				0.0%
6	Minibaccarat	8	1,325,224	5,655,700	23.4%
7	Other Games - (Page 2)	22	1,068,909	4,778,041	22.4%
8	Subtotal - Table and Other Games	91	4,145,295	\$ 23,119,119	17.9%
9	Poker	28	244,794		
10	Total - Table and Other Games	119	\$ 4,390,089		

Slot Machines:					
11	\$ .01 and .02 Slot Machines	528	\$ 3,763,199	\$ 29,806,301	12.6%
12	\$ .05 Slot Machines	169	2,227,302	16,885,982	13.2%
13	\$ .25 Slot Machines	310	1,890,393	19,496,751	9.7%
14	\$ .50 Slot Machines	3	13,793	178,424	7.7%
15	\$ 1.00 Slot Machines	166	768,567	14,991,800	5.1%
16	\$ 5.00 Slot Machines	29	(193)	3,494,635	0.0%
17	\$ 25.00 Slot Machines	3	(20,788)	285,600	-7.3%
18	\$100.00 Slot Machines	3	4,836	199,500	2.4%
19	Multi-denominational Slot Machines	1,628	7,661,835	75,061,351	10.2%
20	Other Slot Machines	5	5,123	337,150	1.5%
21	Total - Slot Machines	2,844	\$ 16,314,067	\$ 160,737,494	10.1%
22	Total Casino Win		\$ 20,704,156		

#### TAX ON GROSS REVENUE

23	Year-to-Date Table and Other Games Win .....	\$ 9,275,307
24	Year-to-Date Slot Machine Win .....	34,541,862
25	Year-to-Date Total Casino Win .....	<b>\$ 43,817,169</b>
26	Adjustments .....	<b>\$ 124</b>
27	Year-To-Date Gross Revenue .....	<b>\$ 43,817,293</b>
28	Deduction for Eligible Promotional Gaming Credits .....	
29	Year-To-Date Taxable Gross Revenue .....	<b>\$ 43,817,293</b>
30	Gross Revenue Tax (8% of line 29).....	\$ 3,505,383
31	Less - Total Tax Paid in Prior Months.....	1,849,051
32	Total Tax Required for this Month (line 30 less line 31).....	\$ 1,656,332
33	Total Progressive Payout Liability - End of Month.....	\$ 1,474,281
34	Authorized Casino Square Footage - End of Month.....	123,378
35	Authorized Simulcasting Square Footage - End of Month.....	17,086
36	Simulcasting Revenue for the Month.....	\$ 29,410
37	Simulcasting Handle for the Month.....	\$ 373,298
38	Promotional Gaming Credits Wagered for the Month.....	\$ 3,057,950

Under penalties of perjury, I declare that I have examined this report, and to the best of my knowledge and belief, it is true and complete.

March 8, 2010  
DATE

  
Gail Myers

Operations Controller 3470-11  
TITLE (LICENSE NUMBER)

**SHOWBOAT  
MONTHLY GROSS REVENUE TAX RETURN  
SCHEDULE OF OTHER GAMES  
FOR THE MONTH OF FEBRUARY 2010**

Line (a)	Type of Game (b)	Authorized Units (c)	Win or (Loss) (d)	Drop (e)	Win or (Loss) Percentage (f)
1	Red Dog				
2	Sic Bo				
3	Pai Gow Poker	3	129,361	662,734	19.5%
4	Pai Gow	2	89,073	502,910	17.7%
5	Pokette				
6	Double Down Stud Poker				
7	Keno				
8	Caribbean Stud Poker	1	13,906	53,036	26.2%
9	Let it Ride Poker	3	141,920	641,165	22.1%
10	Super 7 1/2				
11	Mini-Craps				
12	Three Card Poker	7	333,089	1,301,170	25.6%
13	Caribbean Draw Poker				
14	Mini-Dice				
15	Fast Action Hold 'Em				
16	Casino War				
17	Countdown				
18	Spanish 21	1	64,441	296,060	21.8%
19	Colorado Hold'Em Poker				
20	Multi-Bacc				
21	Wild Aruba Stud Poker				
22	Monopoly Poker				
23	Table Slots				
24	Rainbow Dice				
25	Triple Shot				
26	Blackjack Switch				
27	Let's Get Wild Poker				
28	Boston 5 Stud Poker				
29	Double Cross Poker				
30	Double Attack Blackjack	1	110,769	343,387	32.3%
31	Shao Pai Gow				
32	6 to 5 Blackjack				
33	Four Card Poker	1	74,044	312,735	23.7%
34	Suspense 21				
35	Two Card Royal				
36	Player's Choice Poker				
37	Superfun 21				
38	Hawaii Hi-Lo				
39	Texas Hold 'Em Bonus Poker	1	53,422	242,592	22.0%
40	House Way Pai Gow Poker				
41	Flop Poker	2	58,884	422,252	13.9%
42	Two Card Joker Poker				
43	Ultimate Texas Hold 'Em				
44	Asia Poker				
45	Winner's Pot Poker				
46	1 Bet Threat Texas Hold 'Em				
47	Mississippi Stud				
48	Mini-Tex 3 Card Hold'Em				
49	Supreme Pai Gow				
	Total -(Must agree with line 7 on Pg 1)	22	\$ 1,068,909	\$ 4,778,041	22.4%

# TROPICANA CASINO & RESORT

## MONTHLY GROSS REVENUE TAX RETURN

### FOR THE MONTH OF FEBRUARY, 2010

#### CASINO WIN - CURRENT MONTH

Line (a)	Type of Game (b)	Authorized Units (c)	Win or (Loss) (d)	Drop/Handle (e)	Win or (Loss) Percentage (f)
<b>Table and Other Games:</b>					
1	Blackjack	62	\$ 1,422,192	\$ 13,955,921	10.2%
2	Craps	8	762,810	4,591,541	16.6%
3	Roulette	17	919,282	4,923,487	18.7%
4	Big Six	2	146,373	302,211	48.4%
5	Baccarat	1	0	0	0.0%
6	Minibaccarat	12	1,156,224	5,755,564	20.1%
7	Other Games - (Page 2)	33	1,854,546	7,218,739	25.7%
8	Subtotal - Table and Other Games	135	6,261,427	\$ 36,747,463	17.0%
9	Poker	35	470,790		
10	<b>Total - Table and Other Games</b>	<b>170</b>	<b>\$ 6,732,217</b>		
<b>Slot Machines:</b>					
11	\$ .01 and .02 Slot Machines	794	\$ 4,656,356	\$ 41,013,287	11.4%
12	\$ .05 Slot Machines	269	1,007,866	12,570,744	8.0%
13	\$ .25 Slot Machines	320	1,590,765	20,650,337	7.7%
14	\$ .50 Slot Machines	34	213,360	2,212,072	9.6%
15	\$ 1.00 Slot Machines	240	1,382,767	16,148,188	8.6%
16	\$ 5.00 Slot Machines	55	281,435	4,217,730	6.7%
17	\$ 25.00 Slot Machines	15	49,303	553,800	8.9%
18	\$100.00 Slot Machines	12	31,830	571,400	5.6%
19	Multi-denominational Slot Machines	1,370	5,238,748	64,650,393	8.1%
20	Other Slot Machines	47	182,984	2,390,108	7.7%
21	<b>Total - Slot Machines</b>	<b>3,156</b>	<b>\$ 14,635,414</b>	<b>\$ 164,978,059</b>	<b>8.9%</b>
22	<b>Total Casino Win</b>		<b>\$ 21,367,631</b>		

#### TAX ON GROSS REVENUE

23	Year-to-Date Table and Other Games Win .....	\$ 14,897,445
24	Year-to-Date Slot Machine Win .....	30,121,277
25	<b>Year-to-Date Total Casino Win .....</b>	<b>\$ 45,018,722</b>
26	Adjustments .....	
27	<b>Year-To-Date Gross Revenue .....</b>	<b>\$ 45,018,722</b>
28	Deduction for Eligible Promotional Gaming Credits .....	
29	<b>Year-To-Date Taxable Gross Revenue .....</b>	<b>\$ 45,018,722</b>
30	Gross Revenue Tax (8% of line 29).....	\$ 3,601,498
31	Less - Total Tax Paid in Prior Months.....	1,892,087
32	<b>Total Tax Required for this Month (line 30 less line 31).....</b>	<b>\$ 1,709,411</b>
33	Total Progressive Payout Liability - End of Month.....	\$ 1,098,066
34	Authorized Casino Square Footage - End of Month.....	139,052
35	Authorized Simulcasting Square Footage - End of Month.....	
36	Simulcasting Revenue for the Month.....	
37	Simulcasting Handle for the Month.....	
38	Promotional Gaming Credits Wagered for the Month.....	\$ 1,910,185

Under penalties of perjury, I declare that I have examined this report, and to the best of my knowledge and belief, it is true and complete.

March 10, 2010

DATE



Jeff Bohrer

Casino Controller, 7488-11

**TROPICANA CASINO & RESORT**  
**MONTHLY GROSS REVENUE TAX RETURN**  
**SCHEDULE OF OTHER GAMES**  
**FOR THE MONTH OF FEBRUARY, 2010**

Line (a)	Type of Game (b)	Authorized Units (c)	Win or (Loss) (d)	Drop (e)	Win or (Loss) Percentage (f)
1	Red Dog				
2	Sic Bo				
3	Pai Gow Poker	4	138,933	549,724	25.3%
4	Pai Gow	3	69,314	684,699	10.1%
5	Pokette				
6	Double Down Stud Poker				
7	Keno				
8	Caribbean Stud Poker	1	95,856	270,305	35.5%
9	Let it Ride Poker	3	92,192	568,197	16.2%
10	Super 7 1/2				
11	Mini-Craps				
12	Three Card Poker	11	729,216	2,457,873	29.7%
13	Caribbean Draw Poker				
14	Mini-Dice				
15	Fast Action Hold 'Em				
16	Casino War				
17	Countdown				
18	Spanish 21	5	367,566	1,093,212	33.6%
19	Colorado Hold'Em Poker				
20	Multi-Bacc				
21	Wild Aruba Stud Poker				
22	Monopoly Poker				
23	Table Slots				
24	Rainbow Dice				
25	Triple Shot				
26	Blackjack Switch				
27	Let's Get Wild Poker				
28	Boston 5 Stud Poker				
29	Double Cross Poker				
30	Double Attack Blackjack	1	131,015	409,464	32.0%
31	Shao Pai Gow				
32	6 to 5 Blackjack				
33	Four Card Poker	2	87,392	565,539	15.5%
34	Suspense 21				
35	Two Card Royal				
36	Player's Choice Poker				
37	Superfun 21				
38	Hawaii Hi-Lo				
39	Texas Hold 'Em Bonus Poker	3	143,062	619,726	23.1%
40	House Way Pai Gow Poker				
41	Flop Poker				
42	Two Card Joker Poker				
43	Ultimate Texas Hold 'Em				
44	Asia Poker				
45	Winner's Pot Poker				
46	1 Bet Threat Texas Hold 'Em				
47	Mississippi Stud				
48	Mini-Tex 3 Card Hold'Em				
49	Supreme Pai Gow				
	Total -(Must agree with line 7 on Pg 1)	33	\$ 1,854,546	\$ 7,218,739	25.7%



# TRUMP MARINA

## MONTHLY GROSS REVENUE TAX RETURN

### FOR THE MONTH OF FEBRUARY, 2010

#### CASINO WIN - CURRENT MONTH

Line (a)	Type of Game (b)	Authorized Units (c)	Win or (Loss) (d)	Drop/Handle (e)	Win or (Loss) Percentage (f)
Table and Other Games:					
1	Blackjack	28	\$ 508,619	\$ 4,653,071	10.9%
2	Craps	6	246,530	2,361,783	10.4%
3	Roulette	6	286,360	901,367	31.8%
4	Big Six	0	0	0	0.0%
5	Baccarat	1	0	0	0.0%
6	Minibaccarat	7	425,003	3,994,956	10.6%
7	Other Games - (Page 2)	22	643,414	2,440,566	26.4%
8	Subtotal - Table and Other Games	70	2,109,926	\$ 14,351,743	14.7%
9	Poker				
10	Total - Table and Other Games	70	\$ 2,109,926		


Slot Machines:					
11	\$ .01 and .02 Slot Machines	560	\$ 3,235,696	\$ 30,012,183	10.8%
12	\$ .05 Slot Machines	264	993,642	10,326,536	9.6%
13	\$ .25 Slot Machines	404	1,124,796	13,805,491	8.1%
14	\$ .50 Slot Machines	50	161,280	1,821,104	8.9%
15	\$ 1.00 Slot Machines	233	953,084	13,231,679	7.2%
16	\$ 5.00 Slot Machines	48	134,486	3,005,185	4.5%
17	\$ 25.00 Slot Machines	10	69,227	724,075	9.6%
18	\$100.00 Slot Machines	5	(875)	511,200	-0.2%
19	Multi-denominational Slot Machines	225	1,169,479	13,718,224	8.5%
20	Other Slot Machines	16	71,768	737,675	9.7%
21	Total - Slot Machines	1,815	\$ 7,912,583	\$ 87,893,352	9.0%
22	Total Casino Win		\$ 10,022,509		

#### TAX ON GROSS REVENUE

23	Year-to-Date Table and Other Games Win .....	\$ 5,074,562
24	Year-to-Date Slot Machine Win .....	16,753,338
25	Year-to-Date Total Casino Win .....	<b>\$ 21,827,900</b>
26	Adjustments .....	<b>\$ (690)</b>
27	Year-To-Date Gross Revenue .....	<b>\$ 21,827,210</b>
28	Deduction for Eligible Promotional Gaming Credits .....	
29	Year-To-Date Taxable Gross Revenue .....	<b>\$ 21,827,210</b>
30	Gross Revenue Tax (8% of line 29).....	\$ 1,746,177
31	Less - Total Tax Paid in Prior Months.....	944,431
32	Total Tax Required for this Month (line 30 less line 31).....	\$ 801,746
33	Total Progressive Payout Liability - End of Month.....	\$ 545,692
34	Authorized Casino Square Footage - End of Month.....	78,535
35	Authorized Simulcasting Square Footage - End of Month.....	
36	Simulcasting Revenue for the Month.....	
37	Simulcasting Handle for the Month.....	
38	Promotional Gaming Credits Wagered for the Month.....	\$ 839,695

Under penalties of perjury, I declare that I have examined this report, and to the best of my knowledge and belief, it is true and complete.

March 10, 2010  
DATE

  
Robert Allen

Director of Casino Finance 6793-11  
TITLE (LICENSE NUMBER)

**TRUMP MARINA**  
**MONTHLY GROSS REVENUE TAX RETURN**  
**SCHEDULE OF OTHER GAMES**  
**FOR THE MONTH OF FEBRUARY, 2010**

Line (a)	Type of Game (b)	Authorized Units (c)	Win or (Loss) (d)	Drop (e)	Win or (Loss) Percentage (f)
1	Red Dog				
2	Sic Bo				
3	Pai Gow Poker	2	70,935	246,905	28.7%
4	Pai Gow	2	(23,330)	54,242	-43.0%
5	Pokette				
6	Double Down Stud Poker				
7	Keno				
8	Caribbean Stud Poker	1	11,332	66,193	17.1%
9	Let it Ride Poker	2	61,241	462,900	13.2%
10	Super 7 1/2				
11	Mini-Craps				
12	Three Card Poker	5	279,594	780,958	35.8%
13	Caribbean Draw Poker				
14	Mini-Dice				
15	Fast Action Hold 'Em				
16	Casino War				
17	Countdown				
18	Spanish 21	3	84,645	302,012	28.0%
19	Colorado Hold'Em Poker				
20	Multi-Bacc				
21	Wild Aruba Stud Poker				
22	Monopoly Poker				
23	Table Slots				
24	Rainbow Dice				
25	Triple Shot				
26	Blackjack Switch				
27	Let's Get Wild Poker				
28	Boston 5 Stud Poker				
29	Double Cross Poker				
30	Double Attack Blackjack				
31	Shao Pai Gow				
32	6 to 5 Blackjack				
33	Four Card Poker	1	34,078	111,162	30.7%
34	Suspense 21				
35	Two Card Royal				
36	Player's Choice Poker				
37	Superfun 21				
38	Hawaii Hi-Lo				
39	Texas Hold 'Em Bonus Poker	1	1,538	2,602	59.1%
40	House Way Pai Gow Poker				
41	Flop Poker	1	13,145	71,931	18.3%
42	Two Card Joker Poker				
43	Ultimate Texas Hold 'Em	2	65,355	175,622	37.2%
44	Asia Poker				
45	Winner's Pot Poker				
46	1 Bet Threat Texas Hold 'Em				
47	Mississippi Stud	1	44,261	133,906	33.1%
48	Mini-Tex 3 Card Hold'Em	1	620	32,133	1.9%
49	Supreme Pai Gow				
	Total -(Must agree with line 7 on Pg 1)	22	\$ 643,414	\$ 2,440,566	26.4%

# TRUMP PLAZA

## MONTHLY GROSS REVENUE TAX RETURN

FOR THE MONTH OF FEBRUARY, 2010

### CASINO WIN - CURRENT MONTH

Line (a)	Type of Game (b)	Authorized Units (c)	Win or (Loss) (d)	Drop/Handle (e)	Win or (Loss) Percentage (f)
Table and Other Games:					
1	Blackjack	30	1,419,875	\$ 10,907,804	13.0%
2	Craps	4	577,878	3,023,778	19.1%
3	Roulette	8	806,353	2,419,945	33.3%
4	Big Six	0	0	0	0.0%
5	Baccarat	0	0	0	0.0%
6	Minibaccarat	9	518,956	4,621,775	11.2%
7	Other Games - (Page 2)	20	1,197,637	4,715,871	25.4%
8	Subtotal - Table and Other Games	71	4,520,699	\$ 25,689,173	17.6%
9	Poker				
10	Total - Table and Other Games	71	\$ 4,520,699		

Slot Machines:					
11	\$ .01 and .02 Slot Machines	575	\$ 3,546,503	\$ 30,227,070	11.7%
12	\$ .05 Slot Machines	160	703,833	6,245,921	11.3%
13	\$ .25 Slot Machines	512	1,786,593	22,392,978	8.0%
14	\$ .50 Slot Machines	79	260,980	5,091,463	5.1%
15	\$ 1.00 Slot Machines	202	894,520	12,140,587	7.4%
16	\$ 5.00 Slot Machines	54	399,053	5,533,545	7.2%
17	\$ 25.00 Slot Machines	13	93,091	911,000	10.2%
18	\$100.00 Slot Machines	6	17,400	387,800	4.5%
19	Multi-denominational Slot Machines	142	995,784	11,954,976	8.3%
20	Other Slot Machines	67	316,715	4,522,884	7.0%
21	Total - Slot Machines	1,810	\$ 9,014,472	\$ 99,408,224	9.1%
22	Total Casino Win		\$ 13,535,171		

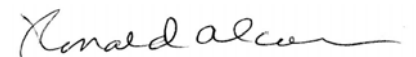
### TAX ON GROSS REVENUE

23	Year-to-Date Table and Other Games Win .....	\$ 9,416,242
24	Year-to-Date Slot Machine Win .....	18,517,628
25	Year-to-Date Total Casino Win .....	<b>\$ 27,933,870</b>
26	Adjustments .....	<b>\$ 6,253</b>
27	Year-To-Date Gross Revenue .....	<b>\$ 27,940,123</b>
28	Deduction for Eligible Promotional Gaming Credits .....	<b>0</b>
29	Year-To-Date Taxable Gross Revenue .....	<b>\$ 27,940,123</b>
30	Gross Revenue Tax (8% of line 29).....	\$ 2,235,210
31	Less - Total Tax Paid in Prior Months.....	1,151,953
32	Total Tax Required for this Month (line 30 less line 31).....	<b>\$ 1,083,257</b>
33	Total Progressive Payout Liability - End of Month.....	\$ 568,293
34	Authorized Casino Square Footage - End of Month.....	86,923
35	Authorized Simulcasting Square Footage - End of Month.....	
36	Simulcasting Revenue for the Month.....	
37	Simulcasting Handle for the Month.....	
38	Promotional Gaming Credits Wagered for the Month.....	\$ 459,552

Under penalties of perjury, I declare that I have examined this report, and to the best of my knowledge and belief, it is true and complete.

March 10, 2010

DATE



Ron Alcorn

Casino Controller (1623-11)

**TRUMP PLAZA**  
**MONTHLY GROSS REVENUE TAX RETURN**  
**SCHEDULE OF OTHER GAMES**  
**FOR THE MONTH OF FEBRUARY, 2010**

Line (a)	Type of Game (b)	Authorized Units (c)	Win or (Loss) (d)	Drop (e)	Win or (Loss) Percentage (f)
1	Red Dog				
2	Sic Bo				
3	Pai Gow Poker	2	165,092	547,978	30.1%
4	Pai Gow	2	121,831	427,084	28.5%
5	Pokette				
6	Double Down Stud Poker				
7	Keno				
8	Caribbean Stud Poker				
9	Let it Ride Poker	2	105,873	482,851	21.9%
10	Super 7 1/2				
11	Mini-Craps				
12	Three Card Poker	6	309,643	1,234,286	25.1%
13	Caribbean Draw Poker				
14	Mini-Dice				
15	Fast Action Hold 'Em				
16	Casino War				
17	Countdown				
18	Spanish 21	3	229,606	971,180	23.6%
19	Colorado Hold'Em Poker				
20	Multi-Bacc				
21	Wild Aruba Stud Poker				
22	Monopoly Poker				
23	Table Slots				
24	Rainbow Dice				
25	Triple Shot				
26	Blackjack Switch				
27	Let's Get Wild Poker				
28	Boston 5 Stud Poker				
29	Double Cross Poker				
30	Double Attack Blackjack				
31	Shao Pai Gow				
32	6 to 5 Blackjack				
33	Four Card Poker	2	110,454	612,554	18.0%
34	Suspense 21				
35	Two Card Royal				
36	Player's Choice Poker				
37	Superfun 21				
38	Hawaii Hi-Lo				
39	Texas Hold 'Em Bonus Poker	2	105,351	309,638	34.0%
40	House Way Pai Gow Poker				
41	Flop Poker				
42	Two Card Joker Poker				
43	Ultimate Texas Hold 'Em				
44	Asia Poker	1	49,787	130,300	38.2%
45	Winner's Pot Poker				
46	1 Bet Threat Texas Hold 'Em				
47	Mississippi Stud				
48	Mini-Tex 3 Card Hold'Em				
49	Supreme Pai Gow				
	Total -(Must agree with line 7 on Pg 1)	20	\$ 1,197,637	\$ 4,715,871	25.4%

# TRUMP TAJ MAHAL CASINO RESORT MONTHLY GROSS REVENUE TAX RETURN FOR THE MONTH OF FEBRUARY 2010

## CASINO WIN - CURRENT MONTH


Line (a)	Type of Game (b)	Authorized Units (c)	Win or (Loss) (d)	Drop/Handle (e)	Win or (Loss) Percentage (f)
<b>Table and Other Games:</b>					
1	Blackjack	65	\$ 1,498,724	\$ 28,279,315	5.3%
2	Craps	12	3,704,891	11,328,497	32.7%
3	Roulette	14	1,270,590	5,995,363	21.2%
4	Big Six	1	27,017	65,143	41.5%
5	Baccarat	0	0	0	0.0%
6	Minibaccarat	10	1,161,076	6,788,529	17.1%
7	Other Games - (Page 2)	34	2,253,623	8,890,148	25.3%
8	Subtotal - Table and Other Games	136	9,915,921	\$ 61,346,995	16.2%
9	Poker	70	1,194,240		
10	<b>Total - Table and Other Games</b>	<b>206</b>	<b>\$ 11,110,161</b>		
<b>Slot Machines:</b>					
11	\$ .01 and .02 Slot Machines	1,029	\$ 6,814,259	\$ 58,422,058	11.7%
12	\$ .05 Slot Machines	239	1,554,907	17,561,914	8.9%
13	\$ .25 Slot Machines	663	2,597,215	32,593,111	8.0%
14	\$ .50 Slot Machines	37	144,517	1,411,879	10.2%
15	\$ 1.00 Slot Machines	369	2,303,727	36,348,939	6.3%
16	\$ 5.00 Slot Machines	77	519,443	10,089,490	5.1%
17	\$ 25.00 Slot Machines	15	87,981	1,805,600	4.9%
18	\$100.00 Slot Machines	23	232,037	3,576,700	6.5%
19	Multi-denominational Slot Machines	512	2,744,039	37,494,213	7.3%
20	Other Slot Machines	33	164,120	2,464,478	6.7%
21	<b>Total - Slot Machines</b>	<b>2,997</b>	<b>\$ 17,162,245</b>	<b>\$ 201,768,382</b>	<b>8.5%</b>
22	<b>Total Casino Win</b>		<b>\$ 28,272,406</b>		

## TAX ON GROSS REVENUE

23	Year-to-Date Table and Other Games Win .....	\$ 23,623,819
24	Year-to-Date Slot Machine Win .....	36,658,631
25	Year-to-Date Total Casino Win .....	<b>\$ 60,282,450</b>
26	Adjustments .....	<b>\$ 909</b>
27	Year-To-Date Gross Revenue .....	<b>\$ 60,283,359</b>
28	Deduction for Eligible Promotional Gaming Credits .....	
29	Year-To-Date Taxable Gross Revenue .....	<b>\$ 60,283,359</b>
30	Gross Revenue Tax (8% of line 29).....	\$ 4,822,669
31	Less - Total Tax Paid in Prior Months.....	2,560,845
32	Total Tax Required for this Month (line 30 less line 31).....	\$ 2,261,824
33	Total Progressive Payout Liability - End of Month.....	\$ 1,194,235
34	Authorized Casino Square Footage - End of Month.....	149,445
35	Authorized Simulcasting Square Footage - End of Month.....	12,483
36	Simulcasting Revenue for the Month.....	\$ 56,355
37	Simulcasting Handle for the Month.....	\$ 689,017
38	Promotional Gaming Credits Wagered for the Month.....	\$ 1,583,211

Under penalties of perjury, I declare that I have examined this report, and to the best of my knowledge and belief, it is true and complete.

March 10, 2010  
DATE

  
Ford Palmer

Casino Controller 4086-11  
TITLE (LICENSE NUMBER)

**TRUMP TAJ MAHAL CASINO RESORT**  
**MONTHLY GROSS REVENUE TAX RETURN**  
**SCHEDULE OF OTHER GAMES**  
**FOR THE MONTH OF FEBRUARY 2010**

Line (a)	Type of Game (b)	Authorized Units (c)	Win or (Loss) (d)	Drop (e)	Win or (Loss) Percentage (f)
1	Red Dog				
2	Sic Bo	1	22,988	57,964	39.7%
3	Pai Gow Poker	5	255,734	1,183,987	21.6%
4	Pai Gow	3	203,717	918,172	22.2%
5	Pokette				
6	Double Down Stud Poker				
7	Keno	2	19,717	52,326	37.7%
8	Caribbean Stud Poker	2	73,847	320,296	23.1%
9	Let it Ride Poker	3	150,898	701,449	21.5%
10	Super 7 1/2				
11	Mini-Craps				
12	Three Card Poker	8	706,726	2,368,082	29.8%
13	Caribbean Draw Poker				
14	Mini-Dice				
15	Fast Action Hold 'Em				
16	Casino War				
17	Countdown				
18	Spanish 21	4	291,113	1,489,314	19.5%
19	Colorado Hold'Em Poker				
20	Multi-Bacc				
21	Wild Aruba Stud Poker				
22	Monopoly Poker				
23	Table Slots				
24	Rainbow Dice				
25	Triple Shot				
26	Blackjack Switch				
27	Let's Get Wild Poker				
28	Boston 5 Stud Poker				
29	Double Cross Poker				
30	Double Attack Blackjack	1	97,052	273,906	35.4%
31	Shao Pai Gow				
32	6 to 5 Blackjack				
33	Four Card Poker	2	204,628	854,978	23.9%
34	Suspense 21				
35	Two Card Royal				
36	Player's Choice Poker				
37	Superfun 21				
38	Hawaii Hi-Lo				
39	Texas Hold 'Em Bonus Poker	2	193,544	584,669	33.1%
40	House Way Pai Gow Poker				
41	Flop Poker				
42	Two Card Joker Poker				
43	Ultimate Texas Hold 'Em				
44	Asia Poker	1	33,659	85,005	39.6%
45	Winner's Pot Poker				
46	1 Bet Threat Texas Hold 'Em				
47	Mississippi Stud				
48	Mini-Tex 3 Card Hold'Em				
49	Supreme Pai Gow				
	Total -(Must agree with line 7 on Pg 1)	34	\$ 2,253,623	\$ 8,890,148	25.3%