

# ATLANTIC CITY HILTON(RIH ACQUISITIONS N.J.,LLC) MONTHLY GROSS REVENUE TAX RETURN FOR THE MONTH OF JULY, 2010

## CASINO WIN - CURRENT MONTH

Line (a)	Type of Game (b)	Authorized Units (c)	Win or (Loss) (d)	Drop/Handle (e)	Win or (Loss) Percentage (f)
<b>Table and Other Games:</b>					
1	Blackjack	37	\$ 1,584,099	\$ 13,606,338	11.6%
2	Craps	5	460,776	3,688,685	12.5%
3	Roulette	7	386,063	1,867,850	20.7%
4	Big Six	1	4,269	28,761	14.8%
5	Baccarat	0	0	0	0.0%
6	Minibaccarat	17	1,497,571	12,081,376	12.4%
7	Other Games - (Page 2)	23	1,268,800	5,158,246	24.6%
8	Subtotal - Table and Other Games	90	5,201,578	\$ 36,431,256	14.3%
9	Poker	2	19,861		
10	<b>Total - Table and Other Games</b>	<b>92</b>	<b>\$ 5,221,439</b>		

<b>Slot Machines:</b>					
11	\$ .01 and .02 Slot Machines	926	\$ 6,860,024	\$ 56,721,951	12.1%
12	\$ .05 Slot Machines	63	446,005	7,132,572	6.3%
13	\$ .25 Slot Machines	350	2,382,317	29,216,068	8.2%
14	\$ .50 Slot Machines	32	167,336	2,485,158	6.7%
15	\$ 1.00 Slot Machines	218	2,568,238	33,131,173	7.8%
16	\$ 5.00 Slot Machines	84	888,396	13,999,365	6.3%
17	\$ 25.00 Slot Machines	6	78,325	983,825	8.0%
18	\$100.00 Slot Machines	6	(41,585)	2,116,300	-2.0%
19	Multi-denominational Slot Machines	133	493,615	9,975,706	4.9%
20	Other Slot Machines	24	278,127	4,450,902	6.2%
21	<b>Total - Slot Machines</b>	<b>1,842</b>	<b>\$ 14,120,798</b>	<b>\$ 160,213,020</b>	<b>8.8%</b>
22	<b>Total Casino Win</b>		<b>\$ 19,342,237</b>		

## TAX ON GROSS REVENUE

23	Year-to-Date Table and Other Games Win .....	\$ 27,471,988	
24	Year-to-Date Slot Machine Win .....	72,415,736	
25	Year-to-Date Total Casino Win .....		<b>\$ 99,887,724</b>
26	Adjustments .....		
27	Year-To-Date Gross Revenue .....		<b>\$ 99,887,724</b>
28	Deduction for Eligible Promotional Gaming Credits .....		<b>\$ 7,409,277</b>
29	Year-To-Date Taxable Gross Revenue .....		<b>\$ 92,478,447</b>
30	Gross Revenue Tax (8% of line 29).....		\$ 7,398,276
31	Less - Total Tax Paid in Prior Months.....		6,031,391
32	Total Tax Required for this Month (line 30 less line 31).....		<b>\$ 1,366,885</b>
33	Total Progressive Payout Liability - End of Month.....	\$ 1,515,200	
34	Authorized Casino Square Footage - End of Month.....	75,416	
35	Authorized Simulcasting Square Footage - End of Month.....		
36	Simulcasting Revenue for the Month.....		
37	Simulcasting Handle for the Month.....		
38	Promotional Gaming Credits Wagered for the Month.....	\$ 3,201,417	

Under penalties of perjury, I declare that I have examined this report, and to the best of my knowledge and belief, it is true and complete.

August 10, 2010  
DATE



JOANNE MCKENSIE

CASINO CONTROLLER (1231-11)  
TITLE (LICENSE NUMBER)

**ATLANTIC CITY HILTON (RIH ACQUISITIONS N.J., LLC)**  
**MONTHLY GROSS REVENUE TAX RETURN**  
**SCHEDULE OF OTHER GAMES**  
**FOR THE MONTH OF JULY, 2010**

Type of Game (b)	Authorized Units (c)	Win or (Loss) (d)	Drop (e)	Win or (Loss) Percentage (f)
Sic Bo	1	19,280	78,707	24.5%
Pai Gow Poker	4	125,681	727,482	17.3%
Pai Gow	5	213,634	940,659	22.7%
Keno				
Caribbean Stud Poker	1	21,319	66,075	32.3%
Let it Ride Poker	2	172,816	626,694	27.6%
Three Card Poker	6	466,648	1,820,873	25.6%
Spanish 21	2	149,747	653,330	22.9%
Double Attack Blackjack				
Four Card Poker	1	80,124	156,032	51.4%
Texas Hold 'Em Bonus Poker				
House Way Pai Gow Poker				
Flop Poker	1	19,551	88,394	22.1%
Two Card Joker Poker				
Ultimate Texas Hold 'Em				
Asia Poker				
Winner's Pot Poker				
1 Bet Threat Texas Hold 'Em				
Mississippi Stud				
Mini-Tex 3 Card Hold'Em				
Supreme Pai Gow				
Total -(Must agree with line 7 on Pg 1)	23	\$ 1,268,800	\$ 5,158,246	24.6%

# BALLY'S ATLANTIC CITY

## MONTHLY GROSS REVENUE TAX RETURN

### FOR THE MONTH OF JULY, 2010

#### CASINO WIN - CURRENT MONTH

Line (a)	Type of Game (b)	Authorized Units (c)	Win or (Loss) (d)	Drop/Handle (e)	Win or (Loss) Percentage (f)
Table and Other Games:					
1	Blackjack	66	\$ 4,114,737	\$ 28,657,180	14.4%
2	Craps	10	975,685	9,963,229	9.8%
3	Roulette	21	1,936,488	10,499,192	18.4%
4	Big Six	2	164,613	463,384	35.5%
5	Baccarat	1	202,829	1,345,306	15.1%
6	Minibaccarat	20	2,876,348	16,825,332	17.1%
7	Other Games - (Page 2)	55	3,886,881	17,478,803	22.2%
8	Subtotal - Table and Other Games	175	14,157,581	\$ 85,232,426	16.6%
9	Poker	26	489,450		
10	Total - Table and Other Games	201	\$ 14,647,031		

Slot Machines:					
11	\$ .01 and .02 Slot Machines	988	\$ 10,021,567	\$ 77,450,570	12.9%
12	\$ .05 Slot Machines	418	2,461,816	22,824,010	10.8%
13	\$ .25 Slot Machines	860	6,232,636	69,070,778	9.0%
14	\$ .50 Slot Machines	97	989,096	8,863,134	11.2%
15	\$ 1.00 Slot Machines	343	4,193,840	57,965,018	7.2%
16	\$ 5.00 Slot Machines	96	1,225,094	19,347,730	6.3%
17	\$ 25.00 Slot Machines	18	257,214	3,464,875	7.4%
18	\$100.00 Slot Machines	13	167,074	1,941,700	8.6%
19	Multi-denominational Slot Machines	558	4,289,964	50,534,283	8.5%
20	Other Slot Machines	30	94,192	4,097,360	2.3%
21	Total - Slot Machines	3,421	\$ 29,932,493	\$ 315,559,458	9.5%
22	Total Casino Win		\$ 44,579,524		

#### TAX ON GROSS REVENUE

23	Year-to-Date Table and Other Games Win .....	\$ 90,747,569
24	Year-to-Date Slot Machine Win .....	173,128,160
25	Year-to-Date Total Casino Win .....	<b>\$ 263,875,729</b>
26	Adjustments .....	
27	Year-To-Date Gross Revenue .....	<b>\$ 263,875,729</b>
28	Deduction for Eligible Promotional Gaming Credits .....	<b>\$ 16,684,429</b>
29	Year-To-Date Taxable Gross Revenue .....	<b>\$ 247,191,300</b>
30	Gross Revenue Tax (8% of line 29).....	\$ 19,775,304
31	Less - Total Tax Paid in Prior Months.....	16,615,385
32	Total Tax Required for this Month (line 30 less line 31).....	\$ 3,159,919
33	Total Progressive Payout Liability - End of Month.....	\$ 2,848,523
34	Authorized Casino Square Footage - End of Month.....	167,209
35	Authorized Simulcasting Square Footage - End of Month.....	9,393
36	Simulcasting Revenue for the Month.....	\$ 103,384
37	Simulcasting Handle for the Month.....	\$ 1,183,268
38	Promotional Gaming Credits Wagered for the Month.....	\$ 4,763,219

Under penalties of perjury, I declare that I have examined this report, and to the best of my knowledge and belief, it is true and complete.

August 10, 2010  
DATE

*William Pangoras*

William Pangoras

Operations Controller (1792-11)  
TITLE (LICENSE NUMBER)

**BALLY'S ATLANTIC CITY  
MONTHLY GROSS REVENUE TAX RETURN  
SCHEDULE OF OTHER GAMES  
FOR THE MONTH OF JULY, 2010**

Type of Game (b)	Authorized Units (c)	Win or (Loss) (d)	Drop (e)	Win or (Loss) Percentage (f)
Sic Bo	1	77,918	358,512	21.7%
Pai Gow Poker	8	386,456	2,068,338	18.7%
Pai Gow	3	382,739	2,083,825	18.4%
Keno				
Caribbean Stud Poker	2	140,840	756,393	18.6%
Let it Ride Poker	4	276,343	1,419,847	19.5%
Three Card Poker	15	1,372,693	4,743,364	28.9%
Spanish 21	8	493,619	2,241,504	22.0%
Double Attack Blackjack				
Four Card Poker	6	347,303	1,672,342	20.8%
Texas Hold 'Em Bonus Poker	4	110,443	501,434	22.0%
House Way Pai Gow Poker				
Flop Poker				
Two Card Joker Poker				
Ultimate Texas Hold 'Em	1	134,672	907,511	14.8%
Asia Poker	2	158,074	696,581	22.7%
Winner's Pot Poker	1	5,781	29,152	19.8%
1 Bet Threat Texas Hold 'Em				
Mississippi Stud				
Mini-Tex 3 Card Hold'Em				
Supreme Pai Gow				
Total -(Must agree with line 7 on Pg 1)	55	\$ 3,886,881	\$ 17,478,803	22.2%

# BORGATA HOTEL CASINO AND SPA MONTHLY GROSS REVENUE TAX RETURN FOR THE MONTH OF July, 2010

## CASINO WIN - CURRENT MONTH

Line (a)	Type of Game (b)	Authorized Units (c)	Win or (Loss) (d)	Drop/Handle (e)	Win or (Loss) Percentage (f)
Table and Other Games:					
1	Blackjack	85	\$ 6,151,211	\$ 80,447,416	7.6%
2	Craps	14	2,213,325	22,376,268	9.9%
3	Roulette	21	2,916,891	14,479,532	20.1%
4	Big Six	1	77,267	193,474	39.9%
5	Baccarat	2	873,291	3,364,056	26.0%
6	Minibaccarat	9	614,265	6,809,877	9.0%
7	Other Games - (Page 2)	52	5,291,450	22,674,696	23.3%
8	Subtotal - Table and Other Games	184	18,137,700	\$ 150,345,319	12.1%
9	Poker	85	1,997,090		
10	Total - Table and Other Games	269	\$ 20,134,790		


Slot Machines:					
11	\$ .01 and .02 Slot Machines	1,260	\$ 15,645,297	\$ 136,995,372	11.4%
12	\$ .05 Slot Machines	583	5,285,082	57,444,629	9.2%
13	\$ .25 Slot Machines	390	3,593,235	44,883,184	8.0%
14	\$ .50 Slot Machines	95	940,726	9,066,736	10.4%
15	\$ 1.00 Slot Machines	236	4,202,862	48,537,433	8.7%
16	\$ 5.00 Slot Machines	89	2,334,040	33,790,020	6.9%
17	\$ 25.00 Slot Machines	20	415,619	16,251,775	2.6%
18	\$100.00 Slot Machines	12	564,940	6,970,400	8.1%
19	Multi-denominational Slot Machines	726	9,951,095	156,465,525	6.4%
20	Other Slot Machines	45	1,488,687	21,021,838	7.1%
21	Total - Slot Machines	3,456	\$ 44,421,583	\$ 531,426,912	8.4%
22	Total Casino Win		\$ 64,556,373		

## TAX ON GROSS REVENUE

23	Year-to-Date Table and Other Games Win .....	\$ 136,629,736	
24	Year-to-Date Slot Machine Win .....	248,340,453	
25	Year-to-Date Total Casino Win .....	<b>\$ 384,970,189</b>	
26	Adjustments .....		
27	Year-To-Date Gross Revenue .....	<b>\$ 384,970,189</b>	
28	Deduction for Eligible Promotional Gaming Credits .....	<b>\$ 21,537,002</b>	
29	Year-To-Date Taxable Gross Revenue .....	<b>\$ 363,433,187</b>	
30	Gross Revenue Tax (8% of line 29).....	\$ 29,074,655	
31	Less - Total Tax Paid in Prior Months.....	24,434,799	
32	Total Tax Required for this Month (line 30 less line 31).....	\$ 4,639,856	
33	Total Progressive Payout Liability - End of Month.....	\$ 884,676	
34	Authorized Casino Square Footage - End of Month.....	136,667	
35	Authorized Simulcasting Square Footage - End of Month.....	23,620	
36	Simulcasting Revenue for the Month.....	\$ 264,142	
37	Simulcasting Handle for the Month.....	\$ 3,046,963	
38	Promotional Gaming Credits Wagered for the Month.....	\$ 6,801,934	

Under penalties of perjury, I declare that I have examined this report, and to the best of my knowledge and belief, it is true and complete.

August 10, 2010  
DATE

  
Betty J. Parker

Casino Controller Lic . # 8038-11

# BORGATA HOTEL CASINO AND SPA MONTHLY GROSS REVENUE TAX RETURN SCHEDULE OF OTHER GAMES

FOR THE MONTH OF July, 2010

Type of Game (b)	Authorized Units (c)	Win or (Loss) (d)	Drop (e)	Win or (Loss) Percentage (f)
Sic Bo				
Pai Gow Poker	6	770,504	2,617,980	29.4%
Pai Gow	2	233,574	1,111,294	21.0%
Keno				
Caribbean Stud Poker	4	319,003	1,062,146	30.0%
Let it Ride Poker	5	436,442	2,760,843	15.8%
Three Card Poker	16	1,513,187	7,198,712	21.0%
Spanish 21	5	701,801	2,519,178	27.9%
Double Attack Blackjack				
Four Card Poker	4	451,981	2,067,120	21.9%
Texas Hold 'Em Bonus Poker	4	393,960	1,299,222	30.3%
House Way Pai Gow Poker				
Flop Poker	4	251,936	1,284,300	19.6%
Two Card Joker Poker				
Ultimate Texas Hold 'Em				
Asia Poker	2	219,062	753,901	29.1%
Winner's Pot Poker				
1 Bet Threat Texas Hold 'Em				
Mississippi Stud				
Mini-Tex 3 Card Hold'Em				
Supreme Pai Gow				
Total -(Must agree with line 7 on Pg 1)	52	\$ 5,291,450	\$ 22,674,696	23.3%

# CAESARS ATLANTIC CITY

## MONTHLY GROSS REVENUE TAX RETURN

### FOR THE MONTH OF JULY, 2010

#### CASINO WIN - CURRENT MONTH

Line (a)	Type of Game (b)	Authorized Units (c)	Win or (Loss) (d)	Drop/Handle (e)	Win or (Loss) Percentage (f)
Table and Other Games:					
1	Blackjack	61	\$ 5,683,602	\$ 43,111,407	13.2%
2	Craps	13	2,899,373	15,075,578	19.2%
3	Roulette	16	2,874,274	10,409,116	27.6%
4	Big Six	1	38,948	88,230	44.1%
5	Baccarat	3	279,172	1,547,131	18.0%
6	Minibaccarat	11	1,949,854	9,320,230	20.9%
7	Other Games - (Page 2)	44	3,422,516	14,867,904	23.0%
8	Subtotal - Table and Other Games	149	17,147,739	\$ 94,419,596	18.2%
9	Poker	32	401,822		
10	Total - Table and Other Games	181	\$ 17,549,561		

Slot Machines:					
11	\$ .01 and .02 Slot Machines	946	\$ 9,521,707	\$ 76,781,368	12.4%
12	\$ .05 Slot Machines	230	1,949,854	16,313,565	12.0%
13	\$ .25 Slot Machines	416	1,985,561	23,339,447	8.5%
14	\$ .50 Slot Machines	58	419,681	4,438,299	9.5%
15	\$ 1.00 Slot Machines	282	3,087,934	34,560,411	8.9%
16	\$ 5.00 Slot Machines	66	1,253,046	17,854,260	7.0%
17	\$ 25.00 Slot Machines	18	380,631	7,127,925	5.3%
18	\$100.00 Slot Machines	14	72,386	4,233,100	1.7%
19	Multi-denominational Slot Machines	431	3,606,289	47,999,601	7.5%
20	Other Slot Machines	46	545,435	11,909,492	4.6%
21	Total - Slot Machines	2,507	\$ 22,822,524	\$ 244,557,468	9.3%
22	Total Casino Win		\$ 40,372,085		

#### TAX ON GROSS REVENUE

23	Year-to-Date Table and Other Games Win .....	\$ 95,249,710	
24	Year-to-Date Slot Machine Win .....	148,147,093	
25	Year-to-Date Total Casino Win .....	<b>\$ 243,396,803</b>	
26	Adjustments .....	<b>\$ 18,811</b>	
27	Year-To-Date Gross Revenue .....	<b>\$ 243,415,614</b>	
28	Deduction for Eligible Promotional Gaming Credits .....	<b>\$ 15,743,515</b>	
29	Year-To-Date Taxable Gross Revenue .....	<b>\$ 227,672,099</b>	
30	Gross Revenue Tax (8% of line 29).....	\$ 18,213,768	
31	Less - Total Tax Paid in Prior Months.....	15,366,321	
32	Total Tax Required for this Month (line 30 less line 31).....	\$ 2,847,447	
33	Total Progressive Payout Liability - End of Month.....	\$ 831,581	
34	Authorized Casino Square Footage - End of Month.....	111,201	
35	Authorized Simulcasting Square Footage - End of Month.....	30,081	
36	Simulcasting Revenue for the Month.....	\$ 94,754	
37	Simulcasting Handle for the Month.....	\$ 905,445	
38	Promotional Gaming Credits Wagered for the Month.....	\$ 3,929,543	

Under penalties of perjury, I declare that I have examined this report, and to the best of my knowledge and belief, it is true and complete.

August 10, 2010  
DATE

  
DONNA HOGAN

OPERATIONAL CONTROLLER (7516-11)  
TITLE (LICENSE NUMBER)

**CAESARS ATLANTIC CITY**  
**MONTHLY GROSS REVENUE TAX RETURN**  
**SCHEDULE OF OTHER GAMES**  
**FOR THE MONTH OF JULY, 2010**

Type of Game (b)	Authorized Units (c)	Win or (Loss) (d)	Drop (e)	Win or (Loss) Percentage (f)
Sic Bo	1	71,483	208,446	34.3%
Pai Gow Poker	6	365,590	2,498,718	14.6%
Pai Gow	5	552,620	2,670,670	20.7%
Keno	3	25,978	73,495	35.3%
Caribbean Stud Poker	2	46,615	304,970	15.3%
Let it Ride Poker	3	135,592	724,596	18.7%
Three Card Poker	8	970,150	3,543,554	27.4%
Spanish 21	6	270,630	1,537,016	17.6%
Double Attack Blackjack	1	130,104	403,786	32.2%
Four Card Poker	4	398,476	1,413,978	28.2%
Texas Hold 'Em Bonus Poker	2	109,356	374,574	29.2%
House Way Pai Gow Poker				
Flop Poker				
Two Card Joker Poker				
Ultimate Texas Hold 'Em	1	69,513	279,416	24.9%
Asia Poker	2	276,409	834,685	33.1%
Winner's Pot Poker				
1 Bet Threat Texas Hold 'Em				
Mississippi Stud				
Mini-Tex 3 Card Hold'Em				
Supreme Pai Gow				
Total -(Must agree with line 7 on Pg 1)	44	\$ 3,422,516	\$ 14,867,904	23.0%



# HARRAH'S RESORT ATLANTIC CITY

## MONTHLY GROSS REVENUE TAX RETURN

FOR THE MONTH OF JULY 2010

### CASINO WIN - CURRENT MONTH

Line (a)	Type of Game (b)	Authorized Units (c)	Win or (Loss) (d)	Drop/Handle (e)	Win or (Loss) Percentage (f)
Table and Other Games:					
1	Blackjack	69	\$ 5,438,087	\$ 31,364,247	17.3%
2	Craps	8	1,105,752	8,165,085	13.5%
3	Roulette	12	1,114,443	6,060,948	18.4%
4	Big Six	1	3,495	21,968	15.9%
5	Baccarat				0.0%
6	Minibaccarat	6	204,837	6,683,829	3.1%
7	Other Games - (Page 2)	31	2,297,362	9,776,041	23.5%
8	Subtotal - Table and Other Games	127	10,163,976	\$ 62,072,118	16.4%
9	Poker	40	547,803		
10	Total - Table and Other Games	167	\$ 10,711,779		
Slot Machines:					
11	\$ .01 and .02 Slot Machines	383	\$ 4,082,311	\$ 47,179,534	8.7%
12	\$ .05 Slot Machines	388	5,636,428	48,334,997	11.7%
13	\$ .25 Slot Machines	544	5,694,567	53,063,023	10.7%
14	\$ .50 Slot Machines	21	166,457	1,124,441	14.8%
15	\$ 1.00 Slot Machines	197	3,685,816	36,485,218	10.1%
16	\$ 5.00 Slot Machines	67	883,119	14,203,095	6.2%
17	\$ 25.00 Slot Machines	16	133,348	5,016,200	2.7%
18	\$100.00 Slot Machines	10	202,120	1,757,600	11.5%
19	Multi-denominational Slot Machines	1,205	13,705,452	181,446,974	7.6%
20	Other Slot Machines	26	348,765	4,139,777	8.4%
21	Total - Slot Machines	2,857	\$ 34,538,383	\$ 392,750,859	8.8%
22	Total Casino Win		\$ 45,250,162		

### TAX ON GROSS REVENUE

23	Year-to-Date Table and Other Games Win .....	\$ 62,591,226
24	Year-to-Date Slot Machine Win .....	210,710,817
25	Year-to-Date Total Casino Win .....	<b>\$ 273,302,043</b>
26	Adjustments .....	
27	Year-To-Date Gross Revenue .....	<b>\$ 273,302,043</b>
28	Deduction for Eligible Promotional Gaming Credits .....	<b>\$ 15,391,693</b>
29	Year-To-Date Taxable Gross Revenue .....	<b>\$ 257,910,350</b>
30	Gross Revenue Tax (8% of line 29).....	\$ 20,632,828
31	Less - Total Tax Paid in Prior Months.....	17,387,766
32	Total Tax Required for this Month (line 30 less line 31).....	\$ 3,245,062
33	Total Progressive Payout Liability - End of Month.....	\$ 1,492,437
34	Authorized Casino Square Footage - End of Month.....	177,001
35	Authorized Simulcasting Square Footage - End of Month.....	569
36	Simulcasting Revenue for the Month.....	\$ 57,292
37	Simulcasting Handle for the Month.....	\$ 703,619
38	Promotional Gaming Credits Wagered for the Month.....	\$ 4,303,717

Under penalties of perjury, I declare that I have examined this report, and to the best of my knowledge and belief, it is true and complete.

August 10, 2010

DATE



Joseph Lodise

Operations Controller (008900-11)  
TITLE (LICENSE NUMBER)

**HARRAH'S RESORT ATLANTIC CITY  
MONTHLY GROSS REVENUE TAX RETURN  
SCHEDULE OF OTHER GAMES  
FOR THE MONTH OF JULY 2010**

Type of Game (b)	Authorized Units (c)	Win or (Loss) (d)	Drop (e)	Win or (Loss) Percentage (f)
Sic Bo				
Pai Gow Poker	3	165,164	840,404	19.7%
Pai Gow	1	45,370	514,562	8.8%
Keno	4	57,088	144,138	39.6%
Caribbean Stud Poker	1	67,399	262,196	25.7%
Let it Ride Poker	4	322,058	1,648,967	19.5%
Three Card Poker	10	994,599	3,523,971	28.2%
Spanish 21	1	90,073	412,173	21.9%
Double Attack Blackjack	1	44,536	137,172	32.5%
Four Card Poker	2	186,423	590,977	31.5%
Texas Hold 'Em Bonus Poker	1	80,721	411,814	19.6%
House Way Pai Gow Poker				
Flop Poker	3	243,931	1,289,667	18.9%
Two Card Joker Poker				
Ultimate Texas Hold 'Em				
Asia Poker				
Winner's Pot Poker				
1 Bet Threat Texas Hold 'Em				
Mississippi Stud				
Mini-Tex 3 Card Hold'Em				
Supreme Pai Gow				
Total -(Must agree with line 7	31	\$ 2,297,362	\$ 9,776,041	23.5%

# RESORTS ATLANTIC CITY

## MONTHLY GROSS REVENUE TAX RETURN

### FOR THE MONTH OF JULY, 2010

#### CASINO WIN - CURRENT MONTH


Line (a)	Type of Game (b)	Authorized Units (c)	Win or (Loss) (d)	Drop/Handle (e)	Win or (Loss) Percentage (f)
Table and Other Games:					
1	Blackjack	33	\$ 1,066,958	\$ 10,775,376	9.9%
2	Craps	5	300,432	3,030,096	9.9%
3	Roulette	9	494,223	1,973,521	25.0%
4	Big Six	1	34,851	83,843	41.6%
5	Baccarat	1	0	0	0.0%
6	Minibaccarat	20	1,190,286	12,466,483	9.5%
7	Other Games - (Page 2)	14	694,566	3,316,448	20.9%
8	Subtotal - Table and Other Games	83	3,781,316	\$ 31,645,767	11.9%
9	Poker	0	0		
10	Total - Table and Other Games	83	\$ 3,781,316		
Slot Machines:					
11	\$ .01 and .02 Slot Machines	603	\$ 4,158,301	\$ 34,657,006	12.0%
12	\$ .05 Slot Machines	190	630,792	6,608,443	9.5%
13	\$ .25 Slot Machines	413	1,764,081	19,050,610	9.3%
14	\$ .50 Slot Machines	47	157,105	2,170,932	7.2%
15	\$ 1.00 Slot Machines	178	844,282	12,878,866	6.6%
16	\$ 5.00 Slot Machines	52	332,496	5,911,880	5.6%
17	\$ 25.00 Slot Machines	10	78,836	3,150,275	2.5%
18	\$100.00 Slot Machines	10	98,485	4,659,500	2.1%
19	Multi-denominational Slot Machines	829	3,935,429	57,780,971	6.8%
20	Other Slot Machines	20	119,747	1,903,742	6.3%
21	Total - Slot Machines	2,352	\$ 12,119,554	\$ 148,772,225	8.1%
22	Total Casino Win		\$ 15,900,870		

#### TAX ON GROSS REVENUE

23	Year-to-Date Table and Other Games Win .....	\$ 25,385,003
24	Year-to-Date Slot Machine Win .....	69,388,548
25	Year-to-Date Total Casino Win .....	<b>\$ 94,773,551</b>
26	Adjustments .....	<b>\$ (2,942)</b>
27	Year-To-Date Gross Revenue .....	<b>\$ 94,770,609</b>
28	Deduction for Eligible Promotional Gaming Credits .....	<b>\$ 6,964,231</b>
29	Year-To-Date Taxable Gross Revenue .....	<b>\$ 87,806,378</b>
30	Gross Revenue Tax (8% of line 29).....	\$ 7,024,510
31	Less - Total Tax Paid in Prior Months.....	5,922,093
32	Total Tax Required for this Month (line 30 less line 31).....	\$ 1,102,417
33	Total Progressive Payout Liability - End of Month.....	\$ 737,573
34	Authorized Casino Square Footage - End of Month.....	99,030
35	Authorized Simulcasting Square Footage - End of Month.....	
36	Simulcasting Revenue for the Month.....	
37	Simulcasting Handle for the Month.....	
38	Promotional Gaming Credits Wagered for the Month.....	\$ 2,504,486

Under penalties of perjury, I declare that I have examined this report, and to the best of my knowledge and belief, it is true and complete.

August 10, 2010  
DATE

  
Walter Simon

Director Operational Accting 3930-11  
TITLE (LICENSE NUMBER)

**RESORTS ATLANTIC CITY  
MONTHLY GROSS REVENUE TAX RETURN  
SCHEDULE OF OTHER GAMES  
FOR THE MONTH OF JULY, 2010**

Type of Game (b)	Authorized Units (c)	Win or (Loss) (d)	Drop (e)	Win or (Loss) Percentage (f)
Sic Bo				
Pai Gow Poker	1	60,071	275,597	21.8%
Pai Gow	2	101,759	725,641	14.0%
Keno				
Caribbean Stud Poker				
Let it Ride Poker	2	64,096	548,549	11.7%
Three Card Poker	5	314,244	1,187,366	26.5%
Spanish 21	3	133,327	531,891	25.1%
Double Attack Blackjack				
Four Card Poker				
Texas Hold 'Em Bonus Poker	1	21,069	47,404	44.4%
House Way Pai Gow Poker				
Flop Poker				
Two Card Joker Poker				
Ultimate Texas Hold 'Em				
Asia Poker				
Winner's Pot Poker				
1 Bet Threat Texas Hold 'Em				
Mississippi Stud				
Mini-Tex 3 Card Hold'Em				
Supreme Pai Gow				
Total -(Must agree with line 7 on Pg 1)	14	\$ 694,566	\$ 3,316,448	20.9%

# SHOWBOAT

## MONTHLY GROSS REVENUE TAX RETURN

### FOR THE MONTH OF JULY, 2010

#### CASINO WIN - CURRENT MONTH

Line (a)	Type of Game (b)	Authorized Units (c)	Win or (Loss) (d)	Drop/Handle (e)	Win or (Loss) Percentage (f)
Table and Other Games:					
1	Blackjack	37	\$ 1,212,506	\$ 11,111,844	10.9%
2	Craps	5	714,775	3,528,192	20.3%
3	Roulette	9	538,800	2,700,433	20.0%
4	Big Six	1	52,194	128,759	40.5%
5	Baccarat				0.0%
6	Minibaccarat	8	744,252	6,667,788	11.2%
7	Other Games - (Page 2)	22	1,450,115	6,477,939	22.4%
8	Subtotal - Table and Other Games	82	4,712,642	\$ 30,614,955	15.4%
9	Poker	22	295,553		
10	Total - Table and Other Games	104	\$ 5,008,195		


Slot Machines:					
11	\$ .01 and .02 Slot Machines	548	\$ 5,427,756	\$ 44,744,534	12.1%
12	\$ .05 Slot Machines	149	3,068,301	21,915,134	14.0%
13	\$ .25 Slot Machines	286	2,935,076	27,816,766	10.6%
14	\$ .50 Slot Machines	3	29,791	231,891	12.8%
15	\$ 1.00 Slot Machines	180	1,183,240	22,842,792	5.2%
16	\$ 5.00 Slot Machines	24	297,118	5,263,620	5.6%
17	\$ 25.00 Slot Machines	3	34,353	558,075	6.2%
18	\$100.00 Slot Machines	3	31,363	211,300	14.8%
19	Multi-denominational Slot Machines	1,454	10,760,072	106,651,334	10.1%
20	Other Slot Machines	5	(1,500)	686,360	-0.2%
21	Total - Slot Machines	2,655	\$ 23,765,570	\$ 230,921,806	10.3%
22	Total Casino Win		\$ 28,773,765		

#### TAX ON GROSS REVENUE

23	Year-to-Date Table and Other Games Win .....	\$ 31,048,396
24	Year-to-Date Slot Machine Win .....	141,892,203
25	Year-to-Date Total Casino Win .....	<b>\$ 172,940,599</b>
26	Adjustments .....	<b>\$ 1,275</b>
27	Year-To-Date Gross Revenue .....	<b>\$ 172,941,874</b>
28	Deduction for Eligible Promotional Gaming Credits .....	<b>\$ 10,731,520</b>
29	Year-To-Date Taxable Gross Revenue .....	<b>\$ 162,210,354</b>
30	Gross Revenue Tax (8% of line 29).....	\$ 12,976,828
31	Less - Total Tax Paid in Prior Months.....	10,936,353
32	Total Tax Required for this Month (line 30 less line 31).....	\$ 2,040,475
33	Total Progressive Payout Liability - End of Month.....	\$ 1,719,159
34	Authorized Casino Square Footage - End of Month.....	122,454
35	Authorized Simulcasting Square Footage - End of Month.....	17,086
36	Simulcasting Revenue for the Month.....	\$ 41,168
37	Simulcasting Handle for the Month.....	\$ 504,071
38	Promotional Gaming Credits Wagered for the Month.....	\$ 5,115,922

Under penalties of perjury, I declare that I have examined this report, and to the best of my knowledge and belief, it is true and complete.

August 7, 2010  
DATE

  
Gail Myers

Operations Controller 3470-11  
TITLE (LICENSE NUMBER)

**SHOWBOAT  
MONTHLY GROSS REVENUE TAX RETURN  
SCHEDULE OF OTHER GAMES  
FOR THE MONTH OF JULY, 2010**

Type of Game (b)	Authorized Units (c)	Win or (Loss) (d)	Drop (e)	Win or (Loss) Percentage (f)
Sic Bo				
Pai Gow Poker	3	121,133	916,841	13.2%
Pai Gow	2	126,697	810,136	15.6%
Keno				
Caribbean Stud Poker	1	18,954	58,739	32.3%
Let it Ride Poker	3	217,233	797,753	27.2%
Three Card Poker	7	632,337	2,167,161	29.2%
Spanish 21	1	67,361	322,969	20.9%
Double Attack Blackjack	1	93,433	367,290	25.4%
Four Card Poker	1	42,089	337,699	12.5%
Texas Hold 'Em Bonus Poker				
House Way Pai Gow Poker				
Flop Poker	2	67,191	452,752	14.8%
Two Card Joker Poker				
Ultimate Texas Hold 'Em	1	63,687	246,599	25.8%
Asia Poker				
Winner's Pot Poker				
1 Bet Threat Texas Hold 'Em				
Mississippi Stud				
Mini-Tex 3 Card Hold'Em				
Supreme Pai Gow				
Total -(Must agree with line 7 on Pg 1)	22	\$ 1,450,115	\$ 6,477,939	22.4%

# TROPICANA CASINO & RESORT

## MONTHLY GROSS REVENUE TAX RETURN

FOR THE MONTH OF JULY, 2010

### CASINO WIN - CURRENT MONTH

Line (a)	Type of Game (b)	Authorized Units (c)	Win or (Loss) (d)	Drop/Handle (e)	Win or (Loss) Percentage (f)
Table and Other Games:					
1	Blackjack	62	\$ 2,025,295	\$ 22,852,864	8.9%
2	Craps	8	188,594	8,119,749	2.3%
3	Roulette	15	1,138,881	5,947,590	19.1%
4	Big Six	1	113,299	357,146	31.7%
5	Baccarat	1	0	0	0.0%
6	Minibaccarat	12	926,417	8,995,913	10.3%
7	Other Games - (Page 2)	27	2,163,413	9,088,082	23.8%
8	Subtotal - Table and Other Games	126	6,555,899	\$ 55,361,344	11.8%
9	Poker	34	547,001		
10	Total - Table and Other Games	160	\$ 7,102,900		

Slot Machines:					
11	\$ .01 and .02 Slot Machines	864	\$ 6,875,899	\$ 57,930,721	11.9%
12	\$ .05 Slot Machines	237	1,233,468	14,683,728	8.4%
13	\$ .25 Slot Machines	288	2,368,956	29,802,234	7.9%
14	\$ .50 Slot Machines	34	336,909	3,613,014	9.3%
15	\$ 1.00 Slot Machines	225	2,150,710	24,487,843	8.8%
16	\$ 5.00 Slot Machines	53	515,082	6,311,525	8.2%
17	\$ 25.00 Slot Machines	15	99,617	915,275	10.9%
18	\$100.00 Slot Machines	12	11,210	676,500	1.7%
19	Multi-denominational Slot Machines	1,291	7,493,077	88,949,832	8.4%
20	Other Slot Machines	47	216,336	4,070,496	5.3%
21	Total - Slot Machines	3,066	\$ 21,301,264	\$ 231,441,168	9.2%
22	Total Casino Win		\$ 28,404,164		

### TAX ON GROSS REVENUE

23	Year-to-Date Table and Other Games Win .....	\$ 49,346,014
24	Year-to-Date Slot Machine Win .....	121,928,857
25	Year-to-Date Total Casino Win .....	<b>\$ 171,274,871</b>
26	Adjustments .....	
27	Year-To-Date Gross Revenue .....	<b>\$ 171,274,871</b>
28	Deduction for Eligible Promotional Gaming Credits .....	<b>\$ 10,606,105</b>
29	Year-To-Date Taxable Gross Revenue .....	<b>\$ 160,668,766</b>
30	Gross Revenue Tax (8% of line 29).....	\$ 12,853,501
31	Less - Total Tax Paid in Prior Months.....	10,839,539
32	Total Tax Required for this Month (line 30 less line 31).....	\$ 2,013,962
33	Total Progressive Payout Liability - End of Month.....	\$ 1,306,392
34	Authorized Casino Square Footage - End of Month.....	139,052
35	Authorized Simulcasting Square Footage - End of Month.....	
36	Simulcasting Revenue for the Month.....	
37	Simulcasting Handle for the Month.....	
38	Promotional Gaming Credits Wagered for the Month.....	\$ 2,978,994

Under penalties of perjury, I declare that I have examined this report, and to the best of my knowledge and belief, it is true and complete.

August 10, 2010

DATE



Jeff Bohrer

Casino Controller 7488-11

**TROPICANA CASINO & RESORT  
MONTHLY GROSS REVENUE TAX RETURN  
SCHEDULE OF OTHER GAMES  
FOR THE MONTH OF JULY, 2010**

Type of Game (b)	Authorized Units (c)	Win or (Loss) (d)	Drop (e)	Win or (Loss) Percentage (f)
Sic Bo				
Pai Gow Poker	2	190,654	771,902	24.7%
Pai Gow	3	126,553	858,929	14.7%
Keno				
Caribbean Stud Poker	1	103,036	371,116	27.8%
Let it Ride Poker	3	100,452	790,439	12.7%
Three Card Poker	9	784,390	2,829,529	27.7%
Spanish 21	4	406,824	1,459,313	27.9%
Double Attack Blackjack	1	59,870	480,072	12.5%
Four Card Poker	2	201,368	753,928	26.7%
Texas Hold 'Em Bonus Poker	2	190,266	772,854	24.6%
House Way Pai Gow Poker				
Flop Poker				
Two Card Joker Poker				
Ultimate Texas Hold 'Em				
Asia Poker				
Winner's Pot Poker				
1 Bet Threat Texas Hold 'Em				
Mississippi Stud				
Mini-Tex 3 Card Hold'Em				
Supreme Pai Gow				
Total -(Must agree with line 7 on Pg 1)	27	\$ 2,163,413	\$ 9,088,082	23.8%



# TRUMP MARINA

## MONTHLY GROSS REVENUE TAX RETURN

FOR THE MONTH OF July, 2010

### CASINO WIN - CURRENT MONTH

Line (a)	Type of Game (b)	Authorized Units (c)	Win or (Loss) (d)	Drop/Handle (e)	Win or (Loss) Percentage (f)
Table and Other Games:					
1	Blackjack	26	\$ 794,273	\$ 5,601,517	14.2%
2	Craps	6	406,744	3,290,411	12.4%
3	Roulette	6	276,038	1,246,591	22.1%
4	Big Six	0	0	0	0.0%
5	Baccarat	0	0	0	0.0%
6	Minibaccarat	11	404,518	8,753,245	4.6%
7	Other Games - (Page 2)	21	895,084	3,675,098	24.4%
8	Subtotal - Table and Other Games	70	2,776,657	\$ 22,566,862	12.3%
9	Poker				
10	Total - Table and Other Games	70	\$ 2,776,657		


Slot Machines:					
11	\$ .01 and .02 Slot Machines	586	\$ 4,876,918	\$ 45,380,702	10.7%
12	\$ .05 Slot Machines	235	1,369,051	13,786,178	9.9%
13	\$ .25 Slot Machines	357	1,589,084	20,112,576	7.9%
14	\$ .50 Slot Machines	40	217,324	2,709,228	8.0%
15	\$ 1.00 Slot Machines	223	1,320,967	19,284,361	6.8%
16	\$ 5.00 Slot Machines	48	224,746	4,402,955	5.1%
17	\$ 25.00 Slot Machines	10	110,228	1,104,250	10.0%
18	\$100.00 Slot Machines	5	149,900	495,900	30.2%
19	Multi-denominational Slot Machines	228	1,375,004	19,986,810	6.9%
20	Other Slot Machines	16	87,919	1,501,865	5.9%
21	Total - Slot Machines	1,748	\$ 11,321,141	\$ 128,764,825	8.8%
22	Total Casino Win		\$ 14,097,798		

### TAX ON GROSS REVENUE

23	Year-to-Date Table and Other Games Win .....	\$ 20,037,202	
24	Year-to-Date Slot Machine Win .....	66,610,770	
25	Year-to-Date Total Casino Win .....	<b>\$ 86,647,972</b>	
26	Adjustments .....	<b>\$ 283</b>	
27	Year-To-Date Gross Revenue .....	<b>\$ 86,648,255</b>	
28	Deduction for Eligible Promotional Gaming Credits .....	<b>\$ 6,033,229</b>	
29	Year-To-Date Taxable Gross Revenue .....	<b>\$ 80,615,026</b>	
30	Gross Revenue Tax (8% of line 29).....	\$ 6,449,202	
31	Less - Total Tax Paid in Prior Months.....	5,468,427	
32	Total Tax Required for this Month (line 30 less line 31).....	\$ 980,775	
33	Total Progressive Payout Liability - End of Month.....	\$ 703,663	
34	Authorized Casino Square Footage - End of Month.....	78,535	
35	Authorized Simulcasting Square Footage - End of Month.....		
36	Simulcasting Revenue for the Month.....		
37	Simulcasting Handle for the Month.....		
38	Promotional Gaming Credits Wagered for the Month.....	\$ 1,567,759	

Under penalties of perjury, I declare that I have examined this report, and to the best of my knowledge and belief, it is true and complete.

August 10, 2010  
DATE



Robert Allen

Director of Casino Finance 6793-11  
TITLE (LICENSE NUMBER)

**TRUMP MARINA**  
**MONTHLY GROSS REVENUE TAX RETURN**  
**SCHEDULE OF OTHER GAMES**  
**FOR THE MONTH OF July, 2010**

Type of Game (b)	Authorized Units (c)	Win or (Loss) (d)	Drop (e)	Win or (Loss) Percentage (f)
Sic Bo				
Pai Gow Poker	2	94,423	370,981	25.5%
Pai Gow	1	22,287	170,429	13.1%
Keno				
Caribbean Stud Poker	1	21,685	149,679	14.5%
Let it Ride Poker	2	165,055	619,250	26.7%
Three Card Poker	5	269,727	1,066,908	25.3%
Spanish 21	3	103,037	441,381	23.3%
Double Attack Blackjack				
Four Card Poker	1	39,137	188,184	20.8%
Texas Hold 'Em Bonus Poker	1	0	0	
House Way Pai Gow Poker				
Flop Poker	1	18,385	78,997	23.3%
Two Card Joker Poker				
Ultimate Texas Hold 'Em	2	85,957	255,849	33.6%
Asia Poker				
Winner's Pot Poker				
1 Bet Threat Texas Hold 'Em				
Mississippi Stud	1	60,801	297,184	20.5%
Mini-Tex 3 Card Hold'Em	1	14,590	36,256	40.2%
Supreme Pai Gow				
Total -(Must agree with line 7 on Pg 1)	21	\$ 895,084	\$ 3,675,098	24.4%

# TRUMP PLAZA

## MONTHLY GROSS REVENUE TAX RETURN

FOR THE MONTH OF JULY, 2010

### CASINO WIN - CURRENT MONTH

Line (a)	Type of Game (b)	Authorized Units (c)	Win or (Loss) (d)	Drop/Handle (e)	Win or (Loss) Percentage (f)
Table and Other Games:					
1	Blackjack	30	1,467,292	\$ 13,086,643	11.2%
2	Craps	4	515,275	3,747,049	13.8%
3	Roulette	8	555,907	2,763,500	20.1%
4	Big Six	0	0	0	0.0%
5	Baccarat	0	0	0	0.0%
6	Minibaccarat	9	513,766	6,052,793	8.5%
7	Other Games - (Page 2)	20	1,109,859	5,197,772	21.4%
8	Subtotal - Table and Other Games	71	4,162,099	\$ 30,847,757	13.5%
9	Poker				
10	Total - Table and Other Games	71	\$ 4,162,099		
Slot Machines:					
11	\$ .01 and .02 Slot Machines	595	\$ 4,716,447	\$ 39,283,776	12.0%
12	\$ .05 Slot Machines	146	733,448	7,189,206	10.2%
13	\$ .25 Slot Machines	474	2,604,128	27,904,221	9.3%
14	\$ .50 Slot Machines	70	420,011	6,653,499	6.3%
15	\$ 1.00 Slot Machines	155	1,301,270	14,643,561	8.9%
16	\$ 5.00 Slot Machines	40	451,701	6,057,030	7.5%
17	\$ 25.00 Slot Machines	13	2,765	2,601,600	0.1%
18	\$100.00 Slot Machines	6	34,100	157,400	21.7%
19	Multi-denominational Slot Machines	144	493,349	19,055,722	2.6%
20	Other Slot Machines	65	470,603	6,588,586	7.1%
21	Total - Slot Machines	1,708	\$ 11,227,822	\$ 130,134,601	8.6%
22	Total Casino Win		\$ 15,389,921		

### TAX ON GROSS REVENUE

23	Year-to-Date Table and Other Games Win .....	\$ 32,497,107
24	Year-to-Date Slot Machine Win .....	75,063,407
25	Year-to-Date Total Casino Win .....	<b>\$ 107,560,514</b>
26	Adjustments .....	<b>\$ 18,268</b>
27	Year-To-Date Gross Revenue .....	<b>\$ 107,578,782</b>
28	Deduction for Eligible Promotional Gaming Credits .....	<b>\$7,438,423</b>
29	Year-To-Date Taxable Gross Revenue .....	<b>\$ 100,140,359</b>
30	Gross Revenue Tax (8% of line 29).....	<b>\$ 8,011,229</b>
31	Less - Total Tax Paid in Prior Months.....	<b>6,961,232</b>
32	Total Tax Required for this Month (line 30 less line 31).....	<b>\$ 1,049,997</b>
33	Total Progressive Payout Liability - End of Month.....	\$ 594,584
34	Authorized Casino Square Footage - End of Month.....	86,923
35	Authorized Simulcasting Square Footage - End of Month.....	
36	Simulcasting Revenue for the Month.....	
37	Simulcasting Handle for the Month.....	
38	Promotional Gaming Credits Wagered for the Month.....	\$ 1,654,826

Under penalties of perjury, I declare that I have examined this report, and to the best of my knowledge and belief, it is true and complete.

August 10, 2010

DATE



Ron Alcorn

Casino Controller (1623-11)

**TRUMP PLAZA**  
**MONTHLY GROSS REVENUE TAX RETURN**  
**SCHEDULE OF OTHER GAMES**  
**FOR THE MONTH OF JULY, 2010**

Type of Game (b)	Authorized Units (c)	Win or (Loss) (d)	Drop (e)	Win or (Loss) Percentage (f)
Sic Bo				
Pai Gow Poker	2	185,324	639,652	29.0%
Pai Gow	2	135,713	590,224	23.0%
Keno				
Caribbean Stud Poker				
Let it Ride Poker	2	84,010	580,576	14.5%
Three Card Poker	6	302,039	1,541,113	19.6%
Spanish 21	3	212,728	979,622	21.7%
Double Attack Blackjack				
Four Card Poker	2	37,031	417,953	8.9%
Texas Hold 'Em Bonus Poker	2	104,741	339,119	30.9%
House Way Pai Gow Poker				
Flop Poker				
Two Card Joker Poker				
Ultimate Texas Hold 'Em				
Asia Poker	1	48,273	109,513	44.1%
Winner's Pot Poker				
1 Bet Threat Texas Hold 'Em				
Mississippi Stud				
Mini-Tex 3 Card Hold'Em				
Supreme Pai Gow				
Total -(Must agree with line 7 on Pg 1)	20	\$ 1,109,859	\$ 5,197,772	21.4%

# TRUMP TAJ MAHAL CASINO RESORT

## MONTHLY GROSS REVENUE TAX RETURN

### FOR THE MONTH OF JULY, 2010

#### CASINO WIN - CURRENT MONTH

Line (a)	Type of Game (b)	Authorized Units (c)	Win or (Loss) (d)	Drop/Handle (e)	Win or (Loss) Percentage (f)
Table and Other Games:					
1	Blackjack	66	\$ 6,907,497	\$ 41,630,707	16.6%
2	Craps	12	2,648,497	13,560,474	19.5%
3	Roulette	14	1,329,906	7,135,633	18.6%
4	Big Six	1	62,754	136,586	45.9%
5	Baccarat	0	0	0	0.0%
6	Minibaccarat	9	4,646,810	16,111,168	28.8%
7	Other Games - (Page 2)	34	2,943,568	12,914,761	22.8%
8	Subtotal - Table and Other Games	136	18,539,032	\$ 91,489,329	20.3%
9	Poker	70	1,330,365		
10	Total - Table and Other Games	206	\$ 19,869,397		


Slot Machines:					
11	\$ .01 and .02 Slot Machines	1,069	\$ 10,947,914	\$ 91,864,481	11.9%
12	\$ .05 Slot Machines	200	1,964,007	23,777,381	8.3%
13	\$ .25 Slot Machines	581	3,980,210	46,526,104	8.6%
14	\$ .50 Slot Machines	35	280,360	2,564,479	10.9%
15	\$ 1.00 Slot Machines	345	4,205,518	62,076,284	6.8%
16	\$ 5.00 Slot Machines	73	843,456	17,752,145	4.8%
17	\$ 25.00 Slot Machines	12	141,520	4,118,225	3.4%
18	\$100.00 Slot Machines	23	26,220	10,934,300	0.2%
19	Multi-denominational Slot Machines	481	4,654,548	69,679,398	6.7%
20	Other Slot Machines	31	309,242	3,668,085	8.4%
21	Total - Slot Machines	2,850	\$ 27,352,995	\$ 332,960,882	8.2%
22	Total Casino Win		\$ 47,222,392		

#### TAX ON GROSS REVENUE

23	Year-to-Date Table and Other Games Win .....	\$ 87,045,856
24	Year-to-Date Slot Machine Win .....	152,633,224
25	Year-to-Date Total Casino Win .....	<b>\$ 239,679,080</b>
26	Adjustments .....	<b>\$ 8,943</b>
27	Year-To-Date Gross Revenue .....	<b>\$ 239,688,023</b>
28	Deduction for Eligible Promotional Gaming Credits .....	<b>\$ 14,170,111</b>
29	Year-To-Date Taxable Gross Revenue .....	<b>\$ 225,517,912</b>
30	Gross Revenue Tax (8% of line 29).....	\$ 18,041,433
31	Less - Total Tax Paid in Prior Months.....	14,608,395
32	Total Tax Required for this Month (line 30 less line 31).....	\$ 3,433,038
33	Total Progressive Payout Liability - End of Month.....	\$ 1,362,380
34	Authorized Casino Square Footage - End of Month.....	149,445
35	Authorized Simulcasting Square Footage - End of Month.....	12,483
36	Simulcasting Revenue for the Month.....	\$ 79,203
37	Simulcasting Handle for the Month.....	\$ 949,892
38	Promotional Gaming Credits Wagered for the Month.....	\$ 3,589,216

Under penalties of perjury, I declare that I have examined this report, and to the best of my knowledge and belief, it is true and complete.

August 10, 2010  
DATE

  
Ford Palmer

Casino Controller 4086-11  
TITLE (LICENSE NUMBER)

**TRUMP TAJ MAHAL CASINO RESORT  
MONTHLY GROSS REVENUE TAX RETURN  
SCHEDULE OF OTHER GAMES  
FOR THE MONTH OF JULY, 2010**

Type of Game (b)	Authorized Units (c)	Win or (Loss) (d)	Drop (e)	Win or (Loss) Percentage (f)
Sic Bo	1	27,985	85,750	32.6%
Pai Gow Poker	4	249,178	1,828,292	13.6%
Pai Gow	3	291,170	1,675,778	17.4%
Keno	2	23,833	62,860	37.9%
Caribbean Stud Poker	2	105,954	552,621	19.2%
Let it Ride Poker	3	218,265	1,090,916	20.0%
Three Card Poker	9	894,329	3,221,825	27.8%
Spanish 21	4	431,826	1,762,682	24.5%
Double Attack Blackjack	1	98,005	500,437	19.6%
Four Card Poker	2	279,579	1,190,159	23.5%
Texas Hold 'Em Bonus Poker	2	297,854	822,794	36.2%
House Way Pai Gow Poker				
Flop Poker				
Two Card Joker Poker				
Ultimate Texas Hold 'Em				
Asia Poker	1	25,590	120,647	21.2%
Winner's Pot Poker				
1 Bet Threat Texas Hold 'Em				
Mississippi Stud				
Mini-Tex 3 Card Hold'Em				
Supreme Pai Gow				
Total -(Must agree with line 7 on Pg 1)	34	\$ 2,943,568	\$ 12,914,761	22.8%