

# ATLANTIC CITY HILTON(RIH ACQUISITIONS N.J.,LLC) MONTHLY GROSS REVENUE TAX RETURN FOR THE MONTH OF OCTOBER, 2010

## CASINO WIN - CURRENT MONTH

Line (a)	Type of Game (b)	Authorized Units (c)	Win or (Loss) (d)	Drop/Handle (e)	Win or (Loss) Percentage (f)
<b>Table and Other Games:</b>					
1	Blackjack	37	\$ 960,764	\$ 7,405,197	13.0%
2	Craps	5	356,677	1,767,849	20.2%
3	Roulette	7	296,163	1,222,510	24.2%
4	Big Six	1	5,962	15,359	38.8%
5	Baccarat	0	0	0	0.0%
6	Minibaccarat	17	531,904	10,857,745	4.9%
7	Other Games - (Page 2)	23	716,345	3,159,580	22.7%
8	Subtotal - Table and Other Games	90	2,867,815	\$ 24,428,240	11.7%
9	Poker	2	18,288		
10	<b>Total - Table and Other Games</b>	<b>92</b>	<b>\$ 2,886,103</b>		

<b>Slot Machines:</b>					
11	\$ .01 and .02 Slot Machines	921	\$ 4,567,290	\$ 38,829,902	11.8%
12	\$ .05 Slot Machines	61	330,547	5,152,747	6.4%
13	\$ .25 Slot Machines	350	1,450,212	17,638,625	8.2%
14	\$ .50 Slot Machines	32	197,175	1,871,955	10.5%
15	\$ 1.00 Slot Machines	218	1,530,004	24,743,197	6.2%
16	\$ 5.00 Slot Machines	84	505,690	12,851,075	3.9%
17	\$ 25.00 Slot Machines	6	100,072	915,100	10.9%
18	\$100.00 Slot Machines	6	133,201	903,000	14.8%
19	Multi-denominational Slot Machines	133	823,671	10,902,029	7.6%
20	Other Slot Machines	24	167,115	2,659,500	6.3%
21	<b>Total - Slot Machines</b>	<b>1,835</b>	<b>\$ 9,804,977</b>	<b>\$ 116,467,130</b>	<b>8.4%</b>
22	<b>Total Casino Win</b>		<b>\$ 12,691,080</b>		

## TAX ON GROSS REVENUE

23	Year-to-Date Table and Other Games Win .....	\$ 36,629,288	
24	Year-to-Date Slot Machine Win .....	106,008,770	
25	Year-to-Date Total Casino Win .....		<b>\$ 142,638,058</b>
26	Adjustments .....		
27	Year-To-Date Gross Revenue .....		<b>\$ 142,638,058</b>
28	Deduction for Eligible Promotional Gaming Credits .....		<b>\$ 13,663,370</b>
29	Year-To-Date Taxable Gross Revenue .....		<b>\$ 128,974,688</b>
30	Gross Revenue Tax (8% of line 29).....		\$ 10,317,975
31	Less - Total Tax Paid in Prior Months.....		9,452,478
32	Total Tax Required for this Month (line 30 less line 31).....		\$ 865,497
33	Total Progressive Payout Liability - End of Month.....	\$ 1,540,125	
34	Authorized Casino Square Footage - End of Month.....	75,416	
35	Authorized Simulcasting Square Footage - End of Month.....		
36	Simulcasting Revenue for the Month.....		
37	Simulcasting Handle for the Month.....		
38	Promotional Gaming Credits Wagered for the Month.....	\$ 1,929,198	

Under penalties of perjury, I declare that I have examined this report, and to the best of my knowledge and belief, it is true and complete.

November 10, 2010

DATE



JOANNE MCKENSIE

CASINO CONTROLLER (1231-11)  
TITLE (LICENSE NUMBER)

**ATLANTIC CITY HILTON(RIH ACQUISITIONS N.J.,LLC)**  
**MONTHLY GROSS REVENUE TAX RETURN**  
**SCHEDULE OF OTHER GAMES**  
**FOR THE MONTH OF OCTOBER, 2010**

Type of Game (b)	Authorized Units (c)	Win or (Loss) (d)	Drop (e)	Win or (Loss) Percentage (f)
Sic Bo	1	12,429	71,608	17.4%
Pai Gow Poker	4	95,496	533,908	17.9%
Pai Gow	5	142,737	772,209	18.5%
Keno				
Caribbean Stud Poker	1	6,152	24,954	24.7%
Let it Ride Poker	2	112,906	345,693	32.7%
Three Card Poker	6	228,839	871,158	26.3%
Spanish 21	2	100,319	443,061	22.6%
Double Attack Blackjack				
Four Card Poker	1	12,685	76,324	16.6%
Texas Hold 'Em Bonus Poker				
House Way Pai Gow Poker				
Flop Poker	1	4,782	20,665	23.1%
Two Card Joker Poker				
Ultimate Texas Hold 'Em				
Asia Poker				
Winner's Pot Poker				
1 Bet Threat Texas Hold 'Em				
Mississippi Stud				
Mini-Tex 3 Card Hold'Em				
Supreme Pai Gow				
Total -(Must agree with line 7 on Pg 1)	23	\$ 716,345	\$ 3,159,580	22.7%

# BALLY'S ATLANTIC CITY

## MONTHLY GROSS REVENUE TAX RETURN

FOR THE MONTH OF OCTOBER, 2010

### CASINO WIN - CURRENT MONTH

Line (a)	Type of Game (b)	Authorized Units (c)	Win or (Loss) (d)	Drop/Handle (e)	Win or (Loss) Percentage (f)
Table and Other Games:					
1	Blackjack	72	\$ 3,129,551	\$ 20,101,862	15.6%
2	Craps	10	756,822	6,168,223	12.3%
3	Roulette	21	1,215,126	6,565,694	18.5%
4	Big Six	2	136,535	345,805	39.5%
5	Baccarat	4	41,471	561,703	7.4%
6	Minibaccarat	17	1,395,877	11,616,262	12.0%
7	Other Games - (Page 2)	55	2,921,875	12,208,234	23.9%
8	Subtotal - Table and Other Games	181	9,597,257	\$ 57,567,783	16.7%
9	Poker	26	345,946		
10	Total - Table and Other Games	207	\$ 9,943,203		

Slot Machines:					
11	\$ .01 and .02 Slot Machines	1,033	\$ 8,402,741	\$ 66,419,843	12.7%
12	\$ .05 Slot Machines	408	1,728,402	16,510,670	10.5%
13	\$ .25 Slot Machines	840	4,445,835	52,149,788	8.5%
14	\$ .50 Slot Machines	81	603,082	6,062,245	9.9%
15	\$ 1.00 Slot Machines	350	2,995,296	43,217,349	6.9%
16	\$ 5.00 Slot Machines	96	910,804	15,802,325	5.8%
17	\$ 25.00 Slot Machines	18	67,461	2,349,200	2.9%
18	\$100.00 Slot Machines	13	149,144	1,473,400	10.1%
19	Multi-denominational Slot Machines	558	3,279,637	43,440,718	7.5%
20	Other Slot Machines	30	207,358	3,729,694	5.6%
21	Total - Slot Machines	3,427	\$ 22,789,760	\$ 251,155,232	9.1%
22	Total Casino Win		\$ 32,732,963		

### TAX ON GROSS REVENUE

23	Year-to-Date Table and Other Games Win .....	\$ 122,699,050
24	Year-to-Date Slot Machine Win .....	246,279,985
25	Year-to-Date Total Casino Win .....	<b>\$ 368,979,035</b>
26	Adjustments .....	
27	Year-To-Date Gross Revenue .....	<b>\$ 368,979,035</b>
28	Deduction for Eligible Promotional Gaming Credits .....	<b>\$ 31,031,248</b>
29	Year-To-Date Taxable Gross Revenue .....	<b>\$ 337,947,787</b>
30	Gross Revenue Tax (8% of line 29).....	\$ 27,035,823
31	Less - Total Tax Paid in Prior Months.....	24,757,378
32	Total Tax Required for this Month (line 30 less line 31).....	\$ 2,278,445
33	Total Progressive Payout Liability - End of Month.....	\$ 2,492,827
34	Authorized Casino Square Footage - End of Month.....	167,209
35	Authorized Simulcasting Square Footage - End of Month.....	9,393
36	Simulcasting Revenue for the Month.....	\$ 78,208
37	Simulcasting Handle for the Month.....	\$ 920,064
38	Promotional Gaming Credits Wagered for the Month.....	\$ 4,297,872

Under penalties of perjury, I declare that I have examined this report, and to the best of my knowledge and belief, it is true and complete.

November 10, 2010

DATE

*William Pangoras*

William Pangoras

Operations Controller (1792-11)  
TITLE (LICENSE NUMBER)

**BALLY'S ATLANTIC CITY  
MONTHLY GROSS REVENUE TAX RETURN  
SCHEDULE OF OTHER GAMES  
FOR THE MONTH OF OCTOBER, 2010**

Type of Game (b)	Authorized Units (c)	Win or (Loss) (d)	Drop (e)	Win or (Loss) Percentage (f)
Sic Bo	1	41,796	210,306	19.9%
Pai Gow Poker	8	293,522	1,367,699	21.5%
Pai Gow	3	311,665	1,429,937	21.8%
Keno				
Caribbean Stud Poker	2	101,943	512,128	19.9%
Let it Ride Poker	4	224,363	1,135,180	19.8%
Three Card Poker	15	868,216	3,078,754	28.2%
Spanish 21	8	404,457	1,704,525	23.7%
Double Attack Blackjack				
Four Card Poker	6	292,999	1,304,526	22.5%
Texas Hold 'Em Bonus Poker	3	65,720	306,665	21.4%
House Way Pai Gow Poker				
Flop Poker				
Two Card Joker Poker				
Ultimate Texas Hold 'Em	2	170,937	717,968	23.8%
Asia Poker	2	138,540	421,613	32.9%
Winner's Pot Poker	1	7,717	18,933	40.8%
1 Bet Threat Texas Hold 'Em				
Mississippi Stud				
Mini-Tex 3 Card Hold'Em				
Supreme Pai Gow				
Total -(Must agree with line 7 on Pg 1)	55	\$ 2,921,875	\$ 12,208,234	23.9%

# BORGATA HOTEL CASINO AND SPA

## MONTHLY GROSS REVENUE TAX RETURN

FOR THE MONTH OF **October, 2010**

### CASINO WIN - CURRENT MONTH

Line (a)	Type of Game (b)	Authorized Units (c)	Win or (Loss) (d)	Drop/Handle (e)	Win or (Loss) Percentage (f)
Table and Other Games:					
1	Blackjack	85	\$ 8,579,809	\$ 65,987,566	13.0%
2	Craps	14	1,427,437	16,357,259	8.7%
3	Roulette	21	2,145,230	9,060,349	23.7%
4	Big Six	1	62,892	144,391	43.6%
5	Baccarat	2	346,054	2,312,375	15.0%
6	Minibaccarat	9	391,835	4,431,531	8.8%
7	Other Games - (Page 2)	52	3,919,007	16,394,257	23.9%
8	Subtotal - Table and Other Games	184	16,872,264	\$ 114,687,728	14.7%
9	Poker	85	1,634,068		
10	Total - Table and Other Games	269	\$ 18,506,332		

Slot Machines:					
11	\$ .01 and .02 Slot Machines	1,330	\$ 13,390,094	\$ 117,528,741	11.4%
12	\$ .05 Slot Machines	564	4,343,916	44,397,694	9.8%
13	\$ .25 Slot Machines	371	2,645,643	28,819,227	9.2%
14	\$ .50 Slot Machines	90	643,383	6,692,100	9.6%
15	\$ 1.00 Slot Machines	231	3,096,899	37,751,580	8.2%
16	\$ 5.00 Slot Machines	88	1,307,581	23,149,670	5.6%
17	\$ 25.00 Slot Machines	20	735,002	9,472,550	7.8%
18	\$100.00 Slot Machines	12	(46,406)	4,013,900	-1.2%
19	Multi-denominational Slot Machines	717	7,769,499	132,742,377	5.9%
20	Other Slot Machines	47	791,410	11,890,488	6.7%
21	Total - Slot Machines	3,470	\$ 34,677,021	\$ 416,458,327	8.3%
22	Total Casino Win		\$ <b>53,183,353</b>		


### TAX ON GROSS REVENUE

23	Year-to-Date Table and Other Games Win .....	\$ 191,237,713	
24	Year-to-Date Slot Machine Win .....	360,402,528	
25	Year-to-Date Total Casino Win .....		<b>\$ 551,640,241</b>
26	Adjustments .....		
27	Year-To-Date Gross Revenue .....		<b>\$ 551,640,241</b>
28	Deduction for Eligible Promotional Gaming Credits .....		<b>\$ 40,578,464</b>
29	Year-To-Date Taxable Gross Revenue .....		<b>\$ 511,061,777</b>
30	Gross Revenue Tax (8% of line 29).....	\$ 40,884,942	
31	Less - Total Tax Paid in Prior Months.....		37,075,131
32	Total Tax Required for this Month (line 30 less line 31).....		\$ 3,809,811
33	Total Progressive Payout Liability - End of Month.....	\$ 960,641	
34	Authorized Casino Square Footage - End of Month.....	136,667	
35	Authorized Simulcasting Square Footage - End of Month.....	23,620	
36	Simulcasting Revenue for the Month.....	\$ 170,125	
37	Simulcasting Handle for the Month.....	\$ 1,969,215	
38	Promotional Gaming Credits Wagered for the Month.....	\$ 5,269,683	

Under penalties of perjury, I declare that I have examined this report, and to the best of my knowledge and belief, it is true and complete.

November 10, 2010

DATE



Betty J. Parker

Casino Controller Lic . # 8038-11

**BORGATA HOTEL CASINO AND SPA  
MONTHLY GROSS REVENUE TAX RETURN  
SCHEDULE OF OTHER GAMES  
FOR THE MONTH OF October, 2010**

Type of Game (b)	Authorized Units (c)	Win or (Loss) (d)	Drop (e)	Win or (Loss) Percentage (f)
Sic Bo				
Pai Gow Poker	6	435,005	1,586,366	27.4%
Pai Gow	2	58,765	484,427	12.1%
Keno				
Caribbean Stud Poker	4	240,298	766,431	31.4%
Let it Ride Poker	5	295,959	2,225,664	13.3%
Three Card Poker	16	1,406,001	5,630,213	25.0%
Spanish 21	5	592,820	1,851,295	32.0%
Double Attack Blackjack				
Four Card Poker	4	339,919	1,696,388	20.0%
Texas Hold 'Em Bonus Poker	4	253,881	818,636	31.0%
House Way Pai Gow Poker				
Flop Poker	4	184,542	981,403	18.8%
Two Card Joker Poker				
Ultimate Texas Hold 'Em				
Asia Poker	2	111,817	353,434	31.6%
Winner's Pot Poker				
1 Bet Threat Texas Hold 'Em				
Mississippi Stud				
Mini-Tex 3 Card Hold'Em				
Supreme Pai Gow				
Total -(Must agree with line 7 on Pg 1)	52	\$ 3,919,007	\$ 16,394,257	23.9%

# CAESARS ATLANTIC CITY

## MONTHLY GROSS REVENUE TAX RETURN

### FOR THE MONTH OF OCTOBER, 2010

#### CASINO WIN - CURRENT MONTH

Line (a)	Type of Game (b)	Authorized Units (c)	Win or (Loss) (d)	Drop/Handle (e)	Win or (Loss) Percentage (f)
Table and Other Games:					
1	Blackjack	60	\$ 5,760,914	\$ 32,385,468	17.8%
2	Craps	13	3,232,358	11,784,977	27.4%
3	Roulette	16	1,117,672	6,814,014	16.4%
4	Big Six	1	23,507	61,512	38.2%
5	Baccarat	3	334,304	3,299,723	10.1%
6	Minibaccarat	11	902,854	9,221,696	9.8%
7	Other Games - (Page 2)	45	2,853,464	13,068,602	21.8%
8	Subtotal - Table and Other Games	149	14,225,073	\$ 76,635,992	18.6%
9	Poker	32	416,771		
10	Total - Table and Other Games	181	\$ 14,641,844		
Slot Machines:					
11	\$ .01 and .02 Slot Machines	940	\$ 8,421,181	\$ 70,046,606	12.0%
12	\$ .05 Slot Machines	229	1,550,127	13,363,584	11.6%
13	\$ .25 Slot Machines	410	1,698,412	19,699,361	8.6%
14	\$ .50 Slot Machines	66	311,226	3,003,880	10.4%
15	\$ 1.00 Slot Machines	298	2,774,330	28,589,117	9.7%
16	\$ 5.00 Slot Machines	64	1,042,406	17,431,535	6.0%
17	\$ 25.00 Slot Machines	18	191,323	5,960,225	3.2%
18	\$100.00 Slot Machines	14	390,717	3,000,900	13.0%
19	Multi-denominational Slot Machines	428	3,154,358	42,261,320	7.5%
20	Other Slot Machines	45	658,250	10,918,060	6.0%
21	Total - Slot Machines	2,512	\$ 20,192,330	\$ 214,274,588	9.4%
22	Total Casino Win		\$ 34,834,174		

#### TAX ON GROSS REVENUE

23	Year-to-Date Table and Other Games Win .....	\$ 141,413,034
24	Year-to-Date Slot Machine Win .....	213,896,065
25	Year-to-Date Total Casino Win .....	<b>\$ 355,309,099</b>
26	Adjustments .....	<b>\$ 74,023</b>
27	Year-To-Date Gross Revenue .....	<b>\$ 355,383,122</b>
28	Deduction for Eligible Promotional Gaming Credits .....	<b>\$ 29,360,766</b>
29	Year-To-Date Taxable Gross Revenue .....	<b>\$ 326,022,356</b>
30	Gross Revenue Tax (8% of line 29).....	\$ 26,081,788
31	Less - Total Tax Paid in Prior Months.....	23,615,727
32	Total Tax Required for this Month (line 30 less line 31).....	\$ 2,466,061
33	Total Progressive Payout Liability - End of Month.....	\$ 955,314
34	Authorized Casino Square Footage - End of Month.....	111,201
35	Authorized Simulcasting Square Footage - End of Month.....	30,081
36	Simulcasting Revenue for the Month.....	\$ 66,355
37	Simulcasting Handle for the Month.....	\$ 910,770
38	Promotional Gaming Credits Wagered for the Month.....	\$ 3,422,410

Under penalties of perjury, I declare that I have examined this report, and to the best of my knowledge and belief, it is true and complete.

November 10, 2010

DATE



DONNA HOGAN

OPERATIONAL CONTROLLER (7516-11)  
TITLE (LICENSE NUMBER)

**CAESARS ATLANTIC CITY**  
**MONTHLY GROSS REVENUE TAX RETURN**  
**SCHEDULE OF OTHER GAMES**  
**FOR THE MONTH OF OCTOBER, 2010**

Type of Game (b)	Authorized Units (c)	Win or (Loss) (d)	Drop (e)	Win or (Loss) Percentage (f)
Sic Bo	1	33,037	111,495	29.6%
Pai Gow Poker	6	341,321	2,202,808	15.5%
Pai Gow	5	364,737	2,689,953	13.6%
Keno	3	12,876	70,862	18.2%
Caribbean Stud Poker	2	72,767	237,588	30.6%
Let it Ride Poker	3	92,326	466,327	19.8%
Three Card Poker	8	961,230	3,018,184	31.8%
Spanish 21	6	359,341	1,373,023	26.2%
Double Attack Blackjack	1	58,493	345,634	16.9%
Four Card Poker	4	276,139	1,258,002	22.0%
Texas Hold 'Em Bonus Poker	2	41,757	285,056	14.6%
House Way Pai Gow Poker				
Flop Poker				
Two Card Joker Poker				
Ultimate Texas Hold 'Em	1	34,925	207,253	16.9%
Asia Poker	2	140,858	621,267	22.7%
Winner's Pot Poker				
1 Bet Threat Texas Hold 'Em				
Mississippi Stud	1	63,657	181,150	35.1%
Mini-Tex 3 Card Hold'Em				
Supreme Pai Gow				
Total -(Must agree with line 7 on Pg 1)	45	\$ 2,853,464	\$ 13,068,602	21.8%



# HARRAH'S RESORT ATLANTIC CITY

## MONTHLY GROSS REVENUE TAX RETURN

FOR THE MONTH OF OCTOBER 2010

### CASINO WIN - CURRENT MONTH

Line (a)	Type of Game (b)	Authorized Units (c)	Win or (Loss) (d)	Drop/Handle (e)	Win or (Loss) Percentage (f)
Table and Other Games:					
1	Blackjack	69	\$ 3,700,869	\$ 26,786,077	13.8%
2	Craps	8	(125,288)	6,565,276	-1.9%
3	Roulette	12	837,269	4,463,919	18.8%
4	Big Six	1	1,038	3,508	29.6%
5	Baccarat	0	0	0	0.0%
6	Minibaccarat	6	673,504	4,324,654	15.6%
7	Other Games - (Page 2)	31	1,761,348	7,556,168	23.3%
8	Subtotal - Table and Other Games	127	6,848,740	\$ 49,699,602	13.8%
9	Poker	40	464,605		
10	Total - Table and Other Games	167	\$ 7,313,345		

Slot Machines:					
11	\$ .01 and .02 Slot Machines	477	\$ 3,384,815	\$ 44,083,404	7.7%
12	\$ .05 Slot Machines	370	4,138,299	36,853,518	11.2%
13	\$ .25 Slot Machines	521	4,915,167	43,367,931	11.3%
14	\$ .50 Slot Machines	21	107,863	747,067	14.4%
15	\$ 1.00 Slot Machines	192	2,896,635	31,114,256	9.3%
16	\$ 5.00 Slot Machines	58	666,895	10,471,100	6.4%
17	\$ 25.00 Slot Machines	17	48,953	3,317,575	1.5%
18	\$100.00 Slot Machines	2	310,138	1,804,500	17.2%
19	Multi-denominational Slot Machines	1,176	10,415,164	141,685,577	7.4%
20	Other Slot Machines	34	308,137	3,135,864	9.8%
21	Total - Slot Machines	2,868	\$ 27,192,066	\$ 316,580,792	8.6%
22	Total Casino Win		\$ 34,505,411		

### TAX ON GROSS REVENUE

23	Year-to-Date Table and Other Games Win .....	\$ 88,260,307
24	Year-to-Date Slot Machine Win .....	300,947,982
25	Year-to-Date Total Casino Win .....	<b>\$ 389,208,289</b>
26	Adjustments .....	<b>\$ 4,000</b>
27	Year-To-Date Gross Revenue .....	<b>\$ 389,212,289</b>
28	Deduction for Eligible Promotional Gaming Credits .....	<b>\$ 28,946,805</b>
29	Year-To-Date Taxable Gross Revenue .....	<b>\$ 360,265,484</b>
30	Gross Revenue Tax (8% of line 29).....	\$ 28,821,239
31	Less - Total Tax Paid in Prior Months.....	26,378,146
32	Total Tax Required for this Month (line 30 less line 31).....	\$ 2,443,093
33	Total Progressive Payout Liability - End of Month.....	\$ 1,774,936
34	Authorized Casino Square Footage - End of Month.....	177,001
35	Authorized Simulcasting Square Footage - End of Month.....	569
36	Simulcasting Revenue for the Month.....	\$ 41,973
37	Simulcasting Handle for the Month.....	\$ 576,809
38	Promotional Gaming Credits Wagered for the Month.....	\$ 4,068,890

Under penalties of perjury, I declare that I have examined this report, and to the best of my knowledge and belief, it is true and complete.

November 10, 2010

DATE



Joseph Lodise

Operations Controller (008900-11)

TITLE (LICENSE NUMBER)

**HARRAH'S RESORT ATLANTIC CITY  
MONTHLY GROSS REVENUE TAX RETURN  
SCHEDULE OF OTHER GAMES  
FOR THE MONTH OF OCTOBER 2010**

Type of Game (b)	Authorized Units (c)	Win or (Loss) (d)	Drop (e)	Win or (Loss) Percentage (f)
Pai Gow Poker	3	113,892	612,131	18.6%
Pai Gow	1	77,197	556,142	13.9%
Keno	4	22,798	132,486	17.2%
Caribbean Stud Poker	1	(42,972)	193,993	-22.2%
Let it Ride Poker	4	283,643	1,233,151	23.0%
Three Card Poker	10	884,763	2,623,348	33.7%
Spanish 21	1	90,192	365,299	24.7%
Double Attack Blackjack	1	6,106	76,535	8.0%
Four Card Poker	2	147,574	527,426	28.0%
Texas Hold 'Em Bonus Poker	1	57,520	308,057	18.7%
Flop Poker	3	120,635	927,600	13.0%
Two Card Joker Poker				
Ultimate Texas Hold 'Em				
Asia Poker				
Winner's Pot Poker				
1 Bet Threat Texas Hold 'Em				
Mississippi Stud				
Mini-Tex 3 Card Hold'Em				
Supreme Pai Gow				
Total -(Must agree with line 7 on Pg 1)	31	\$ 1,761,348	\$ 7,556,168	23.3%

# RESORTS ATLANTIC CITY

## MONTHLY GROSS REVENUE TAX RETURN

FOR THE MONTH OF OCTOBER, 2010

### CASINO WIN - CURRENT MONTH


Line (a)	Type of Game (b)	Authorized Units (c)	Win or (Loss) (d)	Drop/Handle (e)	Win or (Loss) Percentage (f)
Table and Other Games:					
1	Blackjack	33	\$ 687,863	\$ 7,254,131	9.5%
2	Craps	5	313,379	1,705,920	18.4%
3	Roulette	9	171,014	1,170,350	14.6%
4	Big Six	1	16,269	35,217	46.2%
5	Baccarat	1	0	0	0.0%
6	Minibaccarat	20	851,907	9,359,139	9.1%
7	Other Games - (Page 2)	14	313,972	2,113,867	14.9%
8	Subtotal - Table and Other Games	83	2,354,404	\$ 21,638,624	10.9%
9	Poker	0	0		
10	Total - Table and Other Games	83	\$ 2,354,404		
Slot Machines:					
11	\$ .01 and .02 Slot Machines	603	\$ 3,173,676	\$ 26,907,419	11.8%
12	\$ .05 Slot Machines	155	403,101	4,294,410	9.4%
13	\$ .25 Slot Machines	368	1,167,957	13,523,952	8.6%
14	\$ .50 Slot Machines	47	177,075	1,542,857	11.5%
15	\$ 1.00 Slot Machines	165	561,030	9,595,467	5.8%
16	\$ 5.00 Slot Machines	62	368,733	5,145,845	7.2%
17	\$ 25.00 Slot Machines	9	77,920	1,842,800	4.2%
18	\$100.00 Slot Machines	9	89,369	2,895,900	3.1%
19	Multi-denominational Slot Machines	773	3,226,542	41,050,352	7.9%
20	Other Slot Machines	20	75,047	1,628,986	4.6%
21	Total - Slot Machines	2,211	\$ 9,320,450	\$ 108,427,988	8.6%
22	Total Casino Win		\$ 11,674,854		

### TAX ON GROSS REVENUE

23	Year-to-Date Table and Other Games Win .....	\$ 35,428,281
24	Year-to-Date Slot Machine Win .....	100,159,050
25	Year-to-Date Total Casino Win .....	<b>\$ 135,587,331</b>
26	Adjustments .....	<b>\$ (1,620)</b>
27	Year-To-Date Gross Revenue .....	<b>\$ 135,585,711</b>
28	Deduction for Eligible Promotional Gaming Credits .....	<b>\$ 11,707,964</b>
29	Year-To-Date Taxable Gross Revenue .....	<b>\$ 123,877,747</b>
30	Gross Revenue Tax (8% of line 29).....	\$ 9,910,220
31	Less - Total Tax Paid in Prior Months.....	9,104,524
32	Total Tax Required for this Month (line 30 less line 31).....	\$ 805,696
33	Total Progressive Payout Liability - End of Month.....	\$ 714,034
34	Authorized Casino Square Footage - End of Month.....	99,030
35	Authorized Simulcasting Square Footage - End of Month.....	
36	Simulcasting Revenue for the Month.....	
37	Simulcasting Handle for the Month.....	
38	Promotional Gaming Credits Wagered for the Month.....	\$ 1,980,534

Under penalties of perjury, I declare that I have examined this report, and to the best of my knowledge and belief, it is true and complete.

November 9, 2010  
DATE

  
Walter Simon

Director Operational Accting 3930-11  
TITLE (LICENSE NUMBER)

**RESORTS ATLANTIC CITY  
MONTHLY GROSS REVENUE TAX RETURN  
SCHEDULE OF OTHER GAMES  
FOR THE MONTH OF OCTOBER, 2010**

Type of Game (b)	Authorized Units (c)	Win or (Loss) (d)	Drop (e)	Win or (Loss) Percentage (f)
Sic Bo	0	0	0	
Pai Gow Poker	1	53,227	177,471	30.0%
Pai Gow	2	(4,473)	294,084	-1.5%
Keno				
Caribbean Stud Poker				
Let it Ride Poker	2	92,752	399,683	23.2%
Three Card Poker	5	92,292	747,435	12.3%
Spanish 21	3	75,808	469,671	16.1%
Double Attack Blackjack				
Four Card Poker				
Texas Hold 'Em Bonus Poker	1	4,366	25,523	17.1%
House Way Pai Gow Poker				
Flop Poker				
Two Card Joker Poker				
Ultimate Texas Hold 'Em				
Asia Poker				
Winner's Pot Poker				
1 Bet Threat Texas Hold 'Em				
Mississippi Stud				
Mini-Tex 3 Card Hold'Em				
Supreme Pai Gow				
Total -(Must agree with line 7 on Pg 1)	14	\$ 313,972	\$ 2,113,867	14.9%

# SHOWBOAT MONTHLY GROSS REVENUE TAX RETURN

FOR THE MONTH OF OCTOBER, 2010

## CASINO WIN - CURRENT MONTH

Line (a)	Type of Game (b)	Authorized Units (c)	Win or (Loss) (d)	Drop/Handle (e)	Win or (Loss) Percentage (f)
<b>Table and Other Games:</b>					
1	Blackjack	38	\$ 1,437,677	\$ 9,169,451	15.7%
2	Craps	5	377,968	2,365,796	16.0%
3	Roulette	9	426,392	2,000,874	21.3%
4	Big Six	1	43,731	110,254	39.7%
5	Baccarat				0.0%
6	Minibaccarat	8	114,745	5,133,060	2.2%
7	Other Games - (Page 2)	22	962,055	4,785,821	20.1%
8	Subtotal - Table and Other Games	83	3,362,568	\$ 23,565,256	14.3%
9	Poker	24	228,519		
10	<b>Total - Table and Other Games</b>	<b>107</b>	<b>\$ 3,591,087</b>		
<b>Slot Machines:</b>					
11	\$ .01 and .02 Slot Machines	549	\$ 4,200,115	\$ 36,110,807	11.6%
12	\$ .05 Slot Machines	147	2,299,305	16,938,041	13.6%
13	\$ .25 Slot Machines	291	2,315,954	21,603,586	10.7%
14	\$ .50 Slot Machines	3	10,313	144,957	7.1%
15	\$ 1.00 Slot Machines	176	893,760	15,778,884	5.7%
16	\$ 5.00 Slot Machines	30	372,097	3,954,180	9.4%
17	\$ 25.00 Slot Machines	3	(390)	450,750	-0.1%
18	\$100.00 Slot Machines	3	21,948	254,100	8.6%
19	Multi-denominational Slot Machines	1,440	8,384,463	84,976,965	9.9%
20	Other Slot Machines	5	(89,889)	551,870	-16.3%
21	<b>Total - Slot Machines</b>	<b>2,647</b>	<b>\$ 18,407,676</b>	<b>\$ 180,764,140</b>	<b>10.2%</b>
22	<b>Total Casino Win</b>		<b>\$ 21,998,763</b>		

## TAX ON GROSS REVENUE

23	Year-to-Date Table and Other Games Win .....	\$ 45,059,291
24	Year-to-Date Slot Machine Win .....	202,914,832
25	Year-to-Date Total Casino Win .....	<b>\$ 247,974,123</b>
26	Adjustments .....	<b>\$ 11,275</b>
27	Year-To-Date Gross Revenue .....	<b>\$ 247,985,398</b>
28	Deduction for Eligible Promotional Gaming Credits .....	<b>\$ 20,032,241</b>
29	Year-To-Date Taxable Gross Revenue .....	<b>\$ 227,953,157</b>
30	Gross Revenue Tax (8% of line 29).....	\$ 18,236,253
31	Less - Total Tax Paid in Prior Months.....	16,695,962
32	Total Tax Required for this Month (line 30 less line 31).....	<b>\$ 1,540,291</b>
33	Total Progressive Payout Liability - End of Month.....	\$ 1,658,497
34	Authorized Casino Square Footage - End of Month.....	122,454
35	Authorized Simulcasting Square Footage - End of Month.....	17,086
36	Simulcasting Revenue for the Month.....	\$ 36,430
37	Simulcasting Handle for the Month.....	\$ 453,188
38	Promotional Gaming Credits Wagered for the Month.....	\$ 4,279,660

Under penalties of perjury, I declare that I have examined this report, and to the best of my knowledge and belief, it is true and complete.

November 9, 2010

DATE



Gail Myers

Operations Controller 3470-11  
TITLE (LICENSE NUMBER)

**SHOWBOAT  
MONTHLY GROSS REVENUE TAX RETURN  
SCHEDULE OF OTHER GAMES  
FOR THE MONTH OF OCTOBER, 2010**

Type of Game (b)	Authorized Units (c)	Win or (Loss) (d)	Drop (e)	Win or (Loss) Percentage (f)
Sic Bo				
Pai Gow Poker	3	108,341	694,219	15.6%
Pai Gow	2	88,475	597,605	14.8%
Keno				
Caribbean Stud Poker	1	(4,075)	32,924	-12.4%
Let it Ride Poker	3	133,566	580,574	23.0%
Three Card Poker	7	438,737	1,482,146	29.6%
Spanish 21	1	37,010	284,983	13.0%
Double Attack Blackjack	1	38,760	309,173	12.5%
Four Card Poker	1	5,612	234,995	2.4%
Texas Hold 'Em Bonus Poker				
House Way Pai Gow Poker				
Flop Poker	2	64,090	396,990	16.1%
Two Card Joker Poker				
Ultimate Texas Hold 'Em	1	51,539	172,212	29.9%
Asia Poker				
Winner's Pot Poker				
1 Bet Threat Texas Hold 'Em				
Mississippi Stud				
Mini-Tex 3 Card Hold'Em				
Supreme Pai Gow				
Total -(Must agree with line 7 on Pg 1)	22	\$ 962,055	\$ 4,785,821	20.1%

# TROPICANA CASINO & RESORT

## MONTHLY GROSS REVENUE TAX RETURN

FOR THE MONTH OF OCTOBER, 2010

### CASINO WIN - CURRENT MONTH

Line (a)	Type of Game (b)	Authorized Units (c)	Win or (Loss) (d)	Drop/Handle (e)	Win or (Loss) Percentage (f)
Table and Other Games:					
1	Blackjack	51	\$ 2,886,469	\$ 18,439,233	15.7%
2	Craps	8	2,274,281	6,268,176	36.3%
3	Roulette	15	870,734	4,616,733	18.9%
4	Big Six	1	72,899	199,888	36.5%
5	Baccarat	0	0	0	0.0%
6	Minibaccarat	9	982,786	7,567,008	13.0%
7	Other Games - (Page 2)	25	1,476,648	6,391,032	23.1%
8	Subtotal - Table and Other Games	109	8,563,817	\$ 43,482,070	19.7%
9	Poker	34	357,635		
10	Total - Table and Other Games	143	\$ 8,921,452		

Slot Machines:					
11	\$ .01 and .02 Slot Machines	911	\$ 5,806,411	\$ 49,588,169	11.7%
12	\$ .05 Slot Machines	210	833,682	10,614,123	7.9%
13	\$ .25 Slot Machines	263	1,505,199	20,156,860	7.5%
14	\$ .50 Slot Machines	33	285,430	2,873,079	9.9%
15	\$ 1.00 Slot Machines	210	1,336,749	17,402,279	7.7%
16	\$ 5.00 Slot Machines	51	423,656	4,626,825	9.2%
17	\$ 25.00 Slot Machines	15	28,538	798,975	3.6%
18	\$100.00 Slot Machines	12	22,600	268,000	8.4%
19	Multi-denominational Slot Machines	1,148	5,384,987	66,180,834	8.1%
20	Other Slot Machines	41	219,657	2,662,210	8.3%
21	Total - Slot Machines	2,894	\$ 15,846,909	\$ 175,171,354	9.0%
22	Total Casino Win		\$ 24,768,361		

### TAX ON GROSS REVENUE

23	Year-to-Date Table and Other Games Win .....	\$ 74,236,339
24	Year-to-Date Slot Machine Win .....	175,891,967
25	Year-to-Date Total Casino Win .....	<b>\$ 250,128,306</b>
26	Adjustments .....	
27	Year-To-Date Gross Revenue .....	<b>\$ 250,128,306</b>
28	Deduction for Eligible Promotional Gaming Credits .....	<b>\$ 19,802,045</b>
29	Year-To-Date Taxable Gross Revenue .....	<b>\$ 230,326,261</b>
30	Gross Revenue Tax (8% of line 29).....	\$ 18,426,101
31	Less - Total Tax Paid in Prior Months.....	16,661,719
32	Total Tax Required for this Month (line 30 less line 31).....	\$ 1,764,382
33	Total Progressive Payout Liability - End of Month.....	\$ 1,528,408
34	Authorized Casino Square Footage - End of Month.....	138,130
35	Authorized Simulcasting Square Footage - End of Month.....	
36	Simulcasting Revenue for the Month.....	
37	Simulcasting Handle for the Month.....	
38	Promotional Gaming Credits Wagered for the Month.....	\$ 2,524,437

Under penalties of perjury, I declare that I have examined this report, and to the best of my knowledge and belief, it is true and complete.

November 10, 2010

DATE



Jeff Bohrer

Casino Controller 7488-11

**TROPICANA CASINO & RESORT  
MONTHLY GROSS REVENUE TAX RETURN  
SCHEDULE OF OTHER GAMES  
FOR THE MONTH OF OCTOBER, 2010**

Type of Game (b)	Authorized Units (c)	Win or (Loss) (d)	Drop (e)	Win or (Loss) Percentage (f)
Sic Bo				
Pai Gow Poker	2	102,126	609,458	16.8%
Pai Gow	2	115,242	859,077	13.4%
Keno				
Caribbean Stud Poker	1	81,814	285,668	28.6%
Let it Ride Poker	2	9,271	354,806	2.6%
Three Card Poker	9	564,364	1,922,273	29.4%
Spanish 21	4	272,841	934,297	29.2%
Double Attack Blackjack	1	82,107	387,161	21.2%
Four Card Poker	2	125,299	523,481	23.9%
Texas Hold 'Em Bonus Poker	2	123,584	514,811	24.0%
House Way Pai Gow Poker				
Flop Poker				
Two Card Joker Poker				
Ultimate Texas Hold 'Em				
Asia Poker				
Winner's Pot Poker				
1 Bet Threat Texas Hold 'Em				
Mississippi Stud				
Mini-Tex 3 Card Hold'Em				
Supreme Pai Gow				
Total -(Must agree with line 7 on Pg 1)	25	\$ 1,476,648	\$ 6,391,032	23.1%



# TRUMP MARINA

## MONTHLY GROSS REVENUE TAX RETURN

FOR THE MONTH OF **October, 2010**

### CASINO WIN - CURRENT MONTH

Line (a)	Type of Game (b)	Authorized Units (c)	Win or (Loss) (d)	Drop/Handle (e)	Win or (Loss) Percentage (f)
Table and Other Games:					
1	Blackjack	26	\$ 874,849	\$ 4,055,946	21.6%
2	Craps	6	381,507	2,282,297	16.7%
3	Roulette	6	159,331	981,234	16.2%
4	Big Six	0	0	0	0.0%
5	Baccarat	0	0	0	0.0%
6	Minibaccarat	11	717,068	6,357,356	11.3%
7	Other Games - (Page 2)	21	715,473	2,702,138	26.5%
8	Subtotal - Table and Other Games	70	2,848,228	\$ 16,378,971	17.4%
9	Poker				
10	Total - Table and Other Games	70	\$ 2,848,228		

Slot Machines:					
11	\$ .01 and .02 Slot Machines	604	\$ 4,432,834	\$ 39,552,819	11.2%
12	\$ .05 Slot Machines	223	1,002,633	11,152,549	9.0%
13	\$ .25 Slot Machines	360	1,372,068	17,217,564	8.0%
14	\$ .50 Slot Machines	40	173,942	2,055,918	8.5%
15	\$ 1.00 Slot Machines	211	1,100,884	15,184,185	7.3%
16	\$ 5.00 Slot Machines	48	210,320	3,975,685	5.3%
17	\$ 25.00 Slot Machines	10	(3,751)	634,500	-0.6%
18	\$100.00 Slot Machines	5	71,300	714,400	10.0%
19	Multi-denominational Slot Machines	229	1,366,460	16,785,613	8.1%
20	Other Slot Machines	16	55,356	1,044,238	5.3%
21	Total - Slot Machines	1,746	\$ 9,782,046	\$ 108,317,471	9.0%
22	Total Casino Win		\$ 12,630,274		

### TAX ON GROSS REVENUE

23	Year-to-Date Table and Other Games Win .....	\$ 28,286,914	
24	Year-to-Date Slot Machine Win .....	97,129,615	
25	Year-to-Date Total Casino Win .....	<b>\$ 125,416,529</b>	
26	Adjustments .....	<b>\$ (1,123)</b>	
27	Year-To-Date Gross Revenue .....	<b>\$ 125,415,406</b>	
28	Deduction for Eligible Promotional Gaming Credits .....	<b>\$ 11,165,055</b>	
29	Year-To-Date Taxable Gross Revenue .....	<b>\$ 114,250,351</b>	
30	Gross Revenue Tax (8% of line 29).....	\$ 9,140,028	
31	Less - Total Tax Paid in Prior Months.....	8,252,007	
32	Total Tax Required for this Month (line 30 less line 31).....	\$ 888,021	
33	Total Progressive Payout Liability - End of Month.....	\$ 769,993	
34	Authorized Casino Square Footage - End of Month.....	78,535	
35	Authorized Simulcasting Square Footage - End of Month.....		
36	Simulcasting Revenue for the Month.....		
37	Simulcasting Handle for the Month.....		
38	Promotional Gaming Credits Wagered for the Month.....	\$ 1,725,811	

Under penalties of perjury, I declare that I have examined this report, and to the best of my knowledge and belief, it is true and complete.

November 10, 2010

DATE



Robert Allen

Director of Casino Finance 6793-11  
TITLE (LICENSE NUMBER)

**TRUMP MARINA**  
**MONTHLY GROSS REVENUE TAX RETURN**  
**SCHEDULE OF OTHER GAMES**  
**FOR THE MONTH OF October, 2010**

Type of Game (b)	Authorized Units (c)	Win or (Loss) (d)	Drop (e)	Win or (Loss) Percentage (f)
Sic Bo				
Pai Gow Poker	2	55,501	250,747	22.1%
Pai Gow	1	(6,581)	52,774	-12.5%
Keno				
Caribbean Stud Poker	1	35,398	119,603	29.6%
Let it Ride Poker	2	112,514	429,456	26.2%
Three Card Poker	5	265,476	855,223	31.0%
Spanish 21	3	49,645	336,791	14.7%
Double Attack Blackjack				
Four Card Poker	1	41,467	118,779	34.9%
Texas Hold 'Em Bonus Poker	1	0	0	
House Way Pai Gow Poker				
Flop Poker	1	28,276	99,595	28.4%
Two Card Joker Poker				
Ultimate Texas Hold 'Em	2	58,056	195,566	29.7%
Asia Poker				
Winner's Pot Poker				
1 Bet Threat Texas Hold 'Em				
Mississippi Stud	1	61,622	208,208	29.6%
Mini-Tex 3 Card Hold'Em	1	14,099	35,396	39.8%
Supreme Pai Gow				
Total -(Must agree with line 7 on Pg 1)	21	\$ 715,473	\$ 2,702,138	26.5%

# TRUMP PLAZA ASSOCIATES

## MONTHLY GROSS REVENUE TAX RETURN

FOR THE MONTH OF OCTOBER, 2010

### CASINO WIN - CURRENT MONTH

Line (a)	Type of Game (b)	Authorized Units (c)	Win or (Loss) (d)	Drop/Handle (e)	Win or (Loss) Percentage (f)
Table and Other Games:					
1	Blackjack	30	\$ 1,321,453	\$ 9,588,386	13.8%
2	Craps	4	412,314	2,730,115	15.1%
3	Roulette	8	400,191	2,026,208	19.8%
4	Big Six	0	0	0	0.0%
5	Baccarat	0	0	0	0.0%
6	Minibaccarat	9	650,624	7,417,448	8.8%
7	Other Games - (Page 2)	20	985,058	4,191,172	23.5%
8	Subtotal - Table and Other Games	71	3,769,640	\$ 25,953,329	14.5%
9	Poker				
10	Total - Table and Other Games	71	\$ 3,769,640		

Slot Machines:					
11	\$ .01 and .02 Slot Machines	610	\$ 4,528,718	\$ 38,288,479	11.8%
12	\$ .05 Slot Machines	152	712,809	5,946,561	12.0%
13	\$ .25 Slot Machines	456	2,212,939	25,580,314	8.7%
14	\$ .50 Slot Machines	70	411,553	6,278,077	6.6%
15	\$ 1.00 Slot Machines	149	873,194	13,468,230	6.5%
16	\$ 5.00 Slot Machines	39	331,603	5,920,980	5.6%
17	\$ 25.00 Slot Machines	12	83,779	1,462,525	5.7%
18	\$100.00 Slot Machines	6	(7,200)	151,000	-4.8%
19	Multi-denominational Slot Machines	150	807,248	18,508,842	4.4%
20	Other Slot Machines	64	299,827	6,892,474	4.4%
21	Total - Slot Machines	1,708	\$ 10,254,470	\$ 122,497,482	8.4%
22	Total Casino Win		\$ 14,024,110		

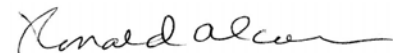
### TAX ON GROSS REVENUE

23	Year-to-Date Table and Other Games Win .....	\$ 44,724,953
24	Year-to-Date Slot Machine Win .....	107,772,814
25	Year-to-Date Total Casino Win .....	<b>\$ 152,497,767</b>
26	Adjustments .....	<b>\$ 45,181</b>
27	Year-To-Date Gross Revenue .....	<b>\$ 152,542,948</b>
28	Deduction for Eligible Promotional Gaming Credits .....	<b>\$ 13,776,850</b>
29	Year-To-Date Taxable Gross Revenue .....	<b>\$ 138,766,098</b>
30	Gross Revenue Tax (8% of line 29).....	\$ 11,101,288
31	Less - Total Tax Paid in Prior Months.....	10,130,354
32	Total Tax Required for this Month (line 30 less line 31).....	\$ 970,934
33	Total Progressive Payout Liability - End of Month.....	\$ 607,316
34	Authorized Casino Square Footage - End of Month.....	86,923
35	Authorized Simulcasting Square Footage - End of Month.....	
36	Simulcasting Revenue for the Month.....	
37	Simulcasting Handle for the Month.....	
38	Promotional Gaming Credits Wagered for the Month.....	\$ 1,404,263

Under penalties of perjury, I declare that I have examined this report, and to the best of my knowledge and belief, it is true and complete.

November 10, 2010

DATE



Ron Alcorn

Casino Controller (1623-11)  
TITLE (LICENSE NUMBER)

**TRUMP PLAZA ASSOCIATES**  
**MONTHLY GROSS REVENUE TAX RETURN**  
**SCHEDULE OF OTHER GAMES**  
**FOR THE MONTH OF OCTOBER, 2010**

Type of Game (b)	Authorized Units (c)	Win or (Loss) (d)	Drop (e)	Win or (Loss) Percentage (f)
Sic Bo				
Pai Gow Poker	2	112,220	558,086	20.1%
Pai Gow	2	128,947	431,393	29.9%
Keno				
Caribbean Stud Poker				
Let it Ride Poker	2	94,877	409,359	23.2%
Three Card Poker	6	321,428	1,302,343	24.7%
Spanish 21	3	173,278	874,605	19.8%
Double Attack Blackjack				
Four Card Poker	2	69,107	366,226	18.9%
Texas Hold 'Em Bonus Poker	2	77,560	222,616	34.8%
House Way Pai Gow Poker				
Flop Poker				
Two Card Joker Poker				
Ultimate Texas Hold 'Em				
Asia Poker	1	7,641	26,544	28.8%
Winner's Pot Poker				
1 Bet Threat Texas Hold 'Em				
Mississippi Stud				
Mini-Tex 3 Card Hold'Em				
Supreme Pai Gow				
Total -(Must agree with line 7 on Pg 1)	20	\$ 985,058	\$ 4,191,172	23.5%

# TRUMP TAJ MAHAL CASINO RESORT MONTHLY GROSS REVENUE TAX RETURN FOR THE MONTH OF OCTOBER, 2010

## CASINO WIN - CURRENT MONTH

Line (a)	Type of Game (b)	Authorized Units (c)	Win or (Loss) (d)	Drop/Handle (e)	Win or (Loss) Percentage (f)
Table and Other Games:					
1	Blackjack	62	\$ 1,549,765	\$ 30,799,043	5.0%
2	Craps	11	2,700,054	10,945,178	24.7%
3	Roulette	14	842,344	6,359,190	13.2%
4	Big Six	1	40,508	85,016	47.6%
5	Baccarat	0	0	0	0.0%
6	Minibaccarat	14	1,527,049	21,364,974	7.1%
7	Other Games - (Page 2)	33	2,191,216	10,338,031	21.2%
8	Subtotal - Table and Other Games	135	8,850,936	\$ 79,891,432	11.1%
9	Poker	65	1,002,230		
10	Total - Table and Other Games	200	\$ 9,853,166		

Slot Machines:					
11	\$ .01 and .02 Slot Machines	1,124	\$ 9,215,771	\$ 76,384,798	12.1%
12	\$ .05 Slot Machines	192	1,536,432	16,795,814	9.1%
13	\$ .25 Slot Machines	533	2,706,831	34,821,319	7.8%
14	\$ .50 Slot Machines	35	162,218	1,668,796	9.7%
15	\$ 1.00 Slot Machines	340	2,934,905	50,764,036	5.8%
16	\$ 5.00 Slot Machines	74	724,740	14,103,360	5.1%
17	\$ 25.00 Slot Machines	12	237,216	2,432,600	9.8%
18	\$100.00 Slot Machines	23	(604,086)	8,490,100	-7.1%
19	Multi-denominational Slot Machines	480	3,623,762	58,899,137	6.2%
20	Other Slot Machines	31	583,407	3,508,773	16.6%
21	Total - Slot Machines	2,844	\$ 21,121,196	\$ 267,868,733	7.9%
22	Total Casino Win		\$ 30,974,362		


## TAX ON GROSS REVENUE

23	Year-to-Date Table and Other Games Win .....	\$ 124,495,274	
24	Year-to-Date Slot Machine Win .....	222,277,542	
25	Year-to-Date Total Casino Win .....	<b>\$ 346,772,816</b>	
26	Adjustments .....	<b>\$ 18,136</b>	
27	Year-To-Date Gross Revenue .....	<b>\$ 346,790,952</b>	
28	Deduction for Eligible Promotional Gaming Credits .....	<b>\$ 26,625,971</b>	
29	Year-To-Date Taxable Gross Revenue .....	<b>\$ 320,164,981</b>	
30	Gross Revenue Tax (8% of line 29).....	\$ 25,613,198	
31	Less - Total Tax Paid in Prior Months.....	23,427,080	
32	Total Tax Required for this Month (line 30 less line 31).....	\$ 2,186,118	
33	Total Progressive Payout Liability - End of Month.....	\$ 1,302,989	
34	Authorized Casino Square Footage - End of Month.....	149,445	
35	Authorized Simulcasting Square Footage - End of Month.....	12,483	
36	Simulcasting Revenue for the Month.....	\$ 48,055	
37	Simulcasting Handle for the Month.....	\$ 596,410	
38	Promotional Gaming Credits Wagered for the Month.....	\$ 2,902,743	

Under penalties of perjury, I declare that I have examined this report, and to the best of my knowledge and belief, it is true and complete.

November 10, 2010

DATE



Ford Palmer

Casino Controller 4086-11  
TITLE (LICENSE NUMBER)

**TRUMP TAJ MAHAL CASINO RESORT  
MONTHLY GROSS REVENUE TAX RETURN  
SCHEDULE OF OTHER GAMES  
FOR THE MONTH OF OCTOBER, 2010**

Type of Game (b)	Authorized Units (c)	Win or (Loss) (d)	Drop (e)	Win or (Loss) Percentage (f)
Sic Bo	1	47,908	111,844	42.8%
Pai Gow Poker	4	321,734	1,527,106	21.1%
Pai Gow	3	230,547	1,625,377	14.2%
Keno	2	19,549	57,957	33.7%
Caribbean Stud Poker	2	87,683	401,577	21.8%
Let it Ride Poker	3	143,707	796,551	18.0%
Three Card Poker	9	565,077	2,505,547	22.6%
Spanish 21	3	375,997	1,643,236	22.9%
Double Attack Blackjack	1	70,423	310,252	22.7%
Four Card Poker	2	177,987	808,664	22.0%
Texas Hold 'Em Bonus Poker	2	150,604	549,920	27.4%
House Way Pai Gow Poker				
Flop Poker				
Two Card Joker Poker				
Ultimate Texas Hold 'Em				
Asia Poker	1	0	0	
Winner's Pot Poker				
1 Bet Threat Texas Hold 'Em				
Mississippi Stud				
Mini-Tex 3 Card Hold'Em				
Supreme Pai Gow				
Total -(Must agree with line 7 on Pg 1)	33	\$ 2,191,216	\$ 10,338,031	21.2%