

ATLANTIC CITY HILTON(RIH ACQUISITIONS N.J.,LLC) MONTHLY GROSS REVENUE TAX RETURN FOR THE MONTH OF NOVEMBER, 2010

CASINO WIN - CURRENT MONTH

Line (a)	Type of Game (b)	Authorized Units (c)	Win or (Loss) (d)	Drop/Handle (e)	Win or (Loss) Percentage (f)
Table and Other Games:					
1	Blackjack	37	\$ 1,029,376	\$ 8,011,446	12.8%
2	Craps	5	270,273	1,757,600	15.4%
3	Roulette	7	330,871	1,133,267	29.2%
4	Big Six	1	6,945	10,829	64.1%
5	Baccarat	0	0	0	0.0%
6	Minibaccarat	17	688,244	11,046,758	6.2%
7	Other Games - (Page 2)	23	615,218	3,260,085	18.9%
8	Subtotal - Table and Other Games	90	2,940,927	\$ 25,219,985	11.7%
9	Poker	2	13,163		
10	Total - Table and Other Games	92	\$ 2,954,090		

Slot Machines:					
11	\$.01 and .02 Slot Machines	924	\$ 4,040,585	\$ 33,798,783	12.0%
12	\$.05 Slot Machines	61	253,861	4,420,413	5.7%
13	\$.25 Slot Machines	350	1,257,090	17,157,604	7.3%
14	\$.50 Slot Machines	32	147,958	1,450,334	10.2%
15	\$ 1.00 Slot Machines	218	1,395,345	19,520,996	7.1%
16	\$ 5.00 Slot Machines	84	734,084	9,691,150	7.6%
17	\$ 25.00 Slot Machines	6	131,893	768,425	17.2%
18	\$100.00 Slot Machines	6	139,602	578,800	24.1%
19	Multi-denominational Slot Machines	133	319,293	5,174,932	6.2%
20	Other Slot Machines	24	107,679	1,616,836	6.7%
21	Total - Slot Machines	1,838	\$ 8,527,390	\$ 94,178,273	9.1%
22	Total Casino Win		\$ 11,481,480		

TAX ON GROSS REVENUE

23	Year-to-Date Table and Other Games Win	\$ 39,583,378	
24	Year-to-Date Slot Machine Win	114,536,160	
25	Year-to-Date Total Casino Win		\$ 154,119,538
26	Adjustments		
27	Year-To-Date Gross Revenue		\$ 154,119,538
28	Deduction for Eligible Promotional Gaming Credits		\$ 15,254,016
29	Year-To-Date Taxable Gross Revenue		\$ 138,865,522
30	Gross Revenue Tax (8% of line 29).....		\$ 11,109,242
31	Less - Total Tax Paid in Prior Months.....		10,317,975
32	Total Tax Required for this Month (line 30 less line 31).....		\$ 791,267
33	Total Progressive Payout Liability - End of Month.....	\$ 1,572,923	
34	Authorized Casino Square Footage - End of Month.....	75,416	
35	Authorized Simulcasting Square Footage - End of Month.....		
36	Simulcasting Revenue for the Month.....		
37	Simulcasting Handle for the Month.....		
38	Promotional Gaming Credits Wagered for the Month.....	\$ 1,601,886	

Under penalties of perjury, I declare that I have examined this report, and to the best of my knowledge and belief, it is true and complete.

December 10, 2010

DATE



JOANNE MCKENSIE

CASINO CONTROLLER (1231-11)
TITLE (LICENSE NUMBER)

ATLANTIC CITY HILTON(RIH ACQUISTIONS N.J.,LLC)
MONTHLY GROSS REVENUE TAX RETURN
SCHEDULE OF OTHER GAMES
FOR THE MONTH OF NOVEMBER, 2010

Type of Game (b)	Authorized Units (c)	Win or (Loss) (d)	Drop (e)	Win or (Loss) Percentage (f)
Sic Bo	1	8,497	66,663	12.7%
Pai Gow Poker	4	126,374	515,529	24.5%
Pai Gow	5	124,848	674,395	18.5%
Keno				
Caribbean Stud Poker	1	3,891	27,189	14.3%
Let it Ride Poker	2	110,028	338,919	32.5%
Three Card Poker	6	188,629	1,120,779	16.8%
Spanish 21	2	59,332	406,054	14.6%
Double Attack Blackjack				
Four Card Poker	1	(2,598)	92,915	-2.8%
Texas Hold 'Em Bonus Poker				
House Way Pai Gow Poker				
Flop Poker	1	(3,783)	17,642	-21.4%
Two Card Joker Poker				
Ultimate Texas Hold 'Em				
Asia Poker				
Winner's Pot Poker				
1 Bet Threat Texas Hold 'Em				
Mississippi Stud				
Mini-Tex 3 Card Hold'Em				
Supreme Pai Gow				
Total -(Must agree with line 7 on Pg 1)	23	\$ 615,218	\$ 3,260,085	18.9%

BALLY'S ATLANTIC CITY MONTHLY GROSS REVENUE TAX RETURN FOR THE MONTH OF NOVEMBER, 2010

CASINO WIN - CURRENT MONTH

Line (a)	Type of Game (b)	Authorized Units (c)	Win or (Loss) (d)	Drop/Handle (e)	Win or (Loss) Percentage (f)
Table and Other Games:					
1	Blackjack	72	\$ 2,575,498	\$ 18,203,834	14.1%
2	Craps	10	815,057	5,854,906	13.9%
3	Roulette	21	1,678,910	6,522,476	25.7%
4	Big Six	2	100,012	302,213	33.1%
5	Baccarat	1	51,607	402,086	12.8%
6	Minibaccarat	20	1,943,786	11,108,909	17.5%
7	Other Games - (Page 2)	55	2,648,682	12,463,901	21.3%
8	Subtotal - Table and Other Games	181	9,813,552	\$ 54,858,325	17.9%
9	Poker	26	309,927		
10	Total - Table and Other Games	207	\$ 10,123,479		

Slot Machines:					
11	\$.01 and .02 Slot Machines	1,042	\$ 7,361,358	\$ 58,027,761	12.7%
12	\$.05 Slot Machines	409	1,572,490	14,721,136	10.7%
13	\$.25 Slot Machines	837	3,782,408	46,213,090	8.2%
14	\$.50 Slot Machines	81	516,467	5,347,674	9.7%
15	\$ 1.00 Slot Machines	351	2,064,573	38,072,310	5.4%
16	\$ 5.00 Slot Machines	94	1,032,308	14,884,060	6.9%
17	\$ 25.00 Slot Machines	18	275,559	2,694,175	10.2%
18	\$100.00 Slot Machines	13	152,113	1,489,300	10.2%
19	Multi-denominational Slot Machines	552	2,846,957	38,346,851	7.4%
20	Other Slot Machines	30	198,395	3,314,912	6.0%
21	Total - Slot Machines	3,427	\$ 19,802,628	\$ 223,111,269	8.9%
22	Total Casino Win		\$ 29,926,107		

TAX ON GROSS REVENUE

23	Year-to-Date Table and Other Games Win	\$ 132,822,529
24	Year-to-Date Slot Machine Win	266,082,613
25	Year-to-Date Total Casino Win	\$ 398,905,142
26	Adjustments	
27	Year-To-Date Gross Revenue	\$ 398,905,142
28	Deduction for Eligible Promotional Gaming Credits	\$ 34,890,376
29	Year-To-Date Taxable Gross Revenue	\$ 364,014,766
30	Gross Revenue Tax (8% of line 29).....	\$ 29,121,181
31	Less - Total Tax Paid in Prior Months.....	27,035,823
32	Total Tax Required for this Month (line 30 less line 31).....	\$ 2,085,358
33	Total Progressive Payout Liability - End of Month.....	\$ 1,958,510
34	Authorized Casino Square Footage - End of Month.....	167,209
35	Authorized Simulcasting Square Footage - End of Month.....	9,393
36	Simulcasting Revenue for the Month.....	\$ 71,690
37	Simulcasting Handle for the Month.....	\$ 896,921
38	Promotional Gaming Credits Wagered for the Month.....	\$ 3,831,696

Under penalties of perjury, I declare that I have examined this report, and to the best of my knowledge and belief, it is true and complete.

December 10, 2010

DATE

William Pangoras

William Pangoras

Operations Controller (1792-11)
TITLE (LICENSE NUMBER)

**BALLY'S ATLANTIC CITY
MONTHLY GROSS REVENUE TAX RETURN
SCHEDULE OF OTHER GAMES
FOR THE MONTH OF NOVEMBER, 2010**

Type of Game (b)	Authorized Units (c)	Win or (Loss) (d)	Drop (e)	Win or (Loss) Percentage (f)
Sic Bo	1	26,349	171,311	15.4%
Pai Gow Poker	8	229,712	1,348,848	17.0%
Pai Gow	3	61,835	2,027,348	3.1%
Keno				
Caribbean Stud Poker	2	125,724	511,229	24.6%
Let it Ride Poker	4	241,511	1,005,064	24.0%
Three Card Poker	15	941,469	3,077,449	30.6%
Spanish 21	8	438,143	1,683,006	26.0%
Double Attack Blackjack				
Four Card Poker	6	217,303	1,292,454	16.8%
Texas Hold 'Em Bonus Poker	3	48,582	266,180	18.3%
House Way Pai Gow Poker				
Flop Poker				
Two Card Joker Poker				
Ultimate Texas Hold 'Em	2	198,459	691,846	28.7%
Asia Poker	2	116,273	372,178	31.2%
Winner's Pot Poker	1	3,322	16,988	19.6%
1 Bet Threat Texas Hold 'Em				
Mississippi Stud				
Mini-Tex 3 Card Hold'Em				
Supreme Pai Gow				
Total -(Must agree with line 7 on Pg 1)	55	\$ 2,648,682	\$ 12,463,901	21.3%

BORGATA HOTEL CASINO AND SPA MONTHLY GROSS REVENUE TAX RETURN FOR THE MONTH OF November, 2010

CASINO WIN - CURRENT MONTH

Line (a)	Type of Game (b)	Authorized Units (c)	Win or (Loss) (d)	Drop/Handle (e)	Win or (Loss) Percentage (f)
Table and Other Games:					
1	Blackjack	85	\$ 8,341,876	\$ 62,272,325	13.4%
2	Craps	14	2,198,390	14,792,675	14.9%
3	Roulette	21	1,504,190	9,011,382	16.7%
4	Big Six	1	57,009	162,485	35.1%
5	Baccarat	2	277,382	2,453,613	11.3%
6	Minibaccarat	9	677,448	4,459,410	15.2%
7	Other Games - (Page 2)	52	2,828,919	16,232,322	17.4%
8	Subtotal - Table and Other Games	184	15,885,214	\$ 109,384,212	14.5%
9	Poker	85	1,685,340		
10	Total - Table and Other Games	269	\$ 17,570,554		

Slot Machines:					
11	\$.01 and .02 Slot Machines	1,335	\$ 12,093,073	\$ 106,038,119	11.4%
12	\$.05 Slot Machines	566	3,896,945	41,789,695	9.3%
13	\$.25 Slot Machines	368	2,424,849	26,768,248	9.1%
14	\$.50 Slot Machines	90	570,980	6,252,512	9.1%
15	\$ 1.00 Slot Machines	233	3,016,043	34,464,120	8.8%
16	\$ 5.00 Slot Machines	88	1,346,128	21,106,410	6.4%
17	\$ 25.00 Slot Machines	20	414,803	9,228,775	4.5%
18	\$100.00 Slot Machines	12	66,206	3,286,700	2.0%
19	Multi-denominational Slot Machines	714	6,860,333	127,089,886	5.4%
20	Other Slot Machines	49	845,885	12,895,494	6.6%
21	Total - Slot Machines	3,475	\$ 31,535,245	\$ 388,919,959	8.1%
22	Total Casino Win		\$ 49,105,799		


TAX ON GROSS REVENUE

23	Year-to-Date Table and Other Games Win	\$ 208,808,267
24	Year-to-Date Slot Machine Win	391,937,773
25	Year-to-Date Total Casino Win	\$ 600,746,040
26	Adjustments	
27	Year-To-Date Gross Revenue	\$ 600,746,040
28	Deduction for Eligible Promotional Gaming Credits	\$ 46,108,865
29	Year-To-Date Taxable Gross Revenue	\$ 554,637,175
30	Gross Revenue Tax (8% of line 29).....	\$ 44,370,974
31	Less - Total Tax Paid in Prior Months.....	40,884,942
32	Total Tax Required for this Month (line 30 less line 31).....	\$ 3,486,032
33	Total Progressive Payout Liability - End of Month.....	\$ 998,043
34	Authorized Casino Square Footage - End of Month.....	136,667
35	Authorized Simulcasting Square Footage - End of Month.....	23,620
36	Simulcasting Revenue for the Month.....	\$ 193,051
37	Simulcasting Handle for the Month.....	\$ 2,483,099
38	Promotional Gaming Credits Wagered for the Month.....	\$ 5,151,822

Under penalties of perjury, I declare that I have examined this report, and to the best of my knowledge and belief, it is true and complete.

December 10, 2010

DATE



Betty J. Parker

Casino Controller Lic . # 8038-11

BORGATA HOTEL CASINO AND SPA MONTHLY GROSS REVENUE TAX RETURN SCHEDULE OF OTHER GAMES

FOR THE MONTH OF November, 2010

Type of Game (b)	Authorized Units (c)	Win or (Loss) (d)	Drop (e)	Win or (Loss) Percentage (f)
Sic Bo				
Pai Gow Poker	6	337,297	1,591,609	21.2%
Pai Gow	2	118,982	480,624	24.8%
Keno				
Caribbean Stud Poker	4	241,444	790,571	30.5%
Let it Ride Poker	5	310,275	2,119,703	14.6%
Three Card Poker	16	1,114,380	5,211,624	21.4%
Spanish 21	5	(211,644)	2,060,712	-10.3%
Double Attack Blackjack				
Four Card Poker	4	403,185	1,761,739	22.9%
Texas Hold 'Em Bonus Poker	4	209,595	825,270	25.4%
House Way Pai Gow Poker				
Flop Poker	4	182,930	988,381	18.5%
Two Card Joker Poker				
Ultimate Texas Hold 'Em				
Asia Poker	2	122,475	402,089	30.5%
Winner's Pot Poker				
1 Bet Threat Texas Hold 'Em				
Mississippi Stud				
Mini-Tex 3 Card Hold'Em				
Supreme Pai Gow				
Total -(Must agree with line 7 on Pg 1)	52	\$ 2,828,919	\$ 16,232,322	17.4%

CAESARS ATLANTIC CITY

MONTHLY GROSS REVENUE TAX RETURN

FOR THE MONTH OF NOVEMBER, 2010

CASINO WIN - CURRENT MONTH

Line (a)	Type of Game (b)	Authorized Units (c)	Win or (Loss) (d)	Drop/Handle (e)	Win or (Loss) Percentage (f)
Table and Other Games:					
1	Blackjack	60	\$ (1,363,943)	\$ 36,028,689	-3.8%
2	Craps	13	1,220,857	\$10,708,213	11.4%
3	Roulette	16	2,396,078	7,474,808	32.1%
4	Big Six	1	19,559	45,210	43.3%
5	Baccarat	3	597,706	3,494,304	17.1%
6	Minibaccarat	11	697,206	8,465,264	8.2%
7	Other Games - (Page 2)	45	2,802,650	13,001,587	21.6%
8	Subtotal - Table and Other Games	149	6,370,113	\$ 79,218,075	8.0%
9	Poker	32	373,307		
10	Total - Table and Other Games	181	\$ 6,743,420		
Slot Machines:					
11	\$.01 and .02 Slot Machines	956	\$ 7,450,042	\$ 60,273,293	12.4%
12	\$.05 Slot Machines	222	1,553,327	11,955,579	13.0%
13	\$.25 Slot Machines	408	1,898,997	17,578,913	10.8%
14	\$.50 Slot Machines	65	271,863	2,859,918	9.5%
15	\$ 1.00 Slot Machines	297	2,439,578	27,315,734	8.9%
16	\$ 5.00 Slot Machines	64	1,016,992	16,324,110	6.2%
17	\$ 25.00 Slot Machines	18	476,500	5,359,950	8.9%
18	\$100.00 Slot Machines	14	(35,100)	3,734,100	-0.9%
19	Multi-denominational Slot Machines	428	2,720,033	40,494,995	6.7%
20	Other Slot Machines	45	276,970	10,512,386	2.6%
21	Total - Slot Machines	2,517	\$ 18,069,202	\$ 196,408,978	9.2%
22	Total Casino Win		\$ 24,812,622		

TAX ON GROSS REVENUE

23	Year-to-Date Table and Other Games Win	\$ 148,156,454
24	Year-to-Date Slot Machine Win	231,965,267
25	Year-to-Date Total Casino Win	\$ 380,121,721
26	Adjustments	\$ 78,789
27	Year-To-Date Gross Revenue	\$ 380,200,510
28	Deduction for Eligible Promotional Gaming Credits	\$ 33,085,877
29	Year-To-Date Taxable Gross Revenue	\$ 347,114,633
30	Gross Revenue Tax (8% of line 29).....	\$ 27,769,171
31	Less - Total Tax Paid in Prior Months.....	26,081,789
32	Total Tax Required for this Month (line 30 less line 31).....	\$ 1,687,382
33	Total Progressive Payout Liability - End of Month.....	\$ 973,326
34	Authorized Casino Square Footage - End of Month.....	111,201
35	Authorized Simulcasting Square Footage - End of Month.....	30,081
36	Simulcasting Revenue for the Month.....	\$ 53,368
37	Simulcasting Handle for the Month.....	\$ 698,467
38	Promotional Gaming Credits Wagered for the Month.....	\$ 2,947,780

Under penalties of perjury, I declare that I have examined this report, and to the best of my knowledge and belief, it is true and complete.

December 10, 2010
DATE


DONNA HOGAN

OPERATIONAL CONTROLLER (7516-11)
TITLE (LICENSE NUMBER)

**CAESARS ATLANTIC CITY
MONTHLY GROSS REVENUE TAX RETURN
SCHEDULE OF OTHER GAMES
FOR THE MONTH OF NOVEMBER, 2010**

Type of Game (b)	Authorized Units (c)	Win or (Loss) (d)	Drop (e)	Win or (Loss) Percentage (f)
Sic Bo	1	24,515	91,428	26.8%
Pai Gow Poker	6	384,955	1,876,406	20.5%
Pai Gow	5	475,432	2,969,107	16.0%
Keno	3	17,409	38,593	45.1%
Caribbean Stud Poker	2	61,467	327,108	18.8%
Let it Ride Poker	3	32,748	476,217	6.9%
Three Card Poker	8	826,128	2,949,618	28.0%
Spanish 21	6	291,333	1,242,291	23.5%
Double Attack Blackjack	1	139,712	416,621	33.5%
Four Card Poker	4	228,849	1,282,793	17.8%
Texas Hold 'Em Bonus Poker	2	98,555	291,047	33.9%
House Way Pai Gow Poker				
Flop Poker				
Two Card Joker Poker				
Ultimate Texas Hold 'Em	1	65,240	208,033	31.4%
Asia Poker	2	130,484	624,334	20.9%
Winner's Pot Poker				
1 Bet Threat Texas Hold 'Em				
Mississippi Stud	1	25,823	207,991	12.4%
Mini-Tex 3 Card Hold'Em				
Supreme Pai Gow				
Total -(Must agree with line 7 on Pg 1)	45	\$ 2,802,650	\$ 13,001,587	21.6%

HARRAH'S RESORT ATLANTIC CITY

MONTHLY GROSS REVENUE TAX RETURN

FOR THE MONTH OF NOVEMBER 2010

CASINO WIN - CURRENT MONTH

Line (a)	Type of Game (b)	Authorized Units (c)	Win or (Loss) (d)	Drop/Handle (e)	Win or (Loss) Percentage (f)
Table and Other Games:					
1	Blackjack	69	\$ 405,884	\$ 25,659,790	1.6%
2	Craps	9	1,446,997	6,222,231	23.3%
3	Roulette	12	865,071	4,131,105	20.9%
4	Big Six	1	3,057	5,405	56.6%
5	Baccarat	0	0	0	0.0%
6	Minibaccarat	5	611,422	3,544,249	17.3%
7	Other Games - (Page 2)	31	1,875,771	6,900,129	27.2%
8	Subtotal - Table and Other Games	127	5,208,202	\$ 46,462,909	11.2%
9	Poker	40	462,440		
10	Total - Table and Other Games	167	\$ 5,670,642		
Slot Machines:					
11	\$.01 and .02 Slot Machines	496	\$ 3,446,856	\$ 42,375,936	8.1%
12	\$.05 Slot Machines	365	4,023,113	34,142,093	11.8%
13	\$.25 Slot Machines	529	4,684,792	40,860,578	11.5%
14	\$.50 Slot Machines	11	83,178	407,109	20.4%
15	\$ 1.00 Slot Machines	192	2,906,017	27,228,782	10.7%
16	\$ 5.00 Slot Machines	58	516,447	10,693,605	4.8%
17	\$ 25.00 Slot Machines	16	140,616	4,512,050	3.1%
18	\$100.00 Slot Machines	8	145,081	1,378,900	10.5%
19	Multi-denominational Slot Machines	1,165	10,259,068	136,275,556	7.5%
20	Other Slot Machines	29	169,498	3,534,392	4.8%
21	Total - Slot Machines	2,869	\$ 26,374,666	\$ 301,409,001	8.8%
22	Total Casino Win		\$ 32,045,308		

TAX ON GROSS REVENUE

23	Year-to-Date Table and Other Games Win	\$ 93,930,949	
24	Year-to-Date Slot Machine Win	327,322,648	
25	Year-to-Date Total Casino Win	\$ 421,253,597	
26	Adjustments	\$ 4,000	
27	Year-To-Date Gross Revenue	\$ 421,257,597	
28	Deduction for Eligible Promotional Gaming Credits	\$ 32,843,325	
29	Year-To-Date Taxable Gross Revenue	\$ 388,414,272	
30	Gross Revenue Tax (8% of line 29).....	\$ 31,073,142	
31	Less - Total Tax Paid in Prior Months.....	28,821,239	
32	Total Tax Required for this Month (line 30 less line 31).....	\$ 2,251,903	
33	Total Progressive Payout Liability - End of Month.....	\$ 1,629,886	
34	Authorized Casino Square Footage - End of Month.....	177,001	
35	Authorized Simulcasting Square Footage - End of Month.....	569	
36	Simulcasting Revenue for the Month.....	\$ 45,963	
37	Simulcasting Handle for the Month.....	\$ 658,223	
38	Promotional Gaming Credits Wagered for the Month.....	\$ 3,594,881	

Under penalties of perjury, I declare that I have examined this report, and to the best of my knowledge and belief, it is true and complete.

December 10, 2010
DATE



Joseph Lodise

Operations Controller (008900-11)
TITLE (LICENSE NUMBER)

**HARRAH'S RESORT ATLANTIC CITY
MONTHLY GROSS REVENUE TAX RETURN
SCHEDULE OF OTHER GAMES
FOR THE MONTH OF NOVEMBER 2010**

Type of Game (b)	Authorized Units (c)	Win or (Loss) (d)	Drop (e)	Win or (Loss) Percentage (f)
Pai Gow Poker	3	123,742	520,729	23.8%
Pai Gow	1	81,281	363,100	22.4%
Keno	4	33,256	111,473	29.8%
Caribbean Stud Poker	1	54,638	191,890	28.5%
Let it Ride Poker	4	254,673	1,156,102	22.0%
Three Card Poker	10	832,886	2,514,756	33.1%
Spanish 21	1	72,686	336,437	21.6%
Double Attack Blackjack	1	20,483	58,986	34.7%
Four Card Poker	2	130,290	509,758	25.6%
Texas Hold 'Em Bonus Poker	1	111,029	365,763	30.4%
House Way Pai Gow Poker				
Flop Poker	3	160,807	771,135	20.9%
Two Card Joker Poker				
Ultimate Texas Hold 'Em				
Asia Poker				
Winner's Pot Poker				
1 Bet Threat Texas Hold 'Em				
Mississippi Stud				
Mini-Tex 3 Card Hold'Em				
Supreme Pai Gow				
Total -(Must agree with line 7 on Pg 1)	31	\$ 1,875,771	\$ 6,900,129	27.2%

RESORTS ATLANTIC CITY

MONTHLY GROSS REVENUE TAX RETURN

FOR THE MONTH OF NOVEMBER, 2010

CASINO WIN - CURRENT MONTH

Line (a)	Type of Game (b)	Authorized Units (c)	Win or (Loss) (d)	Drop/Handle (e)	Win or (Loss) Percentage (f)
Table and Other Games:					
1	Blackjack	33	\$ 1,294,696	\$ 7,060,102	18.3%
2	Craps	5	251,300	1,628,698	15.4%
3	Roulette	9	236,229	1,136,790	20.8%
4	Big Six	1	5,325	23,070	23.1%
5	Baccarat	1	0	0	0.0%
6	Minibaccarat	20	503,496	7,388,553	6.8%
7	Other Games - (Page 2)	14	445,972	2,008,604	22.2%
8	Subtotal - Table and Other Games	83	2,737,018	\$ 19,245,817	14.2%
9	Poker	0	0		
10	Total - Table and Other Games	83	\$ 2,737,018		


Slot Machines:					
11	\$.01 and .02 Slot Machines	603	\$ 2,585,540	\$ 21,501,051	12.0%
12	\$.05 Slot Machines	155	252,040	3,407,888	7.4%
13	\$.25 Slot Machines	368	899,669	10,971,564	8.2%
14	\$.50 Slot Machines	47	118,120	1,399,781	8.4%
15	\$ 1.00 Slot Machines	163	482,513	7,495,940	6.4%
16	\$ 5.00 Slot Machines	62	205,710	3,474,740	5.9%
17	\$ 25.00 Slot Machines	9	161,351	1,495,800	10.8%
18	\$100.00 Slot Machines	9	13,542	1,084,300	1.2%
19	Multi-denominational Slot Machines	775	2,458,334	32,310,722	7.6%
20	Other Slot Machines	20	84,597	1,079,166	7.8%
21	Total - Slot Machines	2,211	\$ 7,261,416	\$ 84,220,952	8.6%
22	Total Casino Win		\$ 9,998,434		

TAX ON GROSS REVENUE

23	Year-to-Date Table and Other Games Win	\$ 38,165,299
24	Year-to-Date Slot Machine Win	107,420,466
25	Year-to-Date Total Casino Win	\$ 145,585,765
26	Adjustments	\$ (1,720)
27	Year-To-Date Gross Revenue	\$ 145,584,045
28	Deduction for Eligible Promotional Gaming Credits	\$ 12,009,850
29	Year-To-Date Taxable Gross Revenue	\$ 133,574,195
30	Gross Revenue Tax (8% of line 29).....	\$ 10,685,936
31	Less - Total Tax Paid in Prior Months.....	9,910,220
32	Total Tax Required for this Month (line 30 less line 31).....	\$ 775,716
33	Total Progressive Payout Liability - End of Month.....	\$ 669,633
34	Authorized Casino Square Footage - End of Month.....	99,030
35	Authorized Simulcasting Square Footage - End of Month.....	
36	Simulcasting Revenue for the Month.....	
37	Simulcasting Handle for the Month.....	
38	Promotional Gaming Credits Wagered for the Month.....	\$ 1,443,539

Under penalties of perjury, I declare that I have examined this report, and to the best of my knowledge and belief, it is true and complete.

December 9, 2010
DATE


Francis X. McCarthy

Administrator (1015-11)
TITLE (LICENSE NUMBER)

**RESORTS ATLANTIC CITY
MONTHLY GROSS REVENUE TAX RETURN
SCHEDULE OF OTHER GAMES
FOR THE MONTH OF NOVEMBER, 2010**

Type of Game (b)	Authorized Units (c)	Win or (Loss) (d)	Drop (e)	Win or (Loss) Percentage (f)
Sic Bo				
Pai Gow Poker	1	9,589	181,865	5.3%
Pai Gow	2	58,336	359,617	16.2%
Keno				
Caribbean Stud Poker				
Let it Ride Poker	2	87,898	354,378	24.8%
Three Card Poker	5	177,344	697,799	25.4%
Spanish 21	3	51,260	368,752	13.9%
Double Attack Blackjack				
Four Card Poker				
Texas Hold 'Em Bonus Poker	1	61,545	46,193	133.2%
House Way Pai Gow Poker				
Flop Poker				
Two Card Joker Poker				
Ultimate Texas Hold 'Em				
Asia Poker				
Winner's Pot Poker				
1 Bet Threat Texas Hold 'Em				
Mississippi Stud				
Mini-Tex 3 Card Hold'Em				
Supreme Pai Gow				
Total -(Must agree with line 7 on Pg 1)	14	\$ 445,972	\$ 2,008,604	22.2%

SHOWBOAT

MONTHLY GROSS REVENUE TAX RETURN

FOR THE MONTH OF NOVEMBER, 2010

CASINO WIN - CURRENT MONTH

Line (a)	Type of Game (b)	Authorized Units (c)	Win or (Loss) (d)	Drop/Handle (e)	Win or (Loss) Percentage (f)
Table and Other Games:					
1	Blackjack	36	\$ 917,464	\$ 7,851,079	11.7%
2	Craps	5	297,392	2,472,426	12.0%
3	Roulette	9	354,257	1,913,589	18.5%
4	Big Six	1	40,262	91,029	44.2%
5	Baccarat	0	0	0	0.0%
6	Minibaccarat	9	539,270	4,776,441	11.3%
7	Other Games - (Page 2)	23	970,612	4,603,953	21.1%
8	Subtotal - Table and Other Games	83	3,119,257	\$ 21,708,517	14.4%
9	Poker	24	240,149		
10	Total - Table and Other Games	107	\$ 3,359,406		

Slot Machines:					
11	\$.01 and .02 Slot Machines	549	\$ 3,455,063	\$ 32,551,792	10.6%
12	\$.05 Slot Machines	147	2,030,448	16,346,373	12.4%
13	\$.25 Slot Machines	294	1,933,814	19,981,080	9.7%
14	\$.50 Slot Machines	3	11,793	112,829	10.5%
15	\$ 1.00 Slot Machines	173	1,012,840	15,333,660	6.6%
16	\$ 5.00 Slot Machines	30	391,356	4,018,980	9.7%
17	\$ 25.00 Slot Machines	3	47,806	431,975	11.1%
18	\$100.00 Slot Machines	3	54,049	486,500	11.1%
19	Multi-denominational Slot Machines	1,440	8,737,085	78,695,147	11.1%
20	Other Slot Machines	5	58,081	457,130	12.7%
21	Total - Slot Machines	2,647	\$ 17,732,335	\$ 168,415,466	10.5%
22	Total Casino Win		\$ 21,091,741		

TAX ON GROSS REVENUE

23	Year-to-Date Table and Other Games Win	\$ 48,418,697
24	Year-to-Date Slot Machine Win	220,647,167
25	Year-to-Date Total Casino Win	\$ 269,065,864
26	Adjustments	\$ 11,275
27	Year-To-Date Gross Revenue	\$ 269,077,139
28	Deduction for Eligible Promotional Gaming Credits	\$ 22,590,971
29	Year-To-Date Taxable Gross Revenue	\$ 246,486,168
30	Gross Revenue Tax (8% of line 29).....	\$ 19,718,893
31	Less - Total Tax Paid in Prior Months.....	18,236,253
32	Total Tax Required for this Month (line 30 less line 31).....	\$ 1,482,640
33	Total Progressive Payout Liability - End of Month.....	\$ 1,620,790
34	Authorized Casino Square Footage - End of Month.....	122,454
35	Authorized Simulcasting Square Footage - End of Month.....	17,086
36	Simulcasting Revenue for the Month.....	\$ 39,588
37	Simulcasting Handle for the Month.....	\$ 519,723
38	Promotional Gaming Credits Wagered for the Month.....	\$ 4,319,250

Under penalties of perjury, I declare that I have examined this report, and to the best of my knowledge and belief, it is true and complete.

December 9, 2010
DATE


Gail Myers

Operations Controller 3470-11
TITLE (LICENSE NUMBER)

**SHOWBOAT
MONTHLY GROSS REVENUE TAX RETURN
SCHEDULE OF OTHER GAMES
FOR THE MONTH OF NOVEMBER, 2010**

Type of Game (b)	Authorized Units (c)	Win or (Loss) (d)	Drop (e)	Win or (Loss) Percentage (f)
Sic Bo				
Pai Gow Poker	3	143,614	637,593	22.5%
Pai Gow	3	30,752	525,987	5.8%
Keno				
Caribbean Stud Poker	1	14,619	31,073	47.0%
Let it Ride Poker	3	106,572	564,333	18.9%
Three Card Poker	7	409,729	1,475,660	27.8%
Spanish 21	1	70,585	276,452	25.5%
Double Attack Blackjack	1	63,551	321,186	19.8%
Four Card Poker	1	44,517	205,361	21.7%
Texas Hold 'Em Bonus Poker				
House Way Pai Gow Poker				
Flop Poker	2	45,632	403,939	11.3%
Two Card Joker Poker				
Ultimate Texas Hold 'Em	1	41,041	162,369	25.3%
Asia Poker				
Winner's Pot Poker				
1 Bet Threat Texas Hold 'Em				
Mississippi Stud				
Mini-Tex 3 Card Hold'Em				
Supreme Pai Gow				
Total -(Must agree with line 7 on Pg 1)	23	\$ 970,612	\$ 4,603,953	21.1%

TROPICANA CASINO & RESORT

MONTHLY GROSS REVENUE TAX RETURN

FOR THE MONTH OF NOVEMBER, 2010

CASINO WIN - CURRENT MONTH


Line (a)	Type of Game (b)	Authorized Units (c)	Win or (Loss) (d)	Drop/Handle (e)	Win or (Loss) Percentage (f)
Table and Other Games:					
1	Blackjack	50	\$ 6,429,130	\$ 20,207,359	31.8%
2	Craps	8	142,198	6,208,862	2.3%
3	Roulette	15	945,295	4,656,573	20.3%
4	Big Six	1	100,273	201,712	49.7%
5	Baccarat	0			0.0%
6	Minibaccarat	9	1,247,498	10,454,118	11.9%
7	Other Games - (Page 2)	24	1,490,138	6,288,953	23.7%
8	Subtotal - Table and Other Games	107	10,354,532	\$ 48,017,577	21.6%
9	Poker	34	367,946		
10	Total - Table and Other Games	141	\$ 10,722,478		
Slot Machines:					
11	\$.01 and .02 Slot Machines	925	\$ 5,614,932	\$ 47,538,303	11.8%
12	\$.05 Slot Machines	213	852,576	10,345,339	8.2%
13	\$.25 Slot Machines	255	1,461,709	18,563,367	7.9%
14	\$.50 Slot Machines	33	288,275	2,712,822	10.6%
15	\$ 1.00 Slot Machines	207	1,349,917	17,822,940	7.6%
16	\$ 5.00 Slot Machines	51	252,433	5,122,940	4.9%
17	\$ 25.00 Slot Machines	15	103,239	842,625	12.3%
18	\$100.00 Slot Machines	12	67,200	538,200	12.5%
19	Multi-denominational Slot Machines	1,111	5,155,767	66,202,530	7.8%
20	Other Slot Machines	41	183,601	3,560,844	5.2%
21	Total - Slot Machines	2,863	\$ 15,329,649	\$ 173,249,910	8.8%
22	Total Casino Win		\$ 26,052,127		

TAX ON GROSS REVENUE

23	Year-to-Date Table and Other Games Win	\$ 84,958,817
24	Year-to-Date Slot Machine Win	191,221,616
25	Year-to-Date Total Casino Win	\$ 276,180,433
26	Adjustments	
27	Year-To-Date Gross Revenue	\$ 276,180,433
28	Deduction for Eligible Promotional Gaming Credits	\$ 22,334,988
29	Year-To-Date Taxable Gross Revenue	\$ 253,845,445
30	Gross Revenue Tax (8% of line 29).....	\$ 20,307,636
31	Less - Total Tax Paid in Prior Months.....	18,426,101
32	Total Tax Required for this Month (line 30 less line 31).....	\$ 1,881,535
33	Total Progressive Payout Liability - End of Month.....	\$ 1,515,645
34	Authorized Casino Square Footage - End of Month.....	138,130
35	Authorized Simulcasting Square Footage - End of Month.....	
36	Simulcasting Revenue for the Month.....	
37	Simulcasting Handle for the Month.....	
38	Promotional Gaming Credits Wagered for the Month.....	\$ 2,417,494

Under penalties of perjury, I declare that I have examined this report, and to the best of my knowledge and belief, it is true and complete.

December 10, 2010
DATE


Jeff Bohrer

Casino Controller 7488-11

**TROPICANA CASINO & RESORT
MONTHLY GROSS REVENUE TAX RETURN
SCHEDULE OF OTHER GAMES
FOR THE MONTH OF NOVEMBER, 2010**

Type of Game (b)	Authorized Units (c)	Win or (Loss) (d)	Drop (e)	Win or (Loss) Percentage (f)
Sic Bo				
Pai Gow Poker	2	168,644	603,489	27.9%
Pai Gow	2	88,965	757,445	11.7%
Keno				
Caribbean Stud Poker	1	33,092	251,270	13.2%
Let it Ride Poker	2	77,707	425,378	18.3%
Three Card Poker	8	532,322	1,791,674	29.7%
Spanish 21	4	250,478	969,354	25.8%
Double Attack Blackjack	1	116,069	393,222	29.5%
Four Card Poker	2	101,941	518,417	19.7%
Texas Hold 'Em Bonus Poker	2	120,920	578,704	20.9%
House Way Pai Gow Poker				
Flop Poker				
Two Card Joker Poker				
Ultimate Texas Hold 'Em				
Asia Poker				
Winner's Pot Poker				
1 Bet Threat Texas Hold 'Em				
Mississippi Stud				
Mini-Tex 3 Card Hold'Em				
Supreme Pai Gow				
Total -(Must agree with line 7 on Pg 1)	24	\$ 1,490,138	\$ 6,288,953	23.7%

TRUMP MARINA

MONTHLY GROSS REVENUE TAX RETURN

FOR THE MONTH OF November, 2010

CASINO WIN - CURRENT MONTH

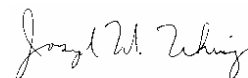
Line (a)	Type of Game (b)	Authorized Units (c)	Win or (Loss) (d)	Drop/Handle (e)	Win or (Loss) Percentage (f)
Table and Other Games:					
1	Blackjack	26	\$ 761,828	\$ 5,141,888	14.8%
2	Craps	6	400,590	2,317,305	17.3%
3	Roulette	6	187,079	872,495	21.4%
4	Big Six	0	0	0	0.0%
5	Baccarat	0	0	0	0.0%
6	Minibaccarat	11	1,036,356	7,014,445	14.8%
7	Other Games - (Page 2)	21	504,648	2,523,298	20.0%
8	Subtotal - Table and Other Games	70	2,890,501	\$ 17,869,431	16.2%
9	Poker				
10	Total - Table and Other Games	70	\$ 2,890,501		
Slot Machines:					
11	\$.01 and .02 Slot Machines	605	\$ 4,045,793	\$ 36,576,637	11.1%
12	\$.05 Slot Machines	224	975,129	10,083,657	9.7%
13	\$.25 Slot Machines	360	1,190,056	15,824,816	7.5%
14	\$.50 Slot Machines	39	158,056	1,991,550	7.9%
15	\$ 1.00 Slot Machines	210	804,025	13,271,050	6.1%
16	\$ 5.00 Slot Machines	48	313,852	4,444,100	7.1%
17	\$ 25.00 Slot Machines	10	18,534	555,200	3.3%
18	\$100.00 Slot Machines	5	140,598	540,300	26.0%
19	Multi-denominational Slot Machines	229	1,202,413	16,412,741	7.3%
20	Other Slot Machines	16	124,920	1,345,900	9.3%
21	Total - Slot Machines	1,746	\$ 8,973,376	\$ 101,045,951	8.9%
22	Total Casino Win		\$ 11,863,877		

TAX ON GROSS REVENUE

23	Year-to-Date Table and Other Games Win	\$ 31,177,415
24	Year-to-Date Slot Machine Win	106,102,991
25	Year-to-Date Total Casino Win	\$ 137,280,406
26	Adjustments	\$ (1,123)
27	Year-To-Date Gross Revenue	\$ 137,279,283
28	Deduction for Eligible Promotional Gaming Credits	\$ 12,501,550
29	Year-To-Date Taxable Gross Revenue	\$ 124,777,733
30	Gross Revenue Tax (8% of line 29).....	\$ 9,982,219
31	Less - Total Tax Paid in Prior Months.....	9,140,028
32	Total Tax Required for this Month (line 30 less line 31).....	\$ 842,191
33	Total Progressive Payout Liability - End of Month.....	\$ 780,292
34	Authorized Casino Square Footage - End of Month.....	78,535
35	Authorized Simulcasting Square Footage - End of Month.....	
36	Simulcasting Revenue for the Month.....	
37	Simulcasting Handle for the Month.....	
38	Promotional Gaming Credits Wagered for the Month.....	\$ 1,550,716

Under penalties of perjury, I declare that I have examined this report, and to the best of my knowledge and belief, it is true and complete.

December 10, 2010
DATE



Joe Uhing

Casino Controller 2835-11
TITLE (LICENSE NUMBER)

TRUMP MARINA
MONTHLY GROSS REVENUE TAX RETURN
SCHEDULE OF OTHER GAMES
FOR THE MONTH OF November, 2010

Type of Game (b)	Authorized Units (c)	Win or (Loss) (d)	Drop (e)	Win or (Loss) Percentage (f)
Sic Bo				
Pai Gow Poker	2	63,727	236,386	27.0%
Pai Gow	1	(35,303)	63,592	-55.5%
Keno				
Caribbean Stud Poker	1	27,671	86,698	31.9%
Let it Ride Poker	2	89,876	422,597	21.3%
Three Card Poker	5	178,396	759,132	23.5%
Spanish 21	3	58,814	281,005	20.9%
Double Attack Blackjack				
Four Card Poker	1	24,972	147,907	16.9%
Texas Hold 'Em Bonus Poker	1	0	0	
House Way Pai Gow Poker				
Flop Poker	1	25,208	95,877	26.3%
Two Card Joker Poker				
Ultimate Texas Hold 'Em	2	40,206	165,457	24.3%
Asia Poker				
Winner's Pot Poker				
1 Bet Threat Texas Hold 'Em				
Mississippi Stud	1	20,524	233,997	8.8%
Mini-Tex 3 Card Hold'Em	1	10,557	30,650	34.4%
Supreme Pai Gow				
Total -(Must agree with line 7 on Pg 1)	21	\$ 504,648	\$ 2,523,298	20.0%

TRUMP PLAZA ASSOCIATES

MONTHLY GROSS REVENUE TAX RETURN

FOR THE MONTH OF NOVEMBER, 2010

CASINO WIN - CURRENT MONTH

Line (a)	Type of Game (b)	Authorized Units (c)	Win or (Loss) (d)	Drop/Handle (e)	Win or (Loss) Percentage (f)
Table and Other Games:					
1	Blackjack	30	\$ 1,330,188	\$ 9,315,958	14.3%
2	Craps	4	133,974	2,565,364	5.2%
3	Roulette	8	462,064	1,972,890	23.4%
4	Big Six	0	0	0	0.0%
5	Baccarat	0	0	0	0.0%
6	Minibaccarat	9	585,283	6,911,678	8.5%
7	Other Games - (Page 2)	19	869,769	4,376,993	19.9%
8	Subtotal - Table and Other Games	70	3,381,278	\$ 25,142,883	13.4%
9	Poker				
10	Total - Table and Other Games	70	\$ 3,381,278		

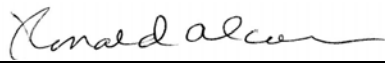
Slot Machines:					
11	\$.01 and .02 Slot Machines	611	\$ 3,814,642	\$ 33,965,734	11.2%
12	\$.05 Slot Machines	152	516,673	5,432,129	9.5%
13	\$.25 Slot Machines	455	1,599,989	22,965,454	7.0%
14	\$.50 Slot Machines	70	315,362	5,584,967	5.6%
15	\$ 1.00 Slot Machines	149	900,831	11,666,580	7.7%
16	\$ 5.00 Slot Machines	39	159,203	5,307,720	3.0%
17	\$ 25.00 Slot Machines	12	216,826	3,040,800	7.1%
18	\$100.00 Slot Machines	6	45,900	510,600	9.0%
19	Multi-denominational Slot Machines	150	1,275,928	13,565,870	9.4%
20	Other Slot Machines	64	404,605	6,920,139	5.8%
21	Total - Slot Machines	1,708	\$ 9,249,959	\$ 108,959,993	8.5%
22	Total Casino Win		\$ 12,631,237		

TAX ON GROSS REVENUE

23	Year-to-Date Table and Other Games Win	\$ 48,106,231
24	Year-to-Date Slot Machine Win	117,022,773
25	Year-to-Date Total Casino Win	\$ 165,129,004
26	Adjustments	\$ 48,957
27	Year-To-Date Gross Revenue	\$ 165,177,961
28	Deduction for Eligible Promotional Gaming Credits	\$ 15,436,567
29	Year-To-Date Taxable Gross Revenue	\$ 149,741,394
30	Gross Revenue Tax (8% of line 29).....	\$ 11,979,312
31	Less - Total Tax Paid in Prior Months.....	11,101,288
32	Total Tax Required for this Month (line 30 less line 31).....	\$ 878,024
33	Total Progressive Payout Liability - End of Month.....	\$ 628,800
34	Authorized Casino Square Footage - End of Month.....	86,923
35	Authorized Simulcasting Square Footage - End of Month.....	
36	Simulcasting Revenue for the Month.....	
37	Simulcasting Handle for the Month.....	
38	Promotional Gaming Credits Wagered for the Month.....	\$ 1,224,822

Under penalties of perjury, I declare that I have examined this report, and to the best of my knowledge and belief, it is true and complete.

December 10, 2010
DATE


Ron Alcorn

Casino Controller (1623-11)
TITLE (LICENSE NUMBER)

TRUMP PLAZA ASSOCIATES
MONTHLY GROSS REVENUE TAX RETURN
SCHEDULE OF OTHER GAMES
FOR THE MONTH OF NOVEMBER, 2010

Type of Game (b)	Authorized Units (c)	Win or (Loss) (d)	Drop (e)	Win or (Loss) Percentage (f)
Sic Bo				
Pai Gow Poker	2	98,908	583,424	17.0%
Pai Gow	2	106,910	605,170	17.7%
Keno				
Caribbean Stud Poker				
Let it Ride Poker	2	55,661	357,701	15.6%
Three Card Poker	6	266,550	1,273,866	20.9%
Spanish 21	3	148,334	847,039	17.5%
Double Attack Blackjack				
Four Card Poker	2	93,735	456,621	20.5%
Texas Hold 'Em Bonus Poker	2	99,671	253,172	39.4%
House Way Pai Gow Poker				
Flop Poker				
Two Card Joker Poker				
Ultimate Texas Hold 'Em				
Asia Poker				
Winner's Pot Poker				
1 Bet Threat Texas Hold 'Em				
Mississippi Stud				
Mini-Tex 3 Card Hold'Em				
Supreme Pai Gow				
Total -(Must agree with line 7 on Pg 1)	19	\$ 869,769	\$ 4,376,993	19.9%

TRUMP TAJ MAHAL CASINO RESORT

MONTHLY GROSS REVENUE TAX RETURN

FOR THE MONTH OF NOVEMBER, 2010

CASINO WIN - CURRENT MONTH

Line (a)	Type of Game (b)	Authorized Units (c)	Win or (Loss) (d)	Drop/Handle (e)	Win or (Loss) Percentage (f)
Table and Other Games:					
1	Blackjack	61	\$ 3,967,105	\$ 25,216,128	15.7%
2	Craps	12	2,824,148	10,220,888	27.6%
3	Roulette	14	843,983	6,377,704	13.2%
4	Big Six	1	32,776	60,671	54.0%
5	Baccarat	0	0	0	0.0%
6	Minibaccarat	14	2,532,136	19,297,554	13.1%
7	Other Games - (Page 2)	33	2,154,921	10,192,326	21.1%
8	Subtotal - Table and Other Games	135	12,355,069	\$ 71,365,271	17.3%
9	Poker	68	1,009,409		
10	Total - Table and Other Games	203	\$ 13,364,478		

Slot Machines:					
11	\$.01 and .02 Slot Machines	1,102	\$ 8,089,005	\$ 66,857,777	12.1%
12	\$.05 Slot Machines	196	1,443,048	14,883,468	9.7%
13	\$.25 Slot Machines	526	2,491,757	30,161,442	8.3%
14	\$.50 Slot Machines	24	59,604	703,630	8.5%
15	\$ 1.00 Slot Machines	340	2,731,620	43,844,008	6.2%
16	\$ 5.00 Slot Machines	74	724,662	14,106,295	5.1%
17	\$ 25.00 Slot Machines	12	240,482	2,035,575	11.8%
18	\$100.00 Slot Machines	23	456,259	8,381,400	5.4%
19	Multi-denominational Slot Machines	477	3,031,727	52,725,956	5.7%
20	Other Slot Machines	31	67,999	3,201,192	2.1%
21	Total - Slot Machines	2,805	\$ 19,336,163	\$ 236,900,743	8.2%
22	Total Casino Win		\$ 32,700,641		


TAX ON GROSS REVENUE

23	Year-to-Date Table and Other Games Win	\$ 137,859,752	
24	Year-to-Date Slot Machine Win	241,613,705	
25	Year-to-Date Total Casino Win	\$ 379,473,457	
26	Adjustments	\$ 18,651	
27	Year-To-Date Gross Revenue	\$ 379,492,108	
28	Deduction for Eligible Promotional Gaming Credits	\$ 30,188,600	
29	Year-To-Date Taxable Gross Revenue	\$ 349,303,508	
30	Gross Revenue Tax (8% of line 29).....	\$ 27,944,281	
31	Less - Total Tax Paid in Prior Months.....	25,613,198	
32	Total Tax Required for this Month (line 30 less line 31).....	\$ 2,331,083	
33	Total Progressive Payout Liability - End of Month.....	\$ 1,340,858	
34	Authorized Casino Square Footage - End of Month.....	149,239	
35	Authorized Simulcasting Square Footage - End of Month.....	12,483	
36	Simulcasting Revenue for the Month.....	\$ 51,389	
37	Simulcasting Handle for the Month.....	\$ 635,336	
38	Promotional Gaming Credits Wagered for the Month.....	\$ 2,470,320	

Under penalties of perjury, I declare that I have examined this report, and to the best of my knowledge and belief, it is true and complete.

December 10, 2010

DATE



Ford Palmer

Casino Controller 4086-11
TITLE (LICENSE NUMBER)

**TRUMP TAJ MAHAL CASINO RESORT
MONTHLY GROSS REVENUE TAX RETURN
SCHEDULE OF OTHER GAMES
FOR THE MONTH OF NOVEMBER, 2010**

Type of Game (b)	Authorized Units (c)	Win or (Loss) (d)	Drop (e)	Win or (Loss) Percentage (f)
Sic Bo	1	33,252	129,433	25.7%
Pai Gow Poker	5	296,803	1,502,863	19.7%
Pai Gow	3	242,545	1,604,395	15.1%
Keno	2	22,190	55,421	40.0%
Caribbean Stud Poker	2	88,218	431,162	20.5%
Let it Ride Poker	3	164,385	722,806	22.7%
Three Card Poker	8	623,929	2,259,522	27.6%
Spanish 21	3	352,607	1,673,440	21.1%
Double Attack Blackjack	1	68,705	259,395	26.5%
Four Card Poker	2	177,598	841,953	21.1%
Texas Hold 'Em Bonus Poker	2	84,689	711,936	11.9%
House Way Pai Gow Poker				
Flop Poker				
Two Card Joker Poker				
Ultimate Texas Hold 'Em				
Asia Poker	1	0	0	
Winner's Pot Poker				
1 Bet Threat Texas Hold 'Em				
Mississippi Stud				
Mini-Tex 3 Card Hold'Em				
Supreme Pai Gow				
Total -(Must agree with line 7 on Pg 1)	33	\$ 2,154,921	\$ 10,192,326	21.1%