

# THE ATLANTIC CLUB CASINO HOTEL MONTHLY GROSS REVENUE REPORT

FOR THE MONTH OF JUNE, 2013

## CASINO WIN - CURRENT MONTH

Line (a)	Type of Game (b)	Authorized Units (c)	Win or (Loss) (d)	Drop/Handle (e)	Win or (Loss) Percentage (f)
<b>Table and Other Games:</b>					
1	Blackjack	23	\$ 569,955	\$ 3,691,185	15.4%
2	Craps	4	208,833	1,824,213	11.4%
3	Roulette	5	180,870	1,040,061	17.4%
4	Big Six	1	6,805	13,965	48.7%
5	Baccarat	0	0	0	0.0%
6	Minibaccarat	5	350,236	3,236,266	10.8%
7	Other Games - (Page 2)	11	378,306	1,698,161	22.3%
8	Subtotal - Table and Other Games	49	1,695,005	\$ 11,503,851	14.7%
9	Poker	0	0		
10	<b>Total - Table and Other Games</b>	<b>49</b>	<b>\$ 1,695,005</b>		
<b>Slot Machines:</b>					
11	\$ .01 and .02 Slot Machines	1,088	\$ 7,720,087	\$ 66,070,482	11.7%
12	\$ .05 Slot Machines	44	382,378	6,038,748	6.3%
13	\$ .25 Slot Machines	140	1,003,751	14,677,242	6.8%
14	\$ .50 Slot Machines	9	95,820	996,110	9.6%
15	\$ 1.00 Slot Machines	137	1,010,683	17,830,896	5.7%
16	\$ 5.00 Slot Machines	46	272,400	4,942,465	5.5%
17	\$ 25.00 Slot Machines	3	53,125	386,225	13.8%
18	\$100.00 Slot Machines		0	0	0.0%
19	Multi-denominational Slot Machines	103	639,166	10,237,014	6.2%
20	Other Slot Machines	15	168,146	1,811,592	9.3%
21	<b>Total - Slot Machines</b>	<b>1,585</b>	<b>\$ 11,345,556</b>	<b>\$ 122,990,774</b>	<b>9.2%</b>
22	<b>Total Casino Win</b>		<b>\$ 13,040,561</b>		

## TAX ON GROSS REVENUE

23	Year-to-Date Table and Other Games Win .....	\$ 8,460,278
24	Year-to-Date Slot Machine Win .....	61,169,374
25	Year-to-Date Total Casino Win .....	<b>\$ 69,629,652</b>
26	Adjustments .....	<b>\$ 15</b>
27	Year-To-Date Gross Revenue .....	<b>\$ 69,629,667</b>
28	Deduction for Eligible Promotional Gaming Credits .....	<b>\$ 13,421,965</b>
29	Year-To-Date Taxable Gross Revenue .....	<b>\$ 56,207,702</b>
30	Gross Revenue Tax (8% of line 29).....	\$ 4,496,616
31	Less - Total Tax Paid in Prior Months.....	3,679,612
32	Total Tax Required for this Month (line 30 less line 31).....	<b>\$ 817,004</b>
33	Total Progressive Meter Amounts - End of Month.....	\$ 486,407
34	Authorized Casino Square Footage - End of Month.....	75,416
35	Authorized Simulcasting Square Footage - End of Month.....	
36	Simulcasting Revenue for the Month.....	
37	Simulcasting Handle for the Month.....	
38	Promotional Gaming Credits Wagered for the Month.....	\$ 3,651,283

Under penalties of perjury, I declare that I have examined this report, and to the best of my knowledge and belief, it is true and complete.

July 8, 2013

DATE



JOANNE MCKENSIE

CASINO CONTROLLER (1231-11)

TITLE (LICENSE NUMBER)

**THE ATLANTIC CLUB CASINO HOTEL  
MONTHLY GROSS REVENUE REPORT  
SCHEDULE OF OTHER GAMES  
FOR THE MONTH OF JUNE, 2013**

Type of Game (b)	Authorized Units (c)	Win or (Loss) (d)	Drop (e)	Win or (Loss) Percentage (f)
Sic Bo				
Pai Gow Poker	1	52,100	229,212	22.7%
Pai Gow	1	27,602	208,945	13.2%
Keno				
Caribbean Stud Poker				
Let it Ride Poker	2	68,504	279,593	24.5%
Three Card Poker	4	120,231	463,964	25.9%
Casino War				
Spanish 21	2	80,000	355,504	22.5%
Double Attack Blackjack				
Four Card Poker	1	29,869	160,943	18.6%
Texas Hold 'Em Bonus Poker				
Flop Poker				
Ultimate Texas Hold 'Em				
Asia Poker				
Winner's Pot Poker				
Mississippi Stud				
Mini-Tex 3 Card Hold'Em				
Supreme Pai Gow				
Triple Attack Blackjack				
High Roll Dice				
Boston 7 Stud Poker				
Electronic Table Games				
5 Card Hi-Lo				
Total -(Must agree with line 7 on Pg 1)	11	\$ 378,306	\$ 1,698,161	22.3%

# BALLY'S ATLANTIC CITY

## MONTHLY GROSS REVENUE REPORT

FOR THE MONTH OF JUNE, 2013

### CASINO WIN - CURRENT MONTH

Line (a)	Type of Game (b)	Authorized Units (c)	Win or (Loss) (d)	Drop/Handle (e)	Win or (Loss) Percentage (f)
<b>Table and Other Games:</b>					
1	Blackjack	40	\$ 1,902,433	\$ 13,028,760	14.6%
2	Craps	6	834,987	4,654,364	17.9%
3	Roulette	14	903,126	4,183,474	21.6%
4	Big Six	1	38,740	177,983	21.8%
5	Baccarat	0	0	0	0.0%
6	Minibaccarat	17	998,462	10,699,249	9.3%
7	Other Games - (Page 2)	34	2,052,543	8,408,480	24.4%
8	Subtotal - Table and Other Games	112	6,730,291	\$ 41,152,310	16.4%
9	Poker	26	218,658		
10	<b>Total - Table and Other Games</b>	<b>138</b>	<b>\$ 6,948,949</b>		
<b>Slot Machines:</b>					
11	\$ .01 and .02 Slot Machines	904	\$ 6,667,737	\$ 53,282,494	12.5%
12	\$ .05 Slot Machines	162	560,064	5,749,943	9.7%
13	\$ .25 Slot Machines	369	2,155,119	27,853,919	7.7%
14	\$ .50 Slot Machines	36	340,243	3,246,350	10.5%
15	\$ 1.00 Slot Machines	277	1,885,393	30,120,929	6.3%
16	\$ 5.00 Slot Machines	94	753,325	8,933,580	8.4%
17	\$ 25.00 Slot Machines	16	194,575	2,188,100	8.9%
18	\$100.00 Slot Machines	14	(58,000)	1,719,200	-3.4%
19	Multi-denominational Slot Machines	428	2,136,008	28,386,806	7.5%
20	Other Slot Machines	21	256,219	2,354,834	10.9%
21	<b>Total - Slot Machines</b>	<b>2,321</b>	<b>\$ 14,890,683</b>	<b>\$ 163,836,155</b>	<b>9.1%</b>
22	<b>Total Casino Win</b>		<b>\$ 21,839,632</b>		

### TAX ON GROSS REVENUE

23	Year-to-Date Table and Other Games Win .....	\$ 42,827,758
24	Year-to-Date Slot Machine Win .....	79,463,703
25	Year-to-Date Total Casino Win .....	<b>\$ 122,291,461</b>
26	Adjustments .....	<b>\$ (333,882)</b>
27	Year-To-Date Gross Revenue .....	<b>\$ 121,957,579</b>
28	Deduction for Eligible Promotional Gaming Credits .....	<b>\$ 10,080,598</b>
29	Year-To-Date Taxable Gross Revenue .....	<b>\$ 111,876,981</b>
30	Gross Revenue Tax (8% of line 29).....	\$ 8,950,158
31	Less - Total Tax Paid in Prior Months.....	7,356,357
32	Total Tax Required for this Month (line 30 less line 31).....	<b>\$ 1,593,801</b>
33	Total Progressive Meter Amounts - End of Month.....	\$ 1,418,470
34	Authorized Casino Square Footage - End of Month.....	104,084
35	Authorized Simulcasting Square Footage - End of Month.....	9,393
36	Simulcasting Revenue for the Month.....	\$ 58,642
37	Simulcasting Handle for the Month.....	\$ 711,744
38	Promotional Gaming Credits Wagered for the Month.....	\$ 2,460,854

Under penalties of perjury, I declare that I have examined this report, and to the best of my knowledge and belief, it is true and complete.

July 9, 2013

DATE



William Pangoras

Operations Controller (1792-11)

TITLE (LICENSE NUMBER)

**BALLY'S ATLANTIC CITY  
MONTHLY GROSS REVENUE REPORT  
SCHEDULE OF OTHER GAMES  
FOR THE MONTH OF JUNE, 2013**

Type of Game (b)	Authorized Units (c)	Win or (Loss) (d)	Drop (e)	Win or (Loss) Percentage (f)
Sic Bo	0	0	0	
Pai Gow Poker	4	173,333	905,733	19.1%
Pai Gow	2	158,137	916,990	17.2%
Keno	0	0	0	
Caribbean Stud Poker	2	113,713	383,325	29.7%
Let it Ride Poker	3	183,405	702,021	26.1%
Three Card Poker	10	766,053	2,498,233	30.7%
Casino War	0	0	0	
Spanish 21	4	187,477	1,008,369	18.6%
Double Attack Blackjack	0	0	0	
Four Card Poker	5	199,681	931,858	21.4%
Texas Hold 'Em Bonus Poker	1	9,496	75,674	12.5%
Flop Poker	0	0	0	
Ultimate Texas Hold 'Em	2	208,472	738,570	28.2%
Asia Poker	1	52,776	247,707	21.3%
Winner's Pot Poker	0	0	0	
Mississippi Stud	0	0	0	
Mini-Tex 3 Card Hold'Em	0	0	0	
Supreme Pai Gow	0	0	0	
Triple Attack Blackjack	0	0	0	
High Roll Dice	0	0	0	
Boston 7 Stud Poker	0	0	0	
Electronic Table Games	0	0	0	
5 Card Hi-Lo	0	0	0	
Total -(Must agree with line 7 on Pg 1)	34	\$ 2,052,543	\$ 8,408,480	24.4%

# BORGATA HOTEL CASINO & SPA MONTHLY GROSS REVENUE REPORT

FOR THE MONTH OF JUNE, 2013

## CASINO WIN - CURRENT MONTH

Line (a)	Type of Game (b)	Authorized Units (c)	Win or (Loss) (d)	Drop/Handle (e)	Win or (Loss) Percentage (f)
<b>Table and Other Games:</b>					
1	Blackjack	76	\$ 5,417,974	\$ 63,594,134	8.5%
2	Craps	14	1,932,324	11,647,794	16.6%
3	Roulette	21	1,767,847	8,491,869	20.8%
4	Big Six	1	47,300	122,517	38.6%
5	Baccarat	1	52,323	421,126	12.4%
6	Minibaccarat	13	1,472,066	11,004,345	13.4%
7	Other Games - (Page 2)	57	3,202,947	15,483,066	20.7%
8	Subtotal - Table and Other Games	183	13,892,781	\$ 110,764,851	12.5%
9	Poker	80	1,842,947		
10	<b>Total - Table and Other Games</b>	<b>263</b>	<b>\$ 15,735,728</b>		
<b>Slot Machines:</b>					
11	\$ .01 and .02 Slot Machines	1,584	\$ 14,972,115	\$ 136,033,057	11.0%
12	\$ .05 Slot Machines	262	2,724,902	36,467,967	7.5%
13	\$ .25 Slot Machines	254	1,879,872	19,941,454	9.4%
14	\$ .50 Slot Machines	103	908,944	11,446,285	7.9%
15	\$ 1.00 Slot Machines	230	2,894,105	36,534,307	7.9%
16	\$ 5.00 Slot Machines	82	1,587,773	21,051,690	7.5%
17	\$ 25.00 Slot Machines	16	202,446	4,642,375	4.4%
18	\$100.00 Slot Machines	8	191,600	3,716,300	5.2%
19	Multi-denominational Slot Machines	565	6,435,496	129,147,972	5.0%
20	Other Slot Machines	49	1,054,120	11,959,576	8.8%
21	<b>Total - Slot Machines</b>	<b>3,153</b>	<b>\$ 32,851,373</b>	<b>\$ 410,940,983</b>	<b>8.0%</b>
22	<b>Total Casino Win</b>		<b>\$ 48,587,101</b>		


## TAX ON GROSS REVENUE

23	Year-to-Date Table and Other Games Win .....	\$ 97,378,399
24	Year-to-Date Slot Machine Win .....	198,453,304
25	Year-to-Date Total Casino Win .....	<b>\$ 295,831,703</b>
26	Adjustments .....	<b>\$ (506,170)</b>
27	Year-To-Date Gross Revenue .....	<b>\$ 295,325,533</b>
28	Deduction for Eligible Promotional Gaming Credits .....	<b>\$ 22,796,078</b>
29	Year-To-Date Taxable Gross Revenue .....	<b>\$ 272,529,455</b>
30	Gross Revenue Tax (8% of line 29).....	\$ 21,802,356
31	Less - Total Tax Paid in Prior Months.....	18,239,541
32	Total Tax Required for this Month (line 30 less line 31).....	<b>\$ 3,562,815</b>
33	Total Progressive Meter Amounts - End of Month.....	\$ 1,104,914
34	Authorized Casino Square Footage - End of Month.....	136,667
35	Authorized Simulcasting Square Footage - End of Month.....	23,620
36	Simulcasting Revenue for the Month.....	\$ 211,906
37	Simulcasting Handle for the Month.....	\$ 2,385,475
38	Promotional Gaming Credits Wagered for the Month.....	\$ 5,179,328

Under penalties of perjury, I declare that I have examined this report, and to the best of my knowledge and belief, it is true and complete.

July 10, 2013

DATE



[TYPE NAME HERE]

Casino Controller - Lic. # 8038-11

TITLE (LICENSE NUMBER)

**BORGATA HOTEL CASINO & SPA  
MONTHLY GROSS REVENUE REPORT  
SCHEDULE OF OTHER GAMES  
FOR THE MONTH OF JUNE, 2013**

Type of Game (b)	Authorized Units (c)	Win or (Loss) (d)	Drop (e)	Win or (Loss) Percentage (f)
Sic Bo	1	20,424	44,557	45.8%
Pai Gow Poker	8	292,870	1,837,821	15.9%
Pai Gow	3	103,297	867,600	11.9%
Keno				
Caribbean Stud Poker	2	103,773	446,095	23.3%
Let it Ride Poker	5	361,214	2,094,135	17.2%
Three Card Poker	13	778,199	3,781,935	20.6%
Casino War	2	91,822	282,538	32.5%
Spanish 21	7	269,291	1,826,973	14.7%
Double Attack Blackjack				
Four Card Poker	4	550,533	2,037,949	27.0%
Texas Hold 'Em Bonus Poker	4	228,335	732,938	31.2%
Flop Poker	4	197,361	971,251	20.3%
Ultimate Texas Hold 'Em				
Asia Poker	2	171,201	448,695	38.2%
Winner's Pot Poker				
Mississippi Stud				
Mini-Tex 3 Card Hold'Em				
Supreme Pai Gow				
Triple Attack Blackjack				
High Roll Dice				
Boston 7 Stud Poker				
Electronic Table Games				
5 Card Hi-Lo	2	34,627	110,579	31.3%
Total -(Must agree with line 7 on Pg 1)	57	\$ 3,202,947	\$ 15,483,066	20.7%

# CAESARS ATLANTIC CITY MONTHLY GROSS REVENUE REPORT

FOR THE MONTH OF JUNE, 2013

## CASINO WIN - CURRENT MONTH

Line (a)	Type of Game (b)	Authorized Units (c)	Win or (Loss) (d)	Drop/Handle (e)	Win or (Loss) Percentage (f)
Table and Other Games:					
1	Blackjack	59	\$ 1,095,501	\$ 22,933,418	4.8%
2	Craps	14	2,088,970	11,577,244	18.0%
3	Roulette	17	1,299,176	5,727,929	22.7%
4	Big Six	1	50,221	160,555	31.3%
5	Baccarat	4	179,506	3,525,916	5.1%
6	Minibaccarat	9	542,840	2,505,454	21.7%
7	Other Games - (Page 2)	41	2,200,336	9,078,800	24.2%
8	Subtotal - Table and Other Games	145	7,456,550	\$ 55,509,316	13.4%
9	Poker	32	166,792		
10	Total - Table and Other Games	177	\$ 7,623,342		
Slot Machines:					
11	\$ .01 and .02 Slot Machines	1,162	\$ 8,651,263	\$ 68,681,730	12.6%
12	\$ .05 Slot Machines	112	211,931	5,497,710	3.9%
13	\$ .25 Slot Machines	206	2,928,338	13,820,751	21.2%
14	\$ .50 Slot Machines	34	164,267	2,181,158	7.5%
15	\$ 1.00 Slot Machines	210	1,720,649	19,957,422	8.6%
16	\$ 5.00 Slot Machines	68	938,910	13,174,175	7.1%
17	\$ 25.00 Slot Machines	10	114,443	2,571,750	4.5%
18	\$100.00 Slot Machines	13	260,300	2,202,200	11.8%
19	Multi-denominational Slot Machines	252	2,620,343	38,335,445	6.8%
20	Other Slot Machines	43	489,872	8,215,868	6.0%
21	Total - Slot Machines	2,110	\$ 18,100,316	\$ 174,638,209	10.4%
22	Total Casino Win		\$ 25,723,658		

## TAX ON GROSS REVENUE

23	Year-to-Date Table and Other Games Win .....	\$ 60,183,227
24	Year-to-Date Slot Machine Win .....	98,836,908
25	Year-to-Date Total Casino Win .....	<b>\$ 159,020,135</b>
26	Adjustments .....	<b>48</b>
27	Year-To-Date Gross Revenue .....	<b>\$ 159,020,183</b>
28	Deduction for Eligible Promotional Gaming Credits .....	<b>\$ 12,128,569</b>
29	Year-To-Date Taxable Gross Revenue .....	<b>\$ 146,891,614</b>
30	Gross Revenue Tax (8% of line 29).....	\$ 11,751,329
31	Less - Total Tax Paid in Prior Months.....	9,880,454
32	Total Tax Required for this Month (line 30 less line 31).....	<b>\$ 1,870,875</b>
33	Total Progressive Meter Amounts - End of Month.....	\$ 1,135,269
34	Authorized Casino Square Footage - End of Month.....	111,786
35	Authorized Simulcasting Square Footage - End of Month.....	28,963
36	Simulcasting Revenue for the Month.....	\$ 56,789
37	Simulcasting Handle for the Month.....	\$ 659,601
38	Promotional Gaming Credits Wagered for the Month.....	\$ 3,003,150

Under penalties of perjury, I declare that I have examined this report, and to the best of my knowledge and belief, it is true and complete.

July 8, 2013

DATE



DONNA HOGAN

OPERATIONAL CONTROLLER  
TITLE (LICENSE NUMBER)

**CAESARS ATLANTIC CITY**  
**MONTHLY GROSS REVENUE REPORT**  
**SCHEDULE OF OTHER GAMES**  
**FOR THE MONTH OF JUNE, 2013**

Type of Game (b)	Authorized Units (c)	Win or (Loss) (d)	Drop (e)	Win or (Loss) Percentage (f)
Sic Bo	1	16,233	73,325	22.1%
Pai Gow Poker	4	132,183	539,636	24.5%
Pai Gow	7	238,615	1,671,251	14.3%
Keno				
Caribbean Stud Poker	1	37,369	124,511	30.0%
Let it Ride Poker	2	143,480	516,756	27.8%
Three Card Poker	11	1,021,292	2,993,895	34.1%
Casino War				
Spanish 21	5	152,832	774,524	19.7%
Double Attack Blackjack				
Four Card Poker	4	237,129	1,088,040	21.8%
Texas Hold 'Em Bonus Poker	2	9,011	101,124	8.9%
Flop Poker				
Ultimate Texas Hold 'Em	1	77,199	308,967	25.0%
Asia Poker	2	67,709	461,225	14.7%
Winner's Pot Poker				
Mississippi Stud	1	67,284	425,546	15.8%
Mini-Tex 3 Card Hold'Em				
Supreme Pai Gow				
Triple Attack Blackjack				
High Roll Dice				
Boston 7 Stud Poker				
Electronic Table Games				
5 Card Hi-Lo				
Total -(Must agree with line 7 on Pg 1)	41	\$ 2,200,336	\$ 9,078,800	24.2%



# GOLDEN NUGGET

## MONTHLY GROSS REVENUE REPORT

### FOR THE MONTH OF JUNE 2013

#### CASINO WIN - CURRENT MONTH

Line (a)	Type of Game (b)	Authorized Units (c)	Win or (Loss) (d)	Drop/Handle (e)	Win or (Loss) Percentage (f)
Table and Other Games:					
1	Blackjack	36	\$ 773,095	\$ 5,791,294	13.3%
2	Craps	5	149,661	2,729,013	5.5%
3	Roulette	7	246,616	1,468,452	16.8%
4	Big Six	1	20,148	50,570	39.8%
5	Baccarat				0.0%
6	Minibaccarat	12	337,027	5,298,315	6.4%
7	Other Games - (Page 2)	18	537,362	3,056,090	17.6%
8	Subtotal - Table and Other Games	79	2,063,909	\$ 18,393,734	11.2%
9	Poker	20	45,912		
10	<b>Total - Table and Other Games</b>	<b>99</b>	<b>\$ 2,109,821</b>		
Slot Machines:					
11	\$ .01 and .02 Slot Machines	654	\$ 4,810,197	\$ 42,194,693	11.4%
12	\$ .05 Slot Machines	123	415,004	4,973,124	8.3%
13	\$ .25 Slot Machines	191	842,250	9,956,103	8.5%
14	\$ .50 Slot Machines	11	74,882	766,877	9.8%
15	\$ 1.00 Slot Machines	118	833,936	9,928,793	8.4%
16	\$ 5.00 Slot Machines	24	185,682	2,438,525	7.6%
17	\$ 25.00 Slot Machines	8	33,716	393,775	8.6%
18	\$100.00 Slot Machines	4	52,805	305,200	17.3%
19	Multi-denominational Slot Machines	262	1,276,841	18,171,540	7.0%
20	Other Slot Machines	6	44,362	701,030	6.3%
21	<b>Total - Slot Machines</b>	<b>1,401</b>	<b>\$ 8,569,675</b>	<b>\$ 89,829,660</b>	<b>9.5%</b>
22	<b>Total Casino Win</b>		<b>\$ 10,679,496</b>		

#### TAX ON GROSS REVENUE

23	Year-to-Date Table and Other Games Win .....	\$ 14,316,425	
24	Year-to-Date Slot Machine Win .....	45,550,549	
25	Year-to-Date Total Casino Win .....	<b>\$ 59,866,974</b>	
26	Adjustments .....	<b>\$ 2,297</b>	
27	Year-To-Date Gross Revenue .....	<b>\$ 59,869,271</b>	
28	Deduction for Eligible Promotional Gaming Credits .....	<b>\$ 6,770,106</b>	
29	Year-To-Date Taxable Gross Revenue .....	<b>\$ 53,099,165</b>	
30	Gross Revenue Tax (8% of line 29).....	\$ 4,247,933	
31	Less - Total Tax Paid in Prior Months.....	3,525,399	
32	Total Tax Required for this Month (line 30 less line 31).....	<b>\$ 722,534</b>	
33	Total Progressive Meter Amounts - End of Month.....	\$ 480,037	
34	Authorized Casino Square Footage - End of Month.....	70,250	
35	Authorized Simulcasting Square Footage - End of Month.....		
36	Simulcasting Revenue for the Month.....		
37	Simulcasting Handle for the Month.....		
38	Promotional Gaming Credits Wagered for the Month.....	\$ 2,142,881	

Under penalties of perjury, I declare that I have examined this report, and to the best of my knowledge and belief, it is true and complete.

July 9, 2013

DATE



Keith Crede

Vice President Finance (6939-11)

TITLE (LICENSE NUMBER)

**GOLDEN NUGGET**  
**MONTHLY GROSS REVENUE REPORT**  
**SCHEDULE OF OTHER GAMES**  
**FOR THE MONTH OF JUNE 2013**

Type of Game (b)	Authorized Units (c)	Win or (Loss) (d)	Drop (e)	Win or (Loss) Percentage (f)
Sic Bo				
Pai Gow Poker	2	65,894	278,192	23.7%
Pai Gow	1	57,981	268,258	21.6%
Keno				
Caribbean Stud Poker	1	30,572	151,853	20.1%
Let it Ride Poker	2	(70,713)	475,026	-14.9%
Three Card Poker	5	189,631	696,023	27.2%
Casino War				
Spanish 21	2	37,388	310,518	12.0%
Double Attack Blackjack				
Four Card Poker	1	47,818	206,338	23.2%
Texas Hold 'Em Bonus Poker				
Flop Poker	1	11,527	41,714	27.6%
Ultimate Texas Hold 'Em	1	58,310	157,223	37.1%
Asia Poker				
Winner's Pot Poker				
Mississippi Stud	2	108,954	470,945	23.1%
Mini-Tex 3 Card Hold'Em				
Supreme Pai Gow				
Triple Attack Blackjack				
High Roll Dice				
Boston 7 Stud Poker				
Electronic Table Games				
5 Card Hi-Lo				
Total -(Must agree with line 7 on Pg 1)	18	\$ 537,362	\$ 3,056,090	17.6%

# HARRAH'S RESORT ATLANTIC CITY MONTHLY GROSS REVENUE REPORT

FOR THE MONTH OF JUNE 2013

## CASINO WIN - CURRENT MONTH

Line (a)	Type of Game (b)	Authorized Units (c)	Win or (Loss) (d)	Drop/Handle (e)	Win or (Loss) Percentage (f)
<b>Table and Other Games:</b>					
1	Blackjack	73	\$ 1,534,619	\$ 18,735,357	8.2%
2	Craps	9	880,731	5,715,191	15.4%
3	Roulette	13	888,288	4,316,837	20.6%
4	Big Six	1	54,392	138,159	39.4%
5	Baccarat	0	0	0	0.0%
6	Minibaccarat	4	148,214	1,926,727	7.7%
7	Other Games - (Page 2)	39	2,445,596	8,027,937	30.5%
8	Subtotal - Table and Other Games	139	5,951,840	\$ 38,860,208	15.3%
9	Poker	40	307,902		
10	<b>Total - Table and Other Games</b>	<b>179</b>	<b>\$ 6,259,742</b>		
<b>Slot Machines:</b>					
11	\$ .01 and .02 Slot Machines	774	\$ 5,418,261	\$ 59,011,110	9.2%
12	\$ .05 Slot Machines	161	2,032,476	20,896,976	9.7%
13	\$ .25 Slot Machines	316	3,836,171	31,146,842	12.3%
14	\$ .50 Slot Machines	11	(139,396)	748,039	-18.6%
15	\$ 1.00 Slot Machines	185	3,052,008	28,860,002	10.6%
16	\$ 5.00 Slot Machines	50	1,033,455	10,502,430	9.8%
17	\$ 25.00 Slot Machines	16	177,522	3,652,900	4.9%
18	\$100.00 Slot Machines	7	(12,992)	1,948,500	-0.7%
19	Multi-denominational Slot Machines	768	8,129,152	129,837,929	6.3%
20	Other Slot Machines	18	314,321	2,303,222	13.6%
21	<b>Total - Slot Machines</b>	<b>2,306</b>	<b>\$ 23,840,978</b>	<b>\$ 288,907,950</b>	<b>8.3%</b>
22	<b>Total Casino Win</b>		<b>\$ 30,100,720</b>		

## TAX ON GROSS REVENUE

23	Year-to-Date Table and Other Games Win .....	\$ 44,559,591
24	Year-to-Date Slot Machine Win .....	129,864,398
25	Year-to-Date Total Casino Win .....	<b>\$ 174,423,989</b>
26	Adjustments .....	<b>\$ (228,905)</b>
27	Year-To-Date Gross Revenue .....	<b>\$ 174,195,084</b>
28	Deduction for Eligible Promotional Gaming Credits .....	<b>\$ 12,348,041</b>
29	Year-To-Date Taxable Gross Revenue .....	<b>\$ 161,847,043</b>
30	Gross Revenue Tax (8% of line 29).....	\$ 12,947,763
31	Less - Total Tax Paid in Prior Months.....	10,752,471
32	<b>Total Tax Required for this Month (line 30 less line 31).....</b>	<b>\$ 2,195,292</b>
33	Total Progressive Meter Amounts - End of Month.....	\$ 1,715,866
34	Authorized Casino Square Footage - End of Month.....	154,987
35	Authorized Simulcasting Square Footage - End of Month.....	569
36	Simulcasting Revenue for the Month.....	\$ 41,053
37	Simulcasting Handle for the Month.....	\$ 481,926
38	Promotional Gaming Credits Wagered for the Month.....	\$ 3,385,493

Under penalties of perjury, I declare that I have examined this report, and to the best of my knowledge and belief, it is true and complete.

July 10, 2013

DATE



Joseph Lodise

Operations Controller (008900-11)

TITLE (LICENSE NUMBER)

**HARRAH'S RESORT ATLANTIC CITY  
MONTHLY GROSS REVENUE REPORT  
SCHEDULE OF OTHER GAMES  
FOR THE MONTH OF JUNE 2013**

Type of Game (b)	Authorized Units (c)	Win or (Loss) (d)	Drop (e)	Win or (Loss) Percentage (f)
Sic Bo				
Pai Gow Poker	3	104,292	446,057	23.4%
Pai Gow	1	15,135	22,686	66.7%
Keno	4	31,934	120,084	26.6%
Caribbean Stud Poker	1	40,542	135,708	29.9%
Let it Ride Poker	3	223,237	944,235	23.6%
Three Card Poker	16	1,318,924	3,503,280	37.6%
Casino War				
Spanish 21	1	58,012	424,637	13.7%
Double Attack Blackjack	1	28,756	173,058	16.6%
Four Card Poker	3	260,836	838,355	31.1%
Texas Hold 'Em Bonus Poker	1	41,457	169,561	24.4%
Flop Poker	3	102,633	459,856	22.3%
Ultimate Texas Hold 'Em	1	93,897	325,689	28.8%
Asia Poker				
Winner's Pot Poker				
Mississippi Stud	1	125,941	464,731	27.1%
Mini-Tex 3 Card Hold'Em				
Supreme Pai Gow				
Triple Attack Blackjack				
High Roll Dice				
Boston 7 Stud Poker				
Electronic Table Games				
5 Card Hi-Lo				
Total -(Must agree with line 7 on Pg 1)	39	\$ 2,445,596	\$ 8,027,937	30.5%

# RESORTS CASINO HOTEL (DGMB CASINO LLC)

## MONTHLY GROSS REVENUE REPORT

FOR THE MONTH OF JUNE 2013

### CASINO WIN - CURRENT MONTH

Line (a)	Type of Game (b)	Authorized Units (c)	Win or (Loss) (d)	Drop/Handle (e)	Win or (Loss) Percentage (f)
Table and Other Games:					
1	Blackjack	35	\$ 691,339	\$ 7,758,105	8.9%
2	Craps	5	550,680	2,465,920	22.3%
3	Roulette	11	166,978	2,136,563	7.8%
4	Big Six	1	32,530	104,532	31.1%
5	Baccarat				0.0%
6	Minibaccarat	6	155,643	1,570,115	9.9%
7	Other Games - (Page 2)	16	597,879	2,997,551	19.9%
8	Subtotal - Table and Other Games	74	2,195,049	\$ 17,032,786	12.9%
9	Poker				
10	<b>Total - Table and Other Games</b>	<b>74</b>	<b>\$ 2,195,049</b>		
Slot Machines:					
11	\$ .01 and .02 Slot Machines	653	\$ 4,357,934	\$ 36,704,585	11.9%
12	\$ .05 Slot Machines	115	424,950	4,428,048	9.6%
13	\$ .25 Slot Machines	196	1,066,646	11,458,451	9.3%
14	\$ .50 Slot Machines	25	66,824	1,061,400	6.3%
15	\$ 1.00 Slot Machines	93	534,454	6,934,196	7.7%
16	\$ 5.00 Slot Machines	28	332,245	4,700,035	7.1%
17	\$ 25.00 Slot Machines	8	83,063	1,861,500	4.5%
18	\$100.00 Slot Machines	6	105,899	2,772,200	3.8%
19	Multi-denominational Slot Machines	516	2,659,512	40,882,557	6.5%
20	Other Slot Machines	16	188,599	3,053,864	6.2%
21	<b>Total - Slot Machines</b>	<b>1,656</b>	<b>\$ 9,820,126</b>	<b>\$ 113,856,836</b>	<b>8.6%</b>
22	<b>Total Casino Win</b>		<b>\$ 12,015,175</b>		

### TAX ON GROSS REVENUE

23	Year-to-Date Table and Other Games Win .....	\$ 13,670,665	
24	Year-to-Date Slot Machine Win .....	47,228,878	
25	Year-to-Date Total Casino Win .....	<b>\$ 60,899,543</b>	
26	Adjustments .....	<b>\$ (399,604)</b>	
27	Year-To-Date Gross Revenue .....	<b>\$ 60,499,939</b>	
28	Deduction for Eligible Promotional Gaming Credits .....	<b>\$ 7,118,055</b>	
29	Year-To-Date Taxable Gross Revenue .....	<b>\$ 53,381,884</b>	
30	Gross Revenue Tax (8% of line 29).....	\$ 4,270,551	
31	Less - Total Tax Paid in Prior Months.....	3,444,085	
32	Total Tax Required for this Month (line 30 less line 31).....	<b>\$ 826,466</b>	
33	Total Progressive Meter Amounts - End of Month.....	\$ 712,688	
34	Authorized Casino Square Footage - End of Month.....	81,219	
35	Authorized Simulcasting Square Footage - End of Month.....		
36	Simulcasting Revenue for the Month.....		
37	Simulcasting Handle for the Month.....		
38	Promotional Gaming Credits Wagered for the Month.....	\$ 2,192,053	

Under penalties of perjury, I declare that I have examined this report, and to the best of my knowledge and belief, it is true and complete.

July 9th, 2013

DATE



Walter Simon

Director Operational Accounting 3930-11  
TITLE (LICENSE NUMBER)

**RESORTS CASINO HOTEL (DGMB CASINO LLC)**  
**MONTHLY GROSS REVENUE REPORT**  
**SCHEDULE OF OTHER GAMES**  
**FOR THE MONTH OF JUNE 2013**

Type of Game (b)	Authorized Units (c)	Win or (Loss) (d)	Drop (e)	Win or (Loss) Percentage (f)
Sic Bo				
Pai Gow Poker	2	51,347	267,274	19.2%
Pai Gow	1	(9,718)	196,361	-4.9%
Keno				
Caribbean Stud Poker				
Let it Ride Poker	2	92,025	473,802	19.4%
Three Card Poker	5	226,234	938,088	24.1%
Casino War				
Spanish 21	3	133,128	671,225	19.8%
Double Attack Blackjack				
Four Card Poker	1	29,469	121,686	24.2%
Texas Hold 'Em Bonus Poker	1	61,231	167,440	36.6%
Flop Poker				
Ultimate Texas Hold 'Em				
Asia Poker				
Winner's Pot Poker				
Mississippi Stud	1	14,163	161,675	8.8%
Mini-Tex 3 Card Hold'Em				
Supreme Pai Gow				
Triple Attack Blackjack				
High Roll Dice				
Boston 7 Stud Poker				
Electronic Table Games				
5 Card Hi-Lo				
Total -(Must agree with line 7 on Pg 1)	16	\$ 597,879	\$ 2,997,551	19.9%

# REVEL ENTERTAINMENT GROUP, LLC

## MONTHLY GROSS REVENUE REPORT

FOR THE MONTH OF JUNE, 2013

### CASINO WIN - CURRENT MONTH

Line (a)	Type of Game (b)	Authorized Units (c)	Win or (Loss) (d)	Drop/Handle (e)	Win or (Loss) Percentage (f)
<b>Table and Other Games:</b>					
1	Blackjack	62	\$ 1,154,697	\$ 21,144,265	5.5%
2	Craps	9	864,515	4,961,110	17.4%
3	Roulette	10	675,495	3,515,673	19.2%
4	Big Six	1	9,796	22,116	44.3%
5	Baccarat				0.0%
6	Minibaccarat	6	425,639	3,516,730	12.1%
7	Other Games - (Page 2)	23	626,414	3,421,057	18.3%
8	Subtotal - Table and Other Games	111	3,756,556	\$ 36,580,951	10.3%
9	Poker	37	90,888		
10	<b>Total - Table and Other Games</b>	<b>148</b>	<b>\$ 3,847,444</b>		
<b>Slot Machines:</b>					
11	\$ .01 and .02 Slot Machines	1,444	\$ 4,367,453	\$ 37,110,258	11.8%
12	\$ .05 Slot Machines	75	282,728	2,585,002	10.9%
13	\$ .25 Slot Machines	149	440,309	3,621,202	12.2%
14	\$ .50 Slot Machines				0.0%
15	\$ 1.00 Slot Machines	162	579,157	7,045,845	8.2%
16	\$ 5.00 Slot Machines	26	142,626	1,582,310	9.0%
17	\$ 25.00 Slot Machines	3	16,346	1,051,227	1.6%
18	\$100.00 Slot Machines	5	44,000	441,200	10.0%
19	Multi-denominational Slot Machines	513	1,845,433	30,114,418	6.1%
20	Other Slot Machines	1	(290)	63,720	-0.5%
21	<b>Total - Slot Machines</b>	<b>2,378</b>	<b>\$ 7,717,762</b>	<b>\$ 83,615,182</b>	<b>9.2%</b>
22	<b>Total Casino Win</b>		<b>\$ 11,565,206</b>		


### TAX ON GROSS REVENUE

23	Year-to-Date Table and Other Games Win .....	\$ 24,344,262
24	Year-to-Date Slot Machine Win .....	33,318,052
25	Year-to-Date Total Casino Win .....	<b>\$ 57,662,314</b>
26	Adjustments .....	
27	Year-To-Date Gross Revenue .....	<b>\$ 57,662,314</b>
28	Deduction for Eligible Promotional Gaming Credits .....	<b>\$ 4,319,634</b>
29	Year-To-Date Taxable Gross Revenue .....	<b>\$ 53,342,680</b>
30	Gross Revenue Tax (8% of line 29).....	\$ 4,267,414
31	Less - Total Tax Paid in Prior Months.....	3,443,217
32	Total Tax Required for this Month (line 30 less line 31).....	\$ 824,197
33	Total Progressive Meter Amounts - End of Month.....	\$ 1,707,345
34	Authorized Casino Square Footage - End of Month.....	133,423
35	Authorized Simulcasting Square Footage - End of Month.....	
36	Simulcasting Revenue for the Month.....	
37	Simulcasting Handle for the Month.....	
38	Promotional Gaming Credits Wagered for the Month.....	\$ 1,654,809

Under penalties of perjury, I declare that I have examined this report, and to the best of my knowledge and belief, it is true and complete.

July 8, 2013

DATE



Ford Palmer

Casino Controller (4086-11)  
TITLE (LICENSE NUMBER)

**REVEL ENTERTAINMENT GROUP, LLC**  
**MONTHLY GROSS REVENUE REPORT**  
**SCHEDULE OF OTHER GAMES**  
**FOR THE MONTH OF JUNE, 2013**

Type of Game (b)	Authorized Units (c)	Win or (Loss) (d)	Drop (e)	Win or (Loss) Percentage (f)
Sic Bo				
Pai Gow Poker	2	70,473	463,835	15.2%
Pai Gow	2	22,935	192,858	11.9%
Keno				
Caribbean Stud Poker				
Let it Ride Poker	2	37,186	413,395	9.0%
Three Card Poker	6	209,092	820,705	25.5%
Casino War				
Spanish 21	2	91,921	480,331	19.1%
Double Attack Blackjack				
Four Card Poker	2	80,539	383,262	21.0%
Texas Hold 'Em Bonus Poker	1	63,690	160,968	39.6%
Flop Poker				
Ultimate Texas Hold 'Em				
Asia Poker				
Winner's Pot Poker				
Mississippi Stud				
Mini-Tex 3 Card Hold'Em				
Supreme Pai Gow				
Triple Attack Blackjack				
High Roll Dice				
Boston 7 Stud Poker				
Electronic Table Games	6	50,578	505,703	10.0%
5 Card Hi-Lo				
Total -(Must agree with line 7 on Pg 1)	23	\$ 626,414	\$ 3,421,057	18.3%



# SHOWBOAT

## MONTHLY GROSS REVENUE REPORT

FOR THE MONTH OF JUNE, 2013

### CASINO WIN - CURRENT MONTH

Line (a)	Type of Game (b)	Authorized Units (c)	Win or (Loss) (d)	Drop/Handle (e)	Win or (Loss) Percentage (f)
Table and Other Games:					
1	Blackjack	41	\$ 649,138	\$ 5,847,778	11.1%
2	Craps	5	384,987	2,774,005	13.9%
3	Roulette	9	307,201	1,890,568	16.2%
4	Big Six	1	9,742	28,617	34.0%
5	Baccarat				0.0%
6	Minibaccarat	9	247,572	2,887,887	8.6%
7	Other Games - (Page 2)	25	1,173,702	4,715,411	24.9%
8	Subtotal - Table and Other Games	90	2,772,342	\$ 18,144,266	15.3%
9	Poker	24	308,473		
10	<b>Total - Table and Other Games</b>	<b>114</b>	<b>\$ 3,080,815</b>		
Slot Machines:					
11	\$ .01 and .02 Slot Machines	771	\$ 4,650,569	\$ 38,624,245	12.0%
12	\$ .05 Slot Machines	87	647,336	8,992,365	7.2%
13	\$ .25 Slot Machines	189	723,184	13,871,878	5.2%
14	\$ .50 Slot Machines	1	8,802	46,396	19.0%
15	\$ 1.00 Slot Machines	149	1,246,963	14,859,719	8.4%
16	\$ 5.00 Slot Machines	29	345,150	4,296,330	8.0%
17	\$ 25.00 Slot Machines	2	32,278	479,625	6.7%
18	\$100.00 Slot Machines	3	32,803	663,400	4.9%
19	Multi-denominational Slot Machines	1,003	6,134,420	58,367,247	10.5%
20	Other Slot Machines	5	47,074	629,820	7.5%
21	<b>Total - Slot Machines</b>	<b>2,239</b>	<b>\$ 13,868,579</b>	<b>\$ 140,831,025</b>	<b>9.8%</b>
22	<b>Total Casino Win</b>		<b>\$ 16,949,394</b>		

### TAX ON GROSS REVENUE

23	Year-to-Date Table and Other Games Win .....	\$ 20,091,219
24	Year-to-Date Slot Machine Win .....	75,354,353
25	Year-to-Date Total Casino Win .....	<b>\$ 95,445,572</b>
26	Adjustments .....	<b>\$ (328,390)</b>
27	Year-To-Date Gross Revenue .....	<b>\$ 95,117,182</b>
28	Deduction for Eligible Promotional Gaming Credits .....	<b>\$ 10,118,441</b>
29	Year-To-Date Taxable Gross Revenue .....	<b>\$ 84,998,741</b>
30	Gross Revenue Tax (8% of line 29).....	\$ 6,799,899
31	Less - Total Tax Paid in Prior Months.....	5,606,586
32	Total Tax Required for this Month (line 30 less line 31).....	<b>\$ 1,193,313</b>
33	Total Progressive Meter Amounts - End of Month.....	\$ 1,497,075
34	Authorized Casino Square Footage - End of Month.....	108,869
35	Authorized Simulcasting Square Footage - End of Month.....	17,086
36	Simulcasting Revenue for the Month.....	\$ 50,807
37	Simulcasting Handle for the Month.....	\$ 617,541
38	Promotional Gaming Credits Wagered for the Month.....	\$ 2,557,001

Under penalties of perjury, I declare that I have examined this report, and to the best of my knowledge and belief, it is true and complete.

July 9, 2013

DATE



Gail Myers

Operations Controller 3470-11  
TITLE (LICENSE NUMBER)

**SHOWBOAT  
MONTHLY GROSS REVENUE REPORT  
SCHEDULE OF OTHER GAMES  
FOR THE MONTH OF JUNE, 2013**

Type of Game (b)	Authorized Units (c)	Win or (Loss) (d)	Drop (e)	Win or (Loss) Percentage (f)
Sic Bo				
Pai Gow Poker	3	114,304	460,621	24.8%
Pai Gow	2	19,270	263,319	7.3%
Keno				
Caribbean Stud Poker	1	(20,763)	59,722	-34.8%
Let it Ride Poker	2	136,034	547,819	24.8%
Three Card Poker	9	691,744	1,997,580	34.6%
Casino War				
Spanish 21	3	44,642	293,282	15.2%
Double Attack Blackjack	1	58,683	348,282	16.8%
Four Card Poker	2	64,224	239,093	26.9%
Texas Hold 'Em Bonus Poker				
Flop Poker	1	24,029	280,361	8.6%
Ultimate Texas Hold 'Em	1	41,535	225,332	18.4%
Asia Poker				
Winner's Pot Poker				
Mississippi Stud				
Mini-Tex 3 Card Hold'Em				
Supreme Pai Gow				
Triple Attack Blackjack				
High Roll Dice				
Boston 7 Stud Poker				
Electronic Table Games				
5 Card Hi-Lo				
Total -(Must agree with line 7 on Pg 1)	25	\$ 1,173,702	\$ 4,715,411	24.9%

# TROPICANA CASINO & RESORT MONTHLY GROSS REVENUE REPORT

FOR THE MONTH OF JUNE, 2013

## CASINO WIN - CURRENT MONTH

Line (a)	Type of Game (b)	Authorized Units (c)	Win or (Loss) (d)	Drop/Handle (e)	Win or (Loss) Percentage (f)
<b>Table and Other Games:</b>					
1	Blackjack	49	\$ 2,107,327	\$ 15,032,598	14.0%
2	Craps	8	493,236	3,776,562	13.1%
3	Roulette	13	605,122	3,276,272	18.5%
4	Big Six	2	84,071	185,676	45.3%
5	Baccarat	0	0	0	0.0%
6	Minibaccarat	10	331,962	5,086,356	6.5%
7	Other Games - (Page 2)	21	1,048,294	4,151,711	25.2%
8	Subtotal - Table and Other Games	103	4,670,012	\$ 31,509,175	14.8%
9	Poker	27	213,661		
10	<b>Total - Table and Other Games</b>	<b>130</b>	<b>\$ 4,883,673</b>		
<b>Slot Machines:</b>					
11	\$ .01 and .02 Slot Machines	1,225	\$ 7,615,567	\$ 61,662,868	12.4%
12	\$ .05 Slot Machines	126	607,054	7,583,159	8.0%
13	\$ .25 Slot Machines	175	1,095,119	14,571,963	7.5%
14	\$ .50 Slot Machines	27	178,937	1,655,970	10.8%
15	\$ 1.00 Slot Machines	173	1,260,228	16,859,197	7.5%
16	\$ 5.00 Slot Machines	45	382,885	4,924,008	7.8%
17	\$ 25.00 Slot Machines	15	203,639	1,654,800	12.3%
18	\$100.00 Slot Machines	11	158,196	783,400	20.2%
19	Multi-denominational Slot Machines	739	4,524,457	57,066,856	7.9%
20	Other Slot Machines	27	130,461	1,990,240	6.6%
21	<b>Total - Slot Machines</b>	<b>2,563</b>	<b>\$ 16,156,543</b>	<b>\$ 168,752,461</b>	<b>9.6%</b>
22	<b>Total Casino Win</b>		<b>\$ 21,040,216</b>		

## TAX ON GROSS REVENUE

23	Year-to-Date Table and Other Games Win .....	\$ 30,145,372
24	Year-to-Date Slot Machine Win .....	86,983,350
25	Year-to-Date Total Casino Win .....	<b>\$ 117,128,722</b>
26	Adjustments .....	
27	Year-To-Date Gross Revenue .....	<b>\$ 117,128,722</b>
28	Deduction for Eligible Promotional Gaming Credits .....	<b>\$ 13,121,535</b>
29	Year-To-Date Taxable Gross Revenue .....	<b>\$ 104,007,187</b>
30	Gross Revenue Tax (8% of line 29).....	\$ 8,320,575
31	Less - Total Tax Paid in Prior Months.....	6,838,320
32	Total Tax Required for this Month (line 30 less line 31).....	<b>\$ 1,482,255</b>
33	Total Progressive Meter Amounts - End of Month.....	\$ 1,266,222
34	Authorized Casino Square Footage - End of Month.....	123,980
35	Authorized Simulcasting Square Footage - End of Month.....	
36	Simulcasting Revenue for the Month.....	
37	Simulcasting Handle for the Month.....	
38	Promotional Gaming Credits Wagered for the Month.....	\$ 3,225,783

Under penalties of perjury, I declare that I have examined this report, and to the best of my knowledge and belief, it is true and complete.

July 9, 2013

DATE



Jeff Bohrer

7488-11

Casino Controller

**TROPICANA CASINO & RESORT  
MONTHLY GROSS REVENUE REPORT  
SCHEDULE OF OTHER GAMES  
FOR THE MONTH OF JUNE, 2013**

Type of Game (b)	Authorized Units (c)	Win or (Loss) (d)	Drop (e)	Win or (Loss) Percentage (f)
Sic Bo				
Pai Gow Poker	2	51,028	232,999	21.9%
Pai Gow	2	31,607	168,972	18.7%
Keno				
Caribbean Stud Poker	1	56,287	162,133	34.7%
Let it Ride Poker	2	118,286	508,973	23.2%
Three Card Poker	6	341,212	1,217,731	28.0%
Casino War				
Spanish 21	3	153,336	618,319	24.8%
Double Attack Blackjack	1	23,285	263,160	8.8%
Four Card Poker	2	137,642	411,394	33.5%
Texas Hold 'Em Bonus Poker	2	135,611	568,030	23.9%
Flop Poker				
Ultimate Texas Hold 'Em				
Asia Poker				
Winner's Pot Poker				
Mississippi Stud				
Mini-Tex 3 Card Hold'Em				
Supreme Pai Gow				
Triple Attack Blackjack				
High Roll Dice				
Boston 7 Stud Poker				
Electronic Table Games				
5 Card Hi-Lo				
Total -(Must agree with line 7 on Pg 1)	21	\$ 1,048,294	\$ 4,151,711	25.2%

# TRUMP PLAZA ASSOCIATES

## MONTHLY GROSS REVENUE REPORT

FOR THE MONTH OF JUNE, 2013

### CASINO WIN - CURRENT MONTH

Line (a)	Type of Game (b)	Authorized Units (c)	Win or (Loss) (d)	Drop/Handle (e)	Win or (Loss) Percentage (f)
Table and Other Games:					
1	Blackjack	29	\$ 396,621	\$ 2,791,603	14.2%
2	Craps	3	188,492	1,139,286	16.5%
3	Roulette	9	191,489	1,074,632	17.8%
4	Big Six	1	14,112	42,467	33.2%
5	Baccarat	0	0	0	0.0%
6	Minibaccarat	9	(399)	87,807	-0.5%
7	Other Games - (Page 2)	13	294,113	1,415,377	20.8%
8	Subtotal - Table and Other Games	64	1,084,428	\$ 6,551,172	16.6%
9	Poker				
10	Total - Table and Other Games	64	\$ 1,084,428		
Slot Machines:					
11	\$ .01 and .02 Slot Machines	773	\$ 3,022,959	\$ 25,684,278	11.8%
12	\$ .05 Slot Machines	72	210,092	2,230,205	9.4%
13	\$ .25 Slot Machines	341	1,118,584	11,715,609	9.5%
14	\$ .50 Slot Machines	55	155,098	2,349,716	6.6%
15	\$ 1.00 Slot Machines	152	521,608	6,519,322	8.0%
16	\$ 5.00 Slot Machines	24	84,144	1,466,760	5.7%
17	\$ 25.00 Slot Machines	7	23,750	113,000	21.0%
18	\$100.00 Slot Machines	2	9,100	69,800	13.0%
19	Multi-denominational Slot Machines	146	595,665	11,348,428	5.2%
20	Other Slot Machines	28	111,415	862,975	12.9%
21	Total - Slot Machines	1,600	\$ 5,852,415	\$ 62,360,093	9.4%
22	Total Casino Win		\$ 6,936,843		


### TAX ON GROSS REVENUE

23	Year-to-Date Table and Other Games Win .....	\$ 6,336,634	
24	Year-to-Date Slot Machine Win .....	30,494,041	
25	Year-to-Date Total Casino Win .....	<b>\$ 36,830,675</b>	
26	Adjustments .....	<b>\$ 36,320</b>	
27	Year-To-Date Gross Revenue .....	<b>\$ 36,866,995</b>	
28	Deduction for Eligible Promotional Gaming Credits .....	<b>\$ 4,738,347</b>	
29	Year-To-Date Taxable Gross Revenue .....	<b>\$ 32,128,648</b>	
30	Gross Revenue Tax (8% of line 29).....	\$ 2,570,292	
31	Less - Total Tax Paid in Prior Months.....	2,089,332	
32	Total Tax Required for this Month (line 30 less line 31).....	\$ 480,960	
33	Total Progressive Meter Amounts - End of Month.....	\$ 283,751	
34	Authorized Casino Square Footage - End of Month.....	86,923	
35	Authorized Simulcasting Square Footage - End of Month.....		
36	Simulcasting Revenue for the Month.....		
37	Simulcasting Handle for the Month.....		
38	Promotional Gaming Credits Wagered for the Month.....	\$ 1,189,489	

Under penalties of perjury, I declare that I have examined this report, and to the best of my knowledge and belief, it is true and complete.

July 8, 2013

DATE



Ron Alcorn

Casino Controller (1623-11)  
TITLE (LICENSE NUMBER)

**TRUMP PLAZA ASSOCIATES**  
**MONTHLY GROSS REVENUE REPORT**  
**SCHEDULE OF OTHER GAMES**  
**FOR THE MONTH OF JUNE, 2013**

Type of Game (b)	Authorized Units (c)	Win or (Loss) (d)	Drop (e)	Win or (Loss) Percentage (f)
Sic Bo	1	0	0	
Pai Gow Poker	2	1,952	55,103	3.5%
Pai Gow	2	0	0	
Keno				
Caribbean Stud Poker				
Let it Ride Poker	2	42,527	241,373	17.6%
Three Card Poker	2	96,695	346,866	27.9%
Casino War				
Spanish 21	2	91,771	483,370	19.0%
Double Attack Blackjack				
Four Card Poker	1	45,221	165,215	27.4%
Texas Hold 'Em Bonus Poker	1	15,947	123,450	12.9%
Flop Poker				
Ultimate Texas Hold 'Em				
Asia Poker				
Winner's Pot Poker				
Mississippi Stud				
Mini-Tex 3 Card Hold'Em				
Supreme Pai Gow				
Triple Attack Blackjack				
High Roll Dice				
Boston 7 Stud Poker				
Electronic Table Games				
5 Card Hi-Lo				
Total -(Must agree with line 7 on Pg 1)	13	\$ 294,113	\$ 1,415,377	20.8%

# TRUMP TAJ MAHAL CASINO RESORT MONTHLY GROSS REVENUE REPORT

FOR THE MONTH OF JUNE, 2013

## CASINO WIN - CURRENT MONTH

Line (a)	Type of Game (b)	Authorized Units (c)	Win or (Loss) (d)	Drop/Handle (e)	Win or (Loss) Percentage (f)
<b>Table and Other Games:</b>					
1	Blackjack	67	\$ 1,575,000	\$ 14,541,970	10.8%
2	Craps	12	636,427	3,956,717	16.1%
3	Roulette	14	658,818	3,642,219	18.1%
4	Big Six	1	27,845	53,963	51.6%
5	Baccarat	0	0	0	0.0%
6	Minibaccarat	12	1,074,897	10,422,311	10.3%
7	Other Games - (Page 2)	25	1,280,631	4,962,083	25.8%
8	Subtotal - Table and Other Games	131	5,253,618	\$ 37,579,263	14.0%
9	Poker	48	420,535		
10	<b>Total - Table and Other Games</b>	<b>179</b>	<b>\$ 5,674,153</b>		
<b>Slot Machines:</b>					
11	\$ .01 and .02 Slot Machines	1,292	\$ 7,727,891	\$ 63,044,659	12.3%
12	\$ .05 Slot Machines	114	918,782	9,971,839	9.2%
13	\$ .25 Slot Machines	329	1,691,068	20,106,073	8.4%
14	\$ .50 Slot Machines	19	44,336	397,415	11.2%
15	\$ 1.00 Slot Machines	277	2,270,721	29,930,752	7.6%
16	\$ 5.00 Slot Machines	69	497,194	8,655,545	5.7%
17	\$ 25.00 Slot Machines	14	258,925	1,910,625	13.6%
18	\$100.00 Slot Machines	22	104,800	1,588,100	6.6%
19	Multi-denominational Slot Machines	367	2,406,634	37,921,401	6.3%
20	Other Slot Machines	28	137,044	2,506,621	5.5%
21	<b>Total - Slot Machines</b>	<b>2,531</b>	<b>\$ 16,057,395</b>	<b>\$ 176,033,030</b>	<b>9.1%</b>
22	<b>Total Casino Win</b>		<b>\$ 21,731,548</b>		

## TAX ON GROSS REVENUE

23	Year-to-Date Table and Other Games Win .....	\$ 38,602,010
24	Year-to-Date Slot Machine Win .....	90,270,318
25	Year-to-Date Total Casino Win .....	<b>\$ 128,872,328</b>
26	Adjustments .....	<b>\$ 49,806</b>
27	Year-To-Date Gross Revenue .....	<b>\$ 128,922,134</b>
28	Deduction for Eligible Promotional Gaming Credits .....	<b>\$ 13,134,033</b>
29	Year-To-Date Taxable Gross Revenue .....	<b>\$ 115,788,101</b>
30	Gross Revenue Tax (8% of line 29).....	\$ 9,263,048
31	Less - Total Tax Paid in Prior Months.....	7,708,586
32	Total Tax Required for this Month (line 30 less line 31).....	<b>\$ 1,554,462</b>
33	Total Progressive Meter Amounts - End of Month.....	\$ 1,131,878
34	Authorized Casino Square Footage - End of Month.....	159,998
35	Authorized Simulcasting Square Footage - End of Month.....	
36	Simulcasting Revenue for the Month.....	
37	Simulcasting Handle for the Month.....	
38	Promotional Gaming Credits Wagered for the Month.....	\$ 2,938,321

Under penalties of perjury, I declare that I have examined this report, and to the best of my knowledge and belief, it is true and complete.

July 5, 2013

DATE



Robert Allen

Finance Operations Controller 6793-11

TITLE (LICENSE NUMBER)

**TRUMP TAJ MAHAL CASINO RESORT  
MONTHLY GROSS REVENUE REPORT  
SCHEDULE OF OTHER GAMES  
FOR THE MONTH OF JUNE, 2013**

Type of Game (b)	Authorized Units (c)	Win or (Loss) (d)	Drop (e)	Win or (Loss) Percentage (f)
Sic Bo				
Pai Gow Poker	2	156,693	570,353	27.5%
Pai Gow	2	131,053	478,516	27.4%
Keno	2	18,379	60,119	30.6%
Caribbean Stud Poker				
Let it Ride Poker	3	194,029	679,220	28.6%
Three Card Poker	7	319,377	1,169,909	27.3%
Casino War				
Spanish 21	4	198,995	960,375	20.7%
Double Attack Blackjack	1	181	16,687	1.1%
Four Card Poker	2	182,355	732,381	24.9%
Texas Hold 'Em Bonus Poker	2	79,569	294,523	27.0%
Flop Poker				
Ultimate Texas Hold 'Em				
Asia Poker				
Winner's Pot Poker				
Mississippi Stud				
Mini-Tex 3 Card Hold'Em				
Supreme Pai Gow				
Triple Attack Blackjack				
High Roll Dice				
Boston 7 Stud Poker				
Electronic Table Games				
5 Card Hi-Lo				
Total -(Must agree with line 7 on Pg 1)	25	\$ 1,280,631	\$ 4,962,083	25.8%