

BALLY'S ATLANTIC CITY

MONTHLY GROSS REVENUE REPORT

FOR THE MONTH OF MAY, 2014

CASINO WIN - CURRENT MONTH

Line (a)	Type of Game (b)	Authorized Units (c)	Win or (Loss) (d)	Drop/Handle (e)	Win or (Loss) Percentage (f)
1	Table and Other Games	125	\$ 7,048,590	\$ 37,858,979	18.6%
2	Poker	42	\$ 369,661		
3	Slot Machines	1,946	\$ 13,237,038	\$ 143,881,918	9.2%
4	Total Casino Win		\$ 20,655,289		

GROSS REVENUE

5	Year-to-Date Table and Other Games and Poker Win	\$	30,951,736
6	Year-to-Date Slot Machine Win	\$	55,811,458
7	Year-to-Date Total Casino Win	\$	86,763,194
8	Adjustments	\$	-
9	Year-To-Date Gross Revenue	\$	86,763,194
10	Authorized Casino Square Footage - End of Month		123,576
11	Authorized Simulcasting Square Footage - End of Month		-
12	Simulcasting Revenue for the Month.....	\$	-
13	Simulcasting Handle for the Month.....	\$	-
14	Promotional Gaming Credits Wagered for the Month.....	\$	2,509,454

Under penalties of perjury, I declare that I have examined this report, and to the best of my knowledge and belief, it is true and complete.

June 6, 2014

DATE



William Pangoras

Operations Controller (1792-11)

TITLE (LICENSE NUMBER)

BORGATA HOTEL CASINO & SPA

MONTHLY GROSS REVENUE REPORT

FOR THE MONTH OF MAY, 2014

CASINO WIN - CURRENT MONTH

Line (a)	Type of Game (b)	Authorized Units (c)	Win or (Loss) (d)	Drop/Handle (e)	Win or (Loss) Percentage (f)
1	Table and Other Games	183	\$ 16,114,208	\$ 107,468,315	15.0%
2	Poker	79	\$ 1,393,146		
3	Slot Machines	3,094	\$ 37,445,332	\$ 437,406,235	8.6%
4	Total Casino Win		\$ 54,952,686		


GROSS REVENUE

5	Year-to-Date Table and Other Games and Poker Win	\$ 88,170,369	
6	Year-to-Date Slot Machine Win	\$ 167,663,689	
7	Year-to-Date Total Casino Win	\$ 255,834,058	
8	Adjustments	\$ -	
9	Year-To-Date Gross Revenue	\$ 255,834,058	
10	Authorized Casino Square Footage - End of Month	136,667	
11	Authorized Simulcasting Square Footage - End of Month	23,620	
12	Simulcasting Revenue for the Month.....	\$ 317,027	
13	Simulcasting Handle for the Month.....	\$ 3,913,334	
14	Promotional Gaming Credits Wagered for the Month.....	\$ 6,792,570	

Under penalties of perjury, I declare that I have examined this report, and to the best of my knowledge and belief, it is true and complete.

June 11, 2014

DATE



Betty Parker

Casino Controller 8038-11

CAESARS ATLANTIC CITY

MONTHLY GROSS REVENUE REPORT

FOR THE MONTH OF MAY, 2014

CASINO WIN - CURRENT MONTH

Line (a)	Type of Game (b)	Authorized Units (c)	Win or (Loss) (d)	Drop/Handle (e)	Win or (Loss) Percentage (f)
1	Table and Other Games	145	\$ (827,043)	\$ 67,517,423	-1.2%
2	Poker	0	\$ -		
3	Slot Machines	1,942	\$ 19,194,622	\$ 194,521,100	9.9%
4	Total Casino Win		\$ 18,367,579		


GROSS REVENUE

5	Year-to-Date Table and Other Games and Poker Win	\$ 42,262,255	
6	Year-to-Date Slot Machine Win	\$ 77,896,284	
7	Year-to-Date Total Casino Win	\$ 120,158,539	
8	Adjustments	\$ 2,222	
9	Year-To-Date Gross Revenue	\$ 120,160,761	
10	Authorized Casino Square Footage - End of Month	119,657	
11	Authorized Simulcasting Square Footage - End of Month	-	
12	Simulcasting Revenue for the Month.....	\$ -	
13	Simulcasting Handle for the Month.....	\$ -	
14	Promotional Gaming Credits Wagered for the Month.....	\$ 3,192,500	

Under penalties of perjury, I declare that I have examined this report, and to the best of my knowledge and belief, it is true and complete.

June 9, 2014

DATE



GAIL MYERS

Operations Controller 3470-11

TITLE (LICENSE NUMBER)

GOLDEN NUGGET

MONTHLY GROSS REVENUE REPORT

FOR THE MONTH OF MAY, 2014

CASINO WIN - CURRENT MONTH

Line (a)	Type of Game (b)	Authorized Units (c)	Win or (Loss) (d)	Drop/Handle (e)	Win or (Loss) Percentage (f)
1	Table and Other Games	89	\$ 4,313,447	\$ 26,552,604	16.2%
2	Poker	10	\$ 129,830		
3	Slot Machines	1,306	\$ 11,858,197	\$ 128,279,124	9.2%
4	Total Casino Win		\$ 16,301,474		

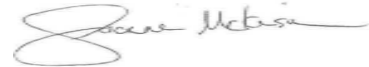
GROSS REVENUE

5	Year-to-Date Table and Other Games and Poker Win	\$ 16,601,175
6	Year-to-Date Slot Machine Win	\$ 48,722,669
7	Year-to-Date Total Casino Win	\$ 65,323,844
8	Adjustments	\$ -
9	Year-To-Date Gross Revenue	\$ 65,323,844
10	Authorized Casino Square Footage - End of Month	70,250
11	Authorized Simulcasting Square Footage - End of Month	-
12	Simulcasting Revenue for the Month.....	\$ -
13	Simulcasting Handle for the Month.....	\$ -
14	Promotional Gaming Credits Wagered for the Month.....	\$ 2,714,755

Under penalties of perjury, I declare that I have examined this report, and to the best of my knowledge and belief, it is true and complete.

June 7, 2014

DATE



Joanne McKensie

Director of Finance/ Controller 1231-11

TITLE (LICENSE NUMBER)

HARRAH'S RESORT ATLANTIC CITY

MONTHLY GROSS REVENUE REPORT

FOR THE MONTH OF MAY 2014

CASINO WIN - CURRENT MONTH

Line (a)	Type of Game (b)	Authorized Units (c)	Win or (Loss) (d)	Drop/Handle (e)	Win or (Loss) Percentage (f)
1	Table and Other Games	138	\$ 8,080,836	\$ 38,796,435	20.8%
2	Poker	40	\$ 240,416		
3	Slot Machines	2,291	\$ 22,490,478	\$ 263,133,915	8.5%
4	Total Casino Win		\$ 30,811,730		

GROSS REVENUE

5	Year-to-Date Table and Other Games and Poker Win	\$ 36,097,556	
6	Year-to-Date Slot Machine Win	\$ 100,705,595	
7	Year-to-Date Total Casino Win		\$ 136,803,151
8	Adjustments		\$ -
9	Year-To-Date Gross Revenue		\$ 136,803,151
10	Authorized Casino Square Footage - End of Month	155,073	
11	Authorized Simulcasting Square Footage - End of Month	-	
12	Simulcasting Revenue for the Month.....	\$ -	
13	Simulcasting Handle for the Month.....	\$ -	
14	Promotional Gaming Credits Wagered for the Month.....	\$ 3,080,180	

Under penalties of perjury, I declare that I have examined this report, and to the best of my knowledge and belief, it is true and complete.

June 11, 2014

DATE



Joseph Lodise

Director Of Finance/Operations Controller (008900-11)
TITLE (LICENSE NUMBER)

RESORTS CASINO HOTEL (DGMB CASINO LLC)
MONTHLY GROSS REVENUE REPORT
FOR THE MONTH OF MAY 2014

CASINO WIN - CURRENT MONTH

Line (a)	Type of Game (b)	Authorized Units (c)	Win or (Loss) (d)	Drop/Handle (e)	Win or (Loss) Percentage (f)
1	Table and Other Games	74	\$ 2,354,227	\$ 17,528,554	13.4%
2	Poker	0	\$ -		
3	Slot Machines	1,714	\$ 9,754,507	\$ 104,939,758	9.3%
4	Total Casino Win		\$ 12,108,734		

GROSS REVENUE

5	Year-to-Date Table and Other Games and Poker Win	\$ 12,001,100	
6	Year-to-Date Slot Machine Win	\$ 40,163,272	
7	Year-to-Date Total Casino Win		\$ <u>52,164,372</u>
8	Adjustments		\$ <u>33</u>
9	Year-To-Date Gross Revenue		\$ <u>52,164,405</u>
10	Authorized Casino Square Footage - End of Month	81,336	
11	Authorized Simulcasting Square Footage - End of Month	-	
12	Simulcasting Revenue for the Month.....	\$ -	
13	Simulcasting Handle for the Month.....	\$ -	
14	Promotional Gaming Credits Wagered for the Month.....	\$ 1,716,123	

Under penalties of perjury, I declare that I have examined this report, and to the best of my knowledge and belief, it is true and complete.

June 9, 2014

DATE



Walter Simon

Director Operational Accounting 3930-11

TITLE (LICENSE NUMBER)

REVEL ENTERTAINMENT GROUP, LLC

MONTHLY GROSS REVENUE REPORT

FOR THE MONTH OF MAY, 2014

CASINO WIN - CURRENT MONTH

Line (a)	Type of Game (b)	Authorized Units (c)	Win or (Loss) (d)	Drop/Handle (e)	Win or (Loss) Percentage (f)
1	Table and Other Games	113	\$ 2,595,837	\$ 41,624,034	6.2%
2	Poker	0	\$ -		
3	Slot Machines	2,197	\$ 9,073,773	\$ 94,757,573	9.6%
4	Total Casino Win		\$ 11,669,610		

GROSS REVENUE

5	Year-to-Date Table and Other Games and Poker Win	\$ 22,657,564	
6	Year-to-Date Slot Machine Win	\$ 36,968,873	
7	Year-to-Date Total Casino Win	\$ 59,626,437	
8	Adjustments	\$ -	
9	Year-To-Date Gross Revenue	\$ 59,626,437	
10	Authorized Casino Square Footage - End of Month	126,741	
11	Authorized Simulcasting Square Footage - End of Month	-	
12	Simulcasting Revenue for the Month.....	\$ -	
13	Simulcasting Handle for the Month.....	\$ -	
14	Promotional Gaming Credits Wagered for the Month.....	\$ 1,875,098	

Under penalties of perjury, I declare that I have examined this report, and to the best of my knowledge and belief, it is true and complete.

June 6, 2014

DATE



Ford Palmer

Casino Controller (4086-11)

TITLE (LICENSE NUMBER)

SHOWBOAT

MONTHLY GROSS REVENUE REPORT

FOR THE MONTH OF MAY, 2014

CASINO WIN - CURRENT MONTH

Line (a)	Type of Game (b)	Authorized Units (c)	Win or (Loss) (d)	Drop/Handle (e)	Win or (Loss) Percentage (f)
1	Table and Other Games	89	\$ 3,266,385	\$ 18,117,489	18.0%
2	Poker	24	\$ 203,789		
3	Slot Machines	2,189	\$ 12,109,953	\$ 123,262,780	9.8%
4	Total Casino Win		\$ 15,580,127		

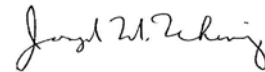
GROSS REVENUE

5	Year-to-Date Table and Other Games and Poker Win	\$ 15,186,197	
6	Year-to-Date Slot Machine Win	\$ 51,028,701	
7	Year-to-Date Total Casino Win	\$ 66,214,898	
8	Adjustments	\$ (28,634)	
9	Year-To-Date Gross Revenue	\$ 66,186,264	
10	Authorized Casino Square Footage - End of Month	124,657	
11	Authorized Simulcasting Square Footage - End of Month	-	
12	Simulcasting Revenue for the Month.....	\$ -	
13	Simulcasting Handle for the Month.....	\$ -	
14	Promotional Gaming Credits Wagered for the Month.....	\$ 2,331,742	

Under penalties of perjury, I declare that I have examined this report, and to the best of my knowledge and belief, it is true and complete.

June 7, 2014

DATE



Joe Uhing

Operations Controller 2835-11

TITLE (LICENSE NUMBER)

Tropicana Casino & Resort

MONTHLY GROSS REVENUE REPORT

FOR THE MONTH OF: MAY, 2014

CASINO WIN - CURRENT MONTH

Line (a)	Type of Game (b)	Authorized Units (c)	Win or (Loss) (d)	Drop/Handle (e)	Win or (Loss) Percentage (f)
1	Table and Other Games	108	\$ 3,645,468	\$ 29,284,883	12.4%
2	Poker	27	\$ 183,857		
3	Slot Machines	2,559	\$ 21,287,393	\$ 225,201,401	9.5%
4	Total Casino Win		\$ 25,116,718		

GROSS REVENUE

5	Year-to-Date Table and Other Games and Poker Win	\$ 19,492,143
6	Year-to-Date Slot Machine Win	\$ 86,087,902
7	Year-to-Date Total Casino Win	\$ 105,580,045
8	Adjustments	\$ -
9	Year-To-Date Gross Revenue	\$ 105,580,045
10	Authorized Casino Square Footage - End of Month	123,980
11	Authorized Simulcasting Square Footage - End of Month	-
12	Simulcasting Revenue for the Month.....	\$ -
13	Simulcasting Handle for the Month.....	\$ -
14	Promotional Gaming Credits Wagered for the Month.....	\$ 4,191,878

Under penalties of perjury, I declare that I have examined this report, and to the best of my knowledge and belief, it is true and complete.

June 9, 2014

DATE



Jeff Bohrer

Casino Controller, 7488-11

TRUMP PLAZA ASSOCIATES

MONTHLY GROSS REVENUE REPORT

FOR THE MONTH OF MAY, 2014

CASINO WIN - CURRENT MONTH

Line (a)	Type of Game (b)	Authorized Units (c)	Win or (Loss) (d)	Drop/Handle (e)	Win or (Loss) Percentage (f)
1	Table and Other Games	59	\$ 660,666	\$ 3,512,904	18.8%
2	Poker	0	\$ -		
3	Slot Machines	1,600	\$ 4,579,978	\$ 53,043,705	8.6%
4	Total Casino Win		\$ 5,240,644		

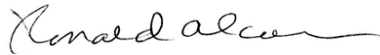
GROSS REVENUE

5	Year-to-Date Table and Other Games and Poker Win	\$ 2,951,457	
6	Year-to-Date Slot Machine Win	\$ 18,952,276	
7	Year-to-Date Total Casino Win	\$ 21,903,733	
8	Adjustments	\$ 5,101	
9	Year-To-Date Gross Revenue	\$ 21,908,834	
10	Authorized Casino Square Footage - End of Month	86,923	
11	Authorized Simulcasting Square Footage - End of Month	-	
12	Simulcasting Revenue for the Month.....	\$ -	
13	Simulcasting Handle for the Month.....	\$ -	
14	Promotional Gaming Credits Wagered for the Month.....	\$ 847,499	

Under penalties of perjury, I declare that I have examined this report, and to the best of my knowledge and belief, it is true and complete.

June 9, 2014

DATE



Ron Alcorn
Casino Controller (1623-11)

TITLE (LICENSE NUMBER)

TRUMP TAJ MAHAL CASINO RESORT MONTHLY GROSS REVENUE REPORT FOR THE MONTH OF MAY, 2014

CASINO WIN - CURRENT MONTH

Line (a)	Type of Game (b)	Authorized Units (c)	Win or (Loss) (d)	Drop/Handle (e)	Win or (Loss) Percentage (f)
1	Table and Other Games	132	\$ 6,054,038	\$ 34,194,217	17.7%
2	Poker	48	\$ 340,111		
3	Slot Machines	2,523	\$ 15,200,463	\$ 164,655,998	9.2%
4	Total Casino Win		\$ 21,594,612		


GROSS REVENUE

5	Year-to-Date Table and Other Games and Poker Win	\$ 24,777,204
6	Year-to-Date Slot Machine Win	\$ 64,647,668
7	Year-to-Date Total Casino Win	\$ 89,424,872
8	Adjustments	\$ 344
9	Year-To-Date Gross Revenue	\$ 89,425,216
10	Authorized Casino Square Footage - End of Month	159,998
11	Authorized Simulcasting Square Footage - End of Month	-
12	Simulcasting Revenue for the Month.....	\$ -
13	Simulcasting Handle for the Month.....	\$ -
14	Promotional Gaming Credits Wagered for the Month.....	\$ 3,268,433

Under penalties of perjury, I declare that I have examined this report, and to the best of my knowledge and belief, it is true and complete.

June 5, 2014

DATE



Robert Allen

Finance Operations Controller 6793-11

TITLE (LICENSE NUMBER)