

# BALLY'S ATLANTIC CITY

## MONTHLY GROSS REVENUE REPORT

FOR THE MONTH OF NOVEMBER, 2015

### CASINO WIN - CURRENT MONTH

Line (a)	Type of Game (b)	Authorized Units (c)	Win or (Loss) (d)	Drop/Handle (e)	Win or (Loss) Percentage (f)
1	Table and Other Games	129	\$ 4,511,307	\$ 32,636,478	13.8%
2	Poker	42	\$ 348,684		
3	Slot Machines	1,840	\$ 10,410,677	\$ 114,764,329	9.1%
4	Total Casino Win		\$ 15,270,668		

### GROSS REVENUE

5	Year-to-Date Table and Other Games and Poker Win .....	\$ 65,175,705	
6	Year-to-Date Slot Machine Win .....	\$ 129,948,113	
7	Year-to-Date Total Casino Win .....		<b>\$ 195,123,818</b>
8	Adjustments .....		\$ -
9	Year-To-Date Gross Revenue .....		<b>\$ 195,123,818</b>
10	Authorized Casino Square Footage - End of Month .....	121,624	
11	Authorized Simulcasting Square Footage - End of Month .....	-	
12	Simulcasting Revenue for the Month.....	\$ -	
13	Simulcasting Handle for the Month.....	\$ -	
14	Promotional Gaming Credits Wagered for the Month.....	\$ 2,180,009	

Under penalties of perjury, I declare that I have examined this report, and to the best of my knowledge and belief, it is true and complete.

DECEMBER 9, 2015

DATE



William Pangoras

Operations Controller (1792-11)

TITLE (LICENSE NUMBER)

# BORGATA HOTEL CASINO & SPA

## MONTHLY GROSS REVENUE REPORT

FOR THE MONTH OF November, 2015

### CASINO WIN - CURRENT MONTH

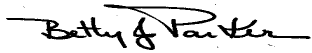
Line (a)	Type of Game (b)	Authorized Units (c)	Win or (Loss) (d)	Drop/Handle (e)	Win or (Loss) Percentage (f)
1	Table and Other Games	186	\$ 16,141,679	\$ 107,825,206	15.0%
2	Poker	92	\$ 1,774,851		
3	Slot Machines	3,030	\$ 39,193,516	\$ 466,584,015	8.4%
4	Total Casino Win		\$ 57,110,046		

### GROSS REVENUE

5	Year-to-Date Table and Other Games and Poker Win .....	\$ 209,663,873	
6	Year-to-Date Slot Machine Win .....	\$ 431,492,298	
7	Year-to-Date Total Casino Win .....		<b>\$ 641,156,171</b>
8	Adjustments .....		<b>\$ -</b>
9	Year-To-Date Gross Revenue .....		<b>\$ 641,156,171</b>
10	Authorized Casino Square Footage - End of Month .....	137,125	
11	Authorized Simulcasting Square Footage - End of Month .....	23,620	
12	Simulcasting Revenue for the Month.....	\$ 203,185	
13	Simulcasting Handle for the Month.....	\$ 2,391,156	
14	Promotional Gaming Credits Wagered for the Month.....	\$ 6,015,441	

Under penalties of perjury, I declare that I have examined this report, and to the best of my knowledge and belief, it is true and complete.

December 11, 2015  
\_\_\_\_\_  
DATE

  
\_\_\_\_\_  
Betty J. Parker  
Casino Controller 8038-11  
\_\_\_\_\_  
TITLE (LICENSE NUMBER)

# CAESARS ATLANTIC CITY

## MONTHLY GROSS REVENUE REPORT

FOR THE MONTH OF NOVEMBER, 2015

### CASINO WIN - CURRENT MONTH


Line (a)	Type of Game (b)	Authorized Units (c)	Win or (Loss) (d)	Drop/Handle (e)	Win or (Loss) Percentage (f)
1	Table and Other Games	137	\$ 8,802,739	\$ 43,295,059	20.3%
2	Poker	0	\$ -		
3	Slot Machines	1,856	\$ 15,534,417	\$ 172,567,676	9.0%
4	Total Casino Win		\$ 24,337,156		

### GROSS REVENUE

5	Year-to-Date Table and Other Games and Poker Win .....	\$ 105,693,776	
6	Year-to-Date Slot Machine Win .....	\$ 182,250,856	
7	Year-to-Date Total Casino Win .....		<b>\$ 287,944,632</b>
8	Adjustments .....		<b>\$ 26,142</b>
9	Year-To-Date Gross Revenue .....		<b>\$ 287,970,774</b>
10	Authorized Casino Square Footage - End of Month .....	115,225	
11	Authorized Simulcasting Square Footage - End of Month .....	-	
12	Simulcasting Revenue for the Month.....	\$ -	
13	Simulcasting Handle for the Month.....	\$ -	
14	Promotional Gaming Credits Wagered for the Month.....	\$ 3,041,014	

Under penalties of perjury, I declare that I have examined this report, and to the best of my knowledge and belief, it is true and complete.

December 8, 2015  
\_\_\_\_\_  
DATE

  
\_\_\_\_\_  
Gail Myers

Operations Controller 3470-11  
\_\_\_\_\_  
TITLE (LICENSE NUMBER)

# GOLDEN NUGGET

## MONTHLY GROSS REVENUE REPORT

FOR THE MONTH OF NOVEMBER, 2015

### CASINO WIN - CURRENT MONTH


Line (a)	Type of Game (b)	Authorized Units (c)	Win or (Loss) (d)	Drop/Handle (e)	Win or (Loss) Percentage (f)
1	Table and Other Games	77	\$ 4,904,763	\$ 29,071,341	16.9%
2	Poker	10	\$ 82,917		
3	Slot Machines	1,375	\$ 11,333,153	\$ 122,793,849	9.2%
4	Total Casino Win		\$ 16,320,833		

### GROSS REVENUE

5	Year-to-Date Table and Other Games and Poker Win .....	\$ 51,245,778	
6	Year-to-Date Slot Machine Win .....	\$ 135,094,344	
7	Year-to-Date Total Casino Win .....		<b>\$ 186,340,122</b>
8	Adjustments .....		<b>\$ 14,300</b>
9	Year-To-Date Gross Revenue .....		<b>\$ 186,354,422</b>
10	Authorized Casino Square Footage - End of Month .....	79,980	
11	Authorized Simulcasting Square Footage - End of Month .....	-	
12	Simulcasting Revenue for the Month.....	\$ -	
13	Simulcasting Handle for the Month.....	\$ -	
14	Promotional Gaming Credits Wagered for the Month.....	\$ 2,354,946	

Under penalties of perjury, I declare that I have examined this report, and to the best of my knowledge and belief, it is true and complete.

December 8, 2015  
\_\_\_\_\_  
DATE

  
\_\_\_\_\_  
Joanne McKensie

Director of Finance/Controller 1231.11  
\_\_\_\_\_  
TITLE (LICENSE NUMBER)

# HARRAH'S RESORT ATLANTIC CITY

## MONTHLY GROSS REVENUE REPORT

FOR THE MONTH OF November, 2015

### CASINO WIN - CURRENT MONTH

Line (a)	Type of Game (b)	Authorized Units (c)	Win or (Loss) (d)	Drop/Handle (e)	Win or (Loss) Percentage (f)
1	Table and Other Games	135	\$ 8,628,168	\$ 37,759,958	22.9%
2	Poker	40	\$ 296,835		
3	Slot Machines	2,172	\$ 21,176,964	\$ 261,777,731	8.1%
4	Total Casino Win		\$ 30,101,967		

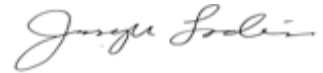
### GROSS REVENUE

5	Year-to-Date Table and Other Games and Poker Win .....	\$ 85,691,546	
6	Year-to-Date Slot Machine Win .....	\$ 261,830,107	
7	Year-to-Date Total Casino Win .....		<b>\$ 347,521,653</b>
8	Adjustments .....		<b>\$ 44,381</b>
9	Year-To-Date Gross Revenue .....		<b>\$ 347,566,034</b>
10	Authorized Casino Square Footage - End of Month .....	154,795	
11	Authorized Simulcasting Square Footage - End of Month .....	-	
12	Simulcasting Revenue for the Month.....	\$ -	
13	Simulcasting Handle for the Month.....	\$ -	
14	Promotional Gaming Credits Wagered for the Month.....	\$ 3,558,749	

Under penalties of perjury, I declare that I have examined this report, and to the best of my knowledge and belief, it is true and complete.

December 4, 2015

DATE



Joseph Lodise

Vice President of Finance (008900-11)

TITLE (LICENSE NUMBER)

# RESORTS CASINO HOTEL (DGMB CASINO LLC)

## MONTHLY GROSS REVENUE REPORT

FOR THE MONTH OF NOVEMBER 2015

### CASINO WIN - CURRENT MONTH

Line (a)	Type of Game (b)	Authorized Units (c)	Win or (Loss) (d)	Drop/Handle (e)	Win or (Loss) Percentage (f)
1	Table and Other Games	72	\$ 2,880,755	\$ 19,918,923	14.5%
2	Poker	0	\$ -		
3	Slot Machines	1,558	\$ 9,679,319	\$ 106,224,840	9.1%
4	Total Casino Win		\$ 12,560,074		

### GROSS REVENUE

5	Year-to-Date Table and Other Games and Poker Win .....	\$ 30,847,738	
6	Year-to-Date Slot Machine Win .....	\$ 119,047,123	
7	Year-to-Date Total Casino Win .....		<b>\$ 149,894,861</b>
8	Adjustments .....		<b>\$ (9,704)</b>
9	Year-To-Date Gross Revenue .....		<b>\$ 149,885,157</b>
10	Authorized Casino Square Footage - End of Month .....	83,016	
11	Authorized Simulcasting Square Footage - End of Month .....	-	
12	Simulcasting Revenue for the Month.....	\$ -	
13	Simulcasting Handle for the Month.....	\$ -	
14	Promotional Gaming Credits Wagered for the Month.....	\$ 1,899,982	

Under penalties of perjury, I declare that I have examined this report, and to the best of my knowledge and belief, it is true and complete.

December 9, 2015

DATE



Walter Simon

Director Operational Accounting 3930-11

TITLE (LICENSE NUMBER)

# Tropicana Casino & Resort

## MONTHLY GROSS REVENUE REPORT

FOR THE MONTH OF: NOVEMBER, 2015

### CASINO WIN - CURRENT MONTH

Line (a)	Type of Game (b)	Authorized Units (c)	Win or (Loss) (d)	Drop/Handle (e)	Win or (Loss) Percentage (f)
1	Table and Other Games	110	\$ 4,768,268	\$ 28,520,693	16.7%
2	Poker	22	\$ 231,465		
3	Slot Machines	2,340	\$ 17,585,056	\$ 185,471,577	9.5%
4	Total Casino Win		\$ 22,584,789		

### GROSS REVENUE

5	Year-to-Date Table and Other Games and Poker Win .....	\$ 50,463,750	
6	Year-to-Date Slot Machine Win .....	\$ 208,595,827	
7	Year-to-Date Total Casino Win .....		<b>\$ 259,059,577</b>
8	Adjustments .....		\$ -
9	Year-To-Date Gross Revenue .....		<b>\$ 259,059,577</b>
10	Authorized Casino Square Footage - End of Month .....	124,791	
11	Authorized Simulcasting Square Footage - End of Month .....	-	
12	Simulcasting Revenue for the Month.....	\$ -	
13	Simulcasting Handle for the Month.....	\$ -	
14	Promotional Gaming Credits Wagered for the Month.....	\$ 2,864,091	

Under penalties of perjury, I declare that I have examined this report, and to the best of my knowledge and belief, it is true and complete.

December 9, 2015

DATE



Jeff Bohrer

Casino Controller, 7488-11

# TRUMP TAJ MAHAL CASINO RESORT

## MONTHLY GROSS REVENUE REPORT

FOR THE MONTH OF NOVEMBER, 2015

### CASINO WIN - CURRENT MONTH

Line (a)	Type of Game (b)	Authorized Units (c)	Win or (Loss) (d)	Drop/Handle (e)	Win or (Loss) Percentage (f)
1	Table and Other Games	130	\$ 3,081,927	\$ 17,753,781	17.4%
2	Poker	0	\$ -		
3	Slot Machines	2,519	\$ 9,746,274	\$ 112,889,994	8.6%
4	Total Casino Win		\$ 12,828,201		

### GROSS REVENUE

5	Year-to-Date Table and Other Games and Poker Win .....	\$ 36,444,657	
6	Year-to-Date Slot Machine Win .....	\$ 133,136,284	
7	Year-to-Date Total Casino Win .....		<b>\$ 169,580,941</b>
8	Adjustments .....		<b>\$ 2,937</b>
9	Year-To-Date Gross Revenue .....		<b>\$ 169,583,878</b>
10	Authorized Casino Square Footage - End of Month .....	159,998	
11	Authorized Simulcasting Square Footage - End of Month .....	-	
12	Simulcasting Revenue for the Month.....	\$ -	
13	Simulcasting Handle for the Month.....	\$ -	
14	Promotional Gaming Credits Wagered for the Month.....	\$ 2,018,822	

Under penalties of perjury, I declare that I have examined this report, and to the best of my knowledge and belief, it is true and complete.

December 7, 2015

DATE



Robert Allen

Finance Operations Controller 6793-11

TITLE (LICENSE NUMBER)