

**ATLANTIC CITY CASINO INDUSTRY
PROMOTIONAL ALLOWANCES AND EXPENSES
For the Month Ended April 2009
(\$ in Thousands)**

| | <u>Monthly</u> | | | <u>Year To Date</u> | | |
|------------------------------|-------------------|------------------|-------------------|---------------------|------------------|-------------------|
| | <u>Allowances</u> | <u>Expenses</u> | <u>Total</u> | <u>Allowances</u> | <u>Expenses</u> | <u>Total</u> |
| AC Hilton | \$ 5,815 | \$ 414 | 6,229 | \$ 28,344 | \$ 1,348 | 29,692 |
| Bally's AC | 11,814 | 390 | 12,204 | 43,879 | 1,717 | 45,596 |
| Borgata | 16,629 | 2,312 | 18,941 | 66,927 | 9,619 | 76,546 |
| Caesars | 9,620 | 1,244 | 10,864 | 37,690 | 7,116 | 44,806 |
| Harrah's Marina Resorts | 11,515 | 789 | 12,304 | 46,146 | 3,452 | 49,598 |
| | 5,458 | 732 | 6,190 | 21,638 | 3,387 | 25,025 |
| Showboat | 10,571 | 169 | 10,740 | 35,698 | 664 | 36,362 |
| Tropicana | 8,525 | 547 | 9,072 | 35,889 | 3,247 | 39,136 |
| Trump Marina | 4,379 | 536 | 4,915 | 17,917 | 2,588 | 20,505 |
| Trump Plaza | 4,994 | 1,353 | 6,347 | 19,974 | 5,221 | 25,195 |
| Trump Taj Mahal | 10,859 | 1,801 | 12,660 | 47,618 | 8,143 | 55,761 |
| Industry | \$ 100,179 | \$ 10,287 | \$ 110,466 | \$ 401,720 | \$ 46,502 | \$ 448,222 |
| Incr (Decr) vs. Prior Period | -6.2% | -37.9% | -10.5% | -7.2% | -28.1% | -9.9% |

**ATLANTIC CITY CASINO INDUSTRY
PROMOTIONAL ALLOWANCES AND EXPENSES
For the Month Ended April 2008
(\$ in Thousands)**

| | <u>Monthly</u> | | | <u>Year To Date</u> | | |
|----------------------------|-------------------|------------------|-------------------|---------------------|------------------|-------------------|
| | <u>Allowances</u> | <u>Expenses</u> | <u>Total</u> | <u>Allowances</u> | <u>Expenses</u> | <u>Total</u> |
| AC Hilton | \$ 8,175 | \$ 1,590 | 9,765 | \$ 31,593 | \$ 6,168 | 37,761 |
| Bally's AC | 11,858 | 743 | 12,601 | 51,688 | 2,159 | 53,847 |
| Borgata | 15,118 | 3,027 | 18,145 | 59,836 | 11,784 | 71,620 |
| Caesars | 9,695 | 1,781 | 11,476 | 40,377 | 7,052 | 47,429 |
| Harrah's Marina Resorts | 12,653 | 1,633 | 14,286 | 50,703 | 4,825 | 55,528 |
| | 7,481 | 2,076 | 9,557 | 26,363 | 8,254 | 34,617 |
| Showboat | 10,419 | 233 | 10,652 | 42,397 | 952 | 43,349 |
| Tropicana | 10,378 | 951 | 11,329 | 40,957 | 4,945 | 45,902 |
| Trump Marina | 5,207 | 1,371 | 6,578 | 21,846 | 4,834 | 26,680 |
| Trump Plaza | 5,924 | 1,284 | 7,208 | 24,146 | 5,641 | 29,787 |
| Trump Taj Mahal | 9,948 | 1,863 | 11,811 | 42,786 | 8,042 | 50,828 |
| Industry | \$ 106,856 | \$ 16,552 | \$ 123,408 | \$ 432,692 | \$ 64,656 | \$ 497,348 |

RIH ACQUISITIONS NJ, LLC (Atlantic City Hilton) MONTHLY SCHEDULE OF PROMOTIONAL EXPENSES AND ALLOWANCES

FOR THE MONTH ENDED APRIL 30, 2009

(UNAUDITED)
(\$ IN THOUSANDS)

| Line (a) | Description (b) | Promotional Allowances | | Promotional Expenses | |
|-------------|----------------------------|--------------------------------|-------------------------|--------------------------------|-------------------------|
| | | Number of Recipients (c) | Dollar Amount (d) | Number of Recipients (e) | Dollar Amount (f) |
| 1 | Rooms | 32,240 | \$1,119 | | |
| 2 | Food | 71,684 | 1,200 | 2,042 | 31 |
| 3 | Beverage | 191,128 | 497 | | |
| 4 | Travel | | | 9,775 | 190 |
| 5 | Bus Program Cash | 744 | 19 | | |
| 6 | Promotional Gaming Credits | 44,839 | 2,425 | | |
| 7 | Complimentary Cash Gifts | 979 | 176 | | |
| 8 | Entertainment | 13,947 | 349 | | |
| 9 | Retail & Non-Cash Gifts | | | 868 | 43 |
| 10 | Parking | | | | |
| 11 | Other | 1,985 | 30 | 387 | 150 |
| 12 | Total | 357,546 | \$5,815 | 13,072 | \$414 |

FOR THE MONTH ENDED APRIL 30, 2008

| Line (a) | Description (b) | Promotional Allowances | | Promotional Expenses | |
|-------------|----------------------------|--------------------------------|-------------------------|--------------------------------|-------------------------|
| | | Number of Recipients (c) | Dollar Amount (d) | Number of Recipients (e) | Dollar Amount (f) |
| 1 | Rooms | 35,395 | \$1,372 | | |
| 2 | Food | 96,502 | 1,753 | 6,678 | 100 |
| 3 | Beverage | 298,077 | 775 | | |
| 4 | Travel | | | 9,115 | 198 |
| 5 | Bus Program Cash | 57,914 | 1,416 | | |
| 6 | Promotional Gaming Credits | 12,331 | 1,036 | | |
| 7 | Complimentary Cash Gifts | 15,907 | 1,337 | | |
| 8 | Entertainment | 18,126 | 453 | 128 | 16 |
| 9 | Retail & Non-Cash Gifts | | | 28,755 | 963 |
| 10 | Parking | | | | |
| 11 | Other | 2,232 | 33 | 712 | 313 |
| 12 | Total | 536,484 | \$8,175 | 45,388 | \$1,590 |

Under penalties of perjury, I declare that I have examined this report, and to the best of my knowledge and belief, it is true and complete.

May 20, 2009

DATE



Gregory J. Sherbon

Director - Finance (008983-11)

TITLE (LICENSE NUMBER)

Bally's Park Place, Inc (Bally's Atlantic City)
MONTHLY SCHEDULE OF PROMOTIONAL
EXPENSES AND ALLOWANCES

FOR THE MONTH ENDED APRIL 30, 2009

(UNAUDITED)

(\$ IN THOUSANDS)

| Line (a) | Description (b) | Promotional Allowances | | Promotional Expenses | |
|-------------|----------------------------|--------------------------------|-------------------------|--------------------------------|-------------------------|
| | | Number of Recipients (c) | Dollar Amount (d) | Number of Recipients (e) | Dollar Amount (f) |
| 1 | Rooms | 83,676 | \$2,523 | | |
| 2 | Food | 128,066 | 2,065 | | |
| 3 | Beverage | 743,344 | 1,487 | | |
| 4 | Travel | | | 925 | 151 |
| 5 | Bus Program Cash | 2,369 | 49 | | |
| 6 | Promotional Gaming Credits | 100,126 | 3,462 | | |
| 7 | Complimentary Cash Gifts | 35,317 | 1,850 | | |
| 8 | Entertainment | | | | |
| 9 | Retail & Non-Cash Gifts | 8,054 | 299 | | |
| 10 | Parking | | | | |
| 11 | Other | 816 | 79 | 5,041 | 239 |
| 12 | Total | 1,101,768 | \$11,814 | 5,966 | \$390 |


FOR THE MONTH ENDED APRIL 30, 2008

| Line (a) | Description (b) | Promotional Allowances | | Promotional Expenses | |
|-------------|----------------------------|--------------------------------|-------------------------|--------------------------------|-------------------------|
| | | Number of Recipients (c) | Dollar Amount (d) | Number of Recipients (e) | Dollar Amount (f) |
| 1 | Rooms | 100,642 | \$2,583 | | |
| 2 | Food | 161,592 | 2,400 | | |
| 3 | Beverage | 711,924 | 1,424 | | |
| 4 | Travel | | | 1,192 | 194 |
| 5 | Bus Program Cash | 74,433 | 1,456 | | |
| 6 | Promotional Gaming Credits | | | | |
| 7 | Complimentary Cash Gifts | 116,917 | 3,566 | | |
| 8 | Entertainment | | | | |
| 9 | Retail & Non-Cash Gifts | 9,062 | 353 | | |
| 10 | Parking | | | | |
| 11 | Other | 1,131 | 76 | 6,699 | 549 |
| 12 | Total | 1,175,701 | \$11,858 | 7,891 | \$743 |

Under penalties of perjury, I declare that I have examined this report, and to the best of my knowledge and belief, it is true and complete.

May 20, 2009

DATE



Alex Figueras

7438-11

Vice President of Finance

BORGATA HOTEL CASINO & SPA MONTHLY SCHEDULE OF PROMOTIONAL EXPENSES AND ALLOWANCES

FOR THE MONTH ENDED APRIL 30, 2009

(UNAUDITED)
(\$ IN THOUSANDS)

| Line (a) | Description (b) | Promotional Allowances | | Promotional Expenses | |
|-------------|----------------------------|--------------------------------|-------------------------|--------------------------------|-------------------------|
| | | Number of Recipients (c) | Dollar Amount (d) | Number of Recipients (e) | Dollar Amount (f) |
| 1 | Rooms | 64,901 | 5,953 | | |
| 2 | Food | 134,416 | 3,074 | 72,700 | 727 |
| 3 | Beverage | 554,413 | 1,802 | | |
| 4 | Travel | | | 1,772 | 443 |
| 5 | Bus Program Cash | | | | |
| 6 | Promotional Gaming Credits | 188,914 | 4,723 | | |
| 7 | Complimentary Cash Gifts | 10,581 | 264 | | |
| 8 | Entertainment | 7,065 | 283 | 170 | 17 |
| 9 | Retail & Non-Cash Gifts | 3,072 | 154 | 2,696 | 674 |
| 10 | Parking | | | | |
| 11 | Other | 8,245 | 376 | 130,225 | 451 |
| 12 | Total | 971,607 | \$16,629 | 207,563 | \$2,312 |

*Promotional Allowances - Other includes \$247K of Spa comps and \$129K change in Comp and Slot dollars earned but not redeemed.

* Promotional Expenses - Other includes \$217K of comp taxes.

FOR THE MONTH ENDED APRIL 30, 2008

| Line (a) | Description (b) | Promotional Allowances | | Promotional Expenses | |
|-------------|----------------------------|--------------------------------|-------------------------|--------------------------------|-------------------------|
| | | Number of Recipients (c) | Dollar Amount (d) | Number of Recipients (e) | Dollar Amount (f) |
| 1 | Rooms | 50,864 | \$4,648 | | |
| 2 | Food | 134,396 | 3,070 | 79,900 | 799 |
| 3 | Beverage | 525,497 | 1,708 | | |
| 4 | Travel | | | 2,908 | 727 |
| 5 | Bus Program Cash | | | | |
| 6 | Promotional Gaming Credits | 152,801 | 3,820 | | |
| 7 | Complimentary Cash Gifts | 12,513 | 313 | | |
| 8 | Entertainment | 27,438 | 1,098 | 430 | 43 |
| 9 | Retail & Non-Cash Gifts | 5,229 | 261 | 3,416 | 854 |
| 10 | Parking | | | | |
| 11 | Other | 7,985 | 200 | 110,605 | 604 |
| 12 | Total | 916,723 | \$15,118 | 197,259 | \$3,027 |

*Promotional Allowances - Other includes \$264K of Spa comps and \$(85K) change in Comp and Slot dollars earned but not redeemed.

* Promotional Expenses - Other includes \$215K of comp taxes.

Under penalties of perjury, I declare that I have examined this report, and to the best of my knowledge and belief, it is true and complete.

May 20, 2009
DATE



HUGH TURNER

Vice President of Finance 7833-11
TITLE (LICENSE NUMBER)

**BOARDWALK REGENCY CORPORATION
MONTHLY SCHEDULE OF PROMOTIONAL
EXPENSES AND ALLOWANCES**

FOR THE MONTH ENDED APRIL 30, 2009

(UNAUDITED)
(\$ IN THOUSANDS)


| Line (a) | Description (b) | Promotional Allowances | | Promotional Expenses | |
|-------------|----------------------------|--------------------------------|-------------------------|--------------------------------|-------------------------|
| | | Number of Recipients (c) | Dollar Amount (d) | Number of Recipients (e) | Dollar Amount (f) |
| 1 | Rooms | 52,114 | \$2,050 | | |
| 2 | Food | 66,153 | 1,493 | | |
| 3 | Beverage | 482,339 | 965 | | |
| 4 | Travel | | | 1,124 | 488 |
| 5 | Bus Program Cash | 9,757 | 319 | | |
| 6 | Promotional Gaming Credits | 54,634 | 2,161 | | |
| 7 | Complimentary Cash Gifts | 29,349 | 2,314 | | |
| 8 | Entertainment | 1,302 | 98 | 48 | 5 |
| 9 | Retail & Non-Cash Gifts | 6,928 | 138 | 1,640 | 231 |
| 10 | Parking | | | | |
| 11 | Other | 433 | 82 | 29,218 | 520 |
| 12 | Total | 703,009 | \$9,620 | 32,030 | \$1,244 |

FOR THE MONTH ENDED APRIL 30, 2008

| Line (a) | Description (b) | Promotional Allowances | | Promotional Expenses | |
|-------------|----------------------------|--------------------------------|-------------------------|--------------------------------|-------------------------|
| | | Number of Recipients (c) | Dollar Amount (d) | Number of Recipients (e) | Dollar Amount (f) |
| 1 | Rooms | 36,928 | \$1,606 | | |
| 2 | Food | 108,906 | 1,853 | | |
| 3 | Beverage | 629,944 | 1,260 | | |
| 4 | Travel | | | 946 | 410 |
| 5 | Bus Program Cash | 58,070 | 1,220 | | |
| 6 | Promotional Gaming Credits | | | | |
| 7 | Complimentary Cash Gifts | 58,292 | 3,502 | | |
| 8 | Entertainment | 1,815 | 96 | 376 | 363 |
| 9 | Retail & Non-Cash Gifts | 7,639 | 153 | 10,303 | 331 |
| 10 | Parking | | | | |
| 11 | Other | 24 | 5 | 37,996 | 677 |
| 12 | Total | 901,618 | \$9,695 | 49,621 | \$1,781 |

Under penalties of perjury, I declare that I have examined this report, and to the best of my knowledge and belief, it is true and complete.

May 20, 2009
DATE


Alex Figueras

Vice President of Finance 007438-11
TITLE (LICENSE NUMBER)

HARRAH'S CASINO HOTEL, ATLANTIC CITY MONTHLY SCHEDULE OF PROMOTIONAL EXPENSES AND ALLOWANCES

FOR THE MONTH ENDED APRIL 30, 2009

(UNAUDITED)

(\$ IN THOUSANDS)

| Line (a) | Description (b) | Promotional Allowances | | Promotional Expenses | |
|-------------|----------------------------|--------------------------------|-------------------------|--------------------------------|-------------------------|
| | | Number of Recipients (c) | Dollar Amount (d) | Number of Recipients (e) | Dollar Amount (f) |
| 1 | Rooms | 50,320 | \$4,014 | | |
| 2 | Food | 99,184 | 1,897 | | |
| 3 | Beverage | 167,961 | 1,260 | | |
| 4 | Travel | | | 3,683 | 789 |
| 5 | Bus Program Cash | 713 | 8 | | |
| 6 | Promotional Gaming Credits | 82,569 | 2,075 | | |
| 7 | Complimentary Cash Gifts | 39,209 | 1,891 | | |
| 8 | Entertainment | | | | |
| 9 | Retail & Non-Cash Gifts | 14,047 | 281 | | |
| 10 | Parking | | | | |
| 11 | Other | 10,460 | 89 | | |
| 12 | Total | 464,463 | \$11,515 | 3,683 | \$789 |

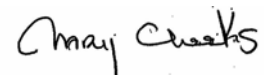
FOR THE MONTH ENDED APRIL 30, 2008

| Line (a) | Description (b) | Promotional Allowances | | Promotional Expenses | |
|-------------|----------------------------|--------------------------------|-------------------------|--------------------------------|-------------------------|
| | | Number of Recipients (c) | Dollar Amount (d) | Number of Recipients (e) | Dollar Amount (f) |
| 1 | Rooms | 40,274 | \$3,508 | | |
| 2 | Food | 252,550 | 2,525 | | |
| 3 | Beverage | 636,972 | 1,593 | | |
| 4 | Travel | | | 16,500 | 1,633 |
| 5 | Bus Program Cash | 1,966 | 20 | | |
| 6 | Promotional Gaming Credits | | | | |
| 7 | Complimentary Cash Gifts | 308,526 | 4,180 | | |
| 8 | Entertainment | 15,778 | 394 | | |
| 9 | Retail & Non-Cash Gifts | 64,043 | 320 | | |
| 10 | Parking | | | | |
| 11 | Other | 22,568 | 113 | | |
| 12 | Total | 1,342,677 | \$12,653 | 16,500 | \$1,633 |

Under penalties of perjury, I declare that I have examined this report, and to the best of my knowledge and belief, it is true and complete.

May 20, 2009

DATE



Mary Cheeks

Vice President of Finance 004960-1
TITLE (LICENSE NUMBER)

RESORTS INTERNATIONAL HOTEL, INC. MONTHLY SCHEDULE OF PROMOTIONAL EXPENSES AND ALLOWANCES

FOR THE MONTH ENDED APRIL 30, 2009

(UNAUDITED)
(\$ IN THOUSANDS)

| Line (a) | Description (b) | Promotional Allowances | | Promotional Expenses | |
|-------------|----------------------------|--------------------------------|-------------------------|--------------------------------|-------------------------|
| | | Number of Recipients (c) | Dollar Amount (d) | Number of Recipients (e) | Dollar Amount (f) |
| 1 | Rooms | 15,701 | \$955 | | |
| 2 | Food | 66,032 | 637 | 5,517 | 193 |
| 3 | Beverage | 77,626 | 505 | | |
| 4 | Travel | | | 2,262 | 94 |
| 5 | Bus Program Cash | 10,783 | 317 | | |
| 6 | Promotional Gaming Credits | 73,958 | 2,575 | | |
| 7 | Complimentary Cash Gifts | 31,428 | 403 | | |
| 8 | Entertainment | 1,166 | 61 | 100 | 13 |
| 9 | Retail & Non-Cash Gifts | | | 2,764 | 318 |
| 10 | Parking | | | | |
| 11 | Other | 355 | 5 | 4,580 | 114 |
| 12 | Total | 277,049 | \$5,458 | 15,223 | \$732 |

FOR THE MONTH ENDED APRIL 30, 2008

| Line (a) | Description (b) | Promotional Allowances | | Promotional Expenses | |
|-------------|----------------------------|--------------------------------|-------------------------|--------------------------------|-------------------------|
| | | Number of Recipients (c) | Dollar Amount (d) | Number of Recipients (e) | Dollar Amount (f) |
| 1 | Rooms | 20,466 | \$1,207 | | |
| 2 | Food | 112,675 | 1,463 | 6,437 | 224 |
| 3 | Beverage | 190,680 | 704 | | |
| 4 | Travel | | | 1,723 | 121 |
| 5 | Bus Program Cash | 19,058 | 525 | | |
| 6 | Promotional Gaming Credits | 60,682 | 1,779 | | |
| 7 | Complimentary Cash Gifts | 51,097 | 1,516 | | |
| 8 | Entertainment | 9,109 | 278 | 692 | 86 |
| 9 | Retail & Non-Cash Gifts | | | 10,597 | 1,220 |
| 10 | Parking | | | | |
| 11 | Other | 628 | 9 | 16,986 | 425 |
| 12 | Total | 464,395 | \$7,481 | 36,435 | \$2,076 |

Under penalties of perjury, I declare that I have examined this report, and to the best of my knowledge and belief, it is true and complete.

May 20, 2009

DATE



Lawrence J, McCabe

Director of Finance 003392-11

TITLE (LICENSE NUMBER)

ATLANTIC CITY SHOWBOAT MONTHLY SCHEDULE OF PROMOTIONAL EXPENSES AND ALLOWANCES

FOR THE MONTH ENDED APRIL 30, 2009

(UNAUDITED)
(\$ IN THOUSANDS)

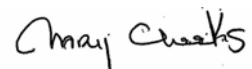
| Line (a) | Description (b) | Promotional Allowances | | Promotional Expenses | |
|-------------|----------------------------|--------------------------------|-------------------------|--------------------------------|-------------------------|
| | | Number of Recipients (c) | Dollar Amount (d) | Number of Recipients (e) | Dollar Amount (f) |
| 1 | Rooms | 28,034 | \$2,149 | | |
| 2 | Food | 121,831 | \$1,631 | | |
| 3 | Beverage | 663,594 | \$1,007 | | |
| 4 | Travel | | | 510 | \$89 |
| 5 | Bus Program Cash | 9,761 | \$278 | | |
| 6 | Promotional Gaming Credits | 144,160 | \$4,201 | | |
| 7 | Complimentary Cash Gifts | 24,715 | \$1,151 | | |
| 8 | Entertainment | 431 | \$23 | | |
| 9 | Retail & Non-Cash Gifts | 5,728 | \$95 | | |
| 10 | Parking | | | | |
| 11 | Other | 4,099 | \$36 | 1,073 | \$80 |
| 12 | Total | 1,002,353 | \$10,571 | 1,583 | \$169 |

FOR THE MONTH ENDED APRIL 30, 2008

| Line (a) | Description (b) | Promotional Allowances | | Promotional Expenses | |
|-------------|----------------------------|--------------------------------|-------------------------|--------------------------------|-------------------------|
| | | Number of Recipients (c) | Dollar Amount (d) | Number of Recipients (e) | Dollar Amount (f) |
| 1 | Rooms | 31,605 | \$2,392 | | |
| 2 | Food | 132,336 | \$1,772 | | |
| 3 | Beverage | 758,610 | \$1,141 | | |
| 4 | Travel | | | 684 | \$120 |
| 5 | Bus Program Cash | 64,695 | \$1,496 | | |
| 6 | Promotional Gaming Credits | | | | |
| 7 | Complimentary Cash Gifts | 101,591 | \$3,410 | | |
| 8 | Entertainment | 1,509 | \$75 | | |
| 9 | Retail & Non-Cash Gifts | 6,337 | \$103 | | |
| 10 | Parking | | | | |
| 11 | Other | 3,373 | \$30 | 1,501 | \$113 |
| 12 | Total | 1,100,056 | \$10,419 | 2,185 | \$233 |

Under penalties of perjury, I declare that I have examined this report, and to the best of my knowledge and belief, it is true and complete.

May 20, 2009
DATE


Mary Cheeks

VP of Finance 004960-11
TITLE (LICENSE NUMBER)

TROPICANA CASINO AND RESORT MONTHLY SCHEDULE OF PROMOTIONAL EXPENSES AND ALLOWANCES

FOR THE MONTH ENDED APRIL 30, 2009

(UNAUDITED)
(\$ IN THOUSANDS)

| Line (a) | Description (b) | Promotional Allowances | | Promotional Expenses | |
|-------------|----------------------------|--------------------------------|-------------------------|--------------------------------|-------------------------|
| | | Number of Recipients (c) | Dollar Amount (d) | Number of Recipients (e) | Dollar Amount (f) |
| 1 | Rooms | 28,443 | \$2,597 | | |
| 2 | Food | 177,031 | 1,735 | 20,526 | 201 |
| 3 | Beverage | 705,880 | 812 | | |
| 4 | Travel | | | 288 | 101 |
| 5 | Bus Program Cash | 77,028 | 1,228 | | |
| 6 | Promotional Gaming Credits | 111,130 | 1,378 | | |
| 7 | Complimentary Cash Gifts | 31,054 | 619 | | |
| 8 | Entertainment | 24,600 | 49 | 247 | 5 |
| 9 | Retail & Non-Cash Gifts | | | 11,753 | 107 |
| 10 | Parking | | | 30,512 | 91 |
| 11 | Other | 89,139 | 107 | 4,194 | 42 |
| 12 | Total | 1,244,305 | \$8,525 | 67,520 | \$547 |

There are no complimentary services or items in Line 11 "Other" which exceeds 5% of that column's total

FOR THE MONTH ENDED APRIL 30, 2008

| Line (a) | Description (b) | Promotional Allowances | | Promotional Expenses | |
|-------------|----------------------------|--------------------------------|-------------------------|--------------------------------|-------------------------|
| | | Number of Recipients (c) | Dollar Amount (d) | Number of Recipients (e) | Dollar Amount (f) |
| 1 | Rooms | 28,563 | \$2,781 | | |
| 2 | Food | 190,102 | 1,863 | 17,857 | 175 |
| 3 | Beverage | 907,060 | 1,018 | | |
| 4 | Travel | | | 923 | 323 |
| 5 | Bus Program Cash | 72,580 | 1,430 | | |
| 6 | Promotional Gaming Credits | | | | |
| 7 | Complimentary Cash Gifts | 109,263 | 3,082 | | |
| 8 | Entertainment | 35,300 | 70 | 450 | 9 |
| 9 | Retail & Non-Cash Gifts | | | 29,323 | 283 |
| 10 | Parking | | | 35,666 | 107 |
| 11 | Other | 113,400 | 134 | 5,394 | 54 |
| 12 | Total | 1,456,268 | \$10,378 | 89,613 | \$951 |

There are no complimentary services or items in Line 11 "Other" which exceeds 5% of that column's total

Under penalties of perjury, I declare that I have examined this report, and to the best of my knowledge and belief, it is true and complete.

May 20, 2009

DATE



CHRISTINA BROOME

V.P. FINANCE (7571-11)
TITLE (LICENSE NUMBER)

TRUMP MARINA HOTEL CASINO MONTHLY SCHEDULE OF PROMOTIONAL EXPENSES AND ALLOWANCES

FOR THE MONTH ENDED APRIL 30, 2009

(UNAUDITED)

(\$ IN THOUSANDS)

| Line (a) | Description (b) | Promotional Allowances | | Promotional Expenses | |
|-------------|----------------------------|--------------------------------|-------------------------|--------------------------------|-------------------------|
| | | Number of Recipients (c) | Dollar Amount (d) | Number of Recipients (e) | Dollar Amount (f) |
| 1 | Rooms | 10,693 | \$790 | | |
| 2 | Food | 32,307 | 629 | | |
| 3 | Beverage | 85,756 | 364 | | |
| 4 | Travel | | | 614 | 120 |
| 5 | Bus Program Cash | 3,476 | 70 | | |
| 6 | Promotional Gaming Credits | 53,715 | 1,478 | | |
| 7 | Complimentary Cash Gifts | 32,490 | 878 | | |
| 8 | Entertainment | 142 | 4 | 202 | 12 |
| 9 | Retail & Non-Cash Gifts | 6,069 | 153 | 15,909 | 255 |
| 10 | Parking | | | 41,900 | 126 |
| 11 | Other | 2,671 | 13 | 1,339 | 23 |
| 12 | Total | 227,319 | \$4,379 | 59,964 | \$536 |

FOR THE MONTH ENDED APRIL 30, 2008

| Line (a) | Description (b) | Promotional Allowances | | Promotional Expenses | |
|-------------|----------------------------|--------------------------------|-------------------------|--------------------------------|-------------------------|
| | | Number of Recipients (c) | Dollar Amount (d) | Number of Recipients (e) | Dollar Amount (f) |
| 1 | Rooms | 13,143 | \$936 | | |
| 2 | Food | 43,063 | 848 | | |
| 3 | Beverage | 107,358 | 456 | | |
| 4 | Travel | | | 1,265 | 375 |
| 5 | Bus Program Cash | 3,868 | 85 | | |
| 6 | Promotional Gaming Credits | | | | |
| 7 | Complimentary Cash Gifts | 94,594 | 2,595 | | |
| 8 | Entertainment | 660 | 26 | 405 | 32 |
| 9 | Retail & Non-Cash Gifts | 6,943 | 239 | 32,548 | 857 |
| 10 | Parking | | | 49,059 | 147 |
| 11 | Other | 4,452 | 22 | 1,704 | (40) |
| 12 | Total | 274,081 | \$5,207 | 84,981 | \$1,371 |

Under penalties of perjury, I declare that I have examined this report, and to the best of my knowledge and belief, it is true and complete.

May 20, 2009

DATE



Daniel McFadden

Vice President of Finance (7167-11)
TITLE (LICENSE NUMBER)

TRUMP PLAZA HOTEL CASINO MONTHLY SCHEDULE OF PROMOTIONAL EXPENSES AND ALLOWANCES

FOR THE MONTH ENDED APRIL 30, 2009

(UNAUDITED)

(\$ IN THOUSANDS)

| Line (a) | Description (b) | Promotional Allowances | | Promotional Expenses | |
|-------------|----------------------------|--------------------------------|-------------------------|--------------------------------|-------------------------|
| | | Number of Recipients (c) | Dollar Amount (d) | Number of Recipients (e) | Dollar Amount (f) |
| 1 | Rooms | 15,602 | 1,226 | 7 | 1 |
| 2 | Food | 41,071 | 684 | | |
| 3 | Beverage | 82,745 | 496 | | |
| 4 | Travel | | | 1,368 | 205 |
| 5 | Bus Program Cash | 11,141 | 275 | | |
| 6 | Promotional Gaming Credits | 23,768 | 1,079 | | |
| 7 | Complimentary Cash Gifts | 47,425 | 1,058 | | |
| 8 | Entertainment | 800 | 22 | 683 | 27 |
| 9 | Retail & Non-Cash Gifts | 2,636 | 132 | 23,976 | 1,020 |
| 10 | Parking | | | 20,156 | 60 |
| 11 | Other | 899 | 22 | 854 | 40 |
| 12 | Total | 226,087 | \$4,994 | 47,044 | \$1,353 |

FOR THE MONTH ENDED APRIL 30, 2008

| Line (a) | Description (b) | Promotional Allowances | | Promotional Expenses | |
|-------------|----------------------------|--------------------------------|-------------------------|--------------------------------|-------------------------|
| | | Number of Recipients (c) | Dollar Amount (d) | Number of Recipients (e) | Dollar Amount (f) |
| 1 | Rooms | 16,626 | \$1,267 | 15 | \$1 |
| 2 | Food | 50,863 | 897 | | |
| 3 | Beverage | 100,197 | 601 | | |
| 4 | Travel | | | 1,114 | 167 |
| 5 | Bus Program Cash | 34,987 | 787 | | |
| 6 | Promotional Gaming Credits | | | | |
| 7 | Complimentary Cash Gifts | 96,762 | 2,199 | | |
| 8 | Entertainment | 1,195 | 37 | 1,399 | 56 |
| 9 | Retail & Non-Cash Gifts | 2,410 | 121 | 28,020 | 1,016 |
| 10 | Parking | | | 21,158 | 63 |
| 11 | Other | 588 | 15 | 990 | (19) |
| 12 | Total | 303,628 | \$5,924 | 52,696 | \$1,284 |

Under penalties of perjury, I declare that I have examined this report, and to the best of my knowledge and belief, it is true and complete.

October 22, 2009

DATE



Daniel McFadden

Vice President of Finance (7167-11)
TITLE (LICENSE NUMBER)

**TRUMP TAJ MAHAL ASSOCIATES, LLC
MONTHLY SCHEDULE OF PROMOTIONAL
EXPENSES AND ALLOWANCES**

FOR THE MONTH ENDED APRIL 30, 2009

(UNAUDITED)
(\$ IN THOUSANDS)


| Line (a) | Description (b) | Promotional Allowances | | Promotional Expenses | |
|-------------|----------------------------|--------------------------------|-------------------------|--------------------------------|-------------------------|
| | | Number of Recipients (c) | Dollar Amount (d) | Number of Recipients (e) | Dollar Amount (f) |
| 1 | Rooms | 35,789 | \$2,606 | | |
| 2 | Food | 99,887 | 1,791 | | |
| 3 | Beverage | 156,729 | 785 | | |
| 4 | Travel | | | 4,125 | 683 |
| 5 | Bus Program Cash | 29,949 | 652 | | |
| 6 | Promotional Gaming Credits | 124,732 | 1,849 | | |
| 7 | Complimentary Cash Gifts | 155,530 | 2,502 | | |
| 8 | Entertainment | 7,980 | 180 | 745 | 221 |
| 9 | Retail & Non-Cash Gifts | 14,389 | 415 | 10,089 | 626 |
| 10 | Parking | | | 46,681 | 140 |
| 11 | Other | 1,042 | 79 | 7,924 | 131 |
| 12 | Total | 626,027 | \$10,859 | 69,564 | \$1,801 |

FOR THE MONTH ENDED APRIL 30, 2008

| Line (a) | Description (b) | Promotional Allowances | | Promotional Expenses | |
|-------------|----------------------------|--------------------------------|-------------------------|--------------------------------|-------------------------|
| | | Number of Recipients (c) | Dollar Amount (d) | Number of Recipients (e) | Dollar Amount (f) |
| 1 | Rooms | 23,316 | \$1,768 | | |
| 2 | Food | 84,021 | 1,714 | | |
| 3 | Beverage | 210,266 | 1,003 | | |
| 4 | Travel | | | 4,550 | 1,107 |
| 5 | Bus Program Cash | 35,377 | 777 | | |
| 6 | Promotional Gaming Credits | | | | |
| 7 | Complimentary Cash Gifts | 107,053 | 3,935 | | |
| 8 | Entertainment | 1,566 | 78 | 887 | 56 |
| 9 | Retail & Non-Cash Gifts | 7,938 | 546 | 10,694 | 627 |
| 10 | Parking | | | 40,705 | 122 |
| 11 | Other | 1,807 | 127 | 7,271 | (49) |
| 12 | Total | 471,344 | \$9,948 | 64,107 | \$1,863 |

Under penalties of perjury, I declare that I have examined this report, and to the best of my knowledge and belief, it is true and complete.

May 20, 2009
DATE


James L. Wright

Director of Finance (003507-11)
TITLE (LICENSE NUMBER)