

**ATLANTIC CITY CASINO INDUSTRY
PROMOTIONAL ALLOWANCES AND EXPENSES
For the Month Ended December 2009
(\$ in Thousands)**

	<u>Monthly</u>			<u>Year To Date</u>		
	<u>Allowances</u>	<u>Expenses</u>	<u>Total</u>	<u>Allowances</u>	<u>Expenses</u>	<u>Total</u>
AC Hilton	\$ 4,003	\$ 404	4,407	\$ 71,871	\$ 4,794	76,665
Bally's AC	10,976	532	11,508	145,465	6,151	151,616
Borgata	14,117	2,230	16,347	213,193	28,673	241,866
Caesars	9,436	2,325	11,761	133,163	25,157	158,320
Harrah's Marina	12,584	938	13,522	167,420	13,058	180,478
Resorts	4,215	785	5,000	69,127	10,197	79,324
Showboat	8,891	305	9,196	125,134	2,655	127,789
Tropicana	8,661	2,084	10,745	113,853	10,628	124,481
Trump Marina	2,911	536	3,447	49,568	7,715	57,283
Trump Plaza	3,715	878	4,593	59,170	14,487	73,657
Trump Taj Mahal	9,209	1,274	10,483	136,064	22,268	158,332
Industry	\$ 88,718	\$ 12,291	\$ 101,009	\$ 1,284,028	\$ 145,783	\$ 1,429,811
Incr (Decr) vs. Prior Period	-7.1%	-9.9%	-7.4%	-5.7%	-26.5%	-8.4%

**ATLANTIC CITY CASINO INDUSTRY
PROMOTIONAL ALLOWANCES AND EXPENSES
For the Month Ended December 2008
(\$ in Thousands)**

	<u>Monthly</u>			<u>Year To Date</u>		
	<u>Allowances</u>	<u>Expenses</u>	<u>Total</u>	<u>Allowances</u>	<u>Expenses</u>	<u>Total</u>
AC Hilton	\$ 7,538	\$ 482	8,020	\$ 93,744	\$ 15,186	108,930
Bally's AC	10,480	457	10,937	159,649	7,289	166,938
Borgata	14,124	2,770	16,894	213,974	35,577	249,551
Caesars	9,550	2,115	11,665	135,944	27,279	163,223
Harrah's Marina	13,426	946	14,372	172,137	16,451	188,588
Resorts	5,221	1,253	6,474	70,897	22,063	92,960
Showboat	7,952	288	8,240	126,315	3,474	129,789
Tropicana	7,961	897	8,858	117,206	12,844	130,050
Trump Marina	4,428	1,032	5,460	62,874	14,385	77,259
Trump Plaza	5,032	1,567	6,599	72,225	18,115	90,340
Trump Taj Mahal	9,791	1,829	11,620	137,097	25,757	162,854
Industry	\$ 95,503	\$ 13,636	\$ 109,139	\$ 1,362,062	\$ 198,420	\$ 1,560,482

RIH ACQUISITIONS NJ, LLC (Atlantic City Hilton)
MONTHLY SCHEDULE OF PROMOTIONAL
EXPENSES AND ALLOWANCES

FOR THE MONTH ENDED DECEMBER 31, 2009

(UNAUDITED)
(\$ IN THOUSANDS)

Line (a)	Description (b)	Promotional Allowances		Promotional Expenses	
		Number of Recipients (c)	Dollar Amount (d)	Number of Recipients (e)	Dollar Amount (f)
1	Rooms	23,651	\$712	18	\$3
2	Food	40,321	713	1,616	25
3	Beverage	136,550	355	3,099	8
4	Travel			10,422	200
5	Bus Program Cash	21,020	534		
6	Promotional Gaming Credits	12,928	1,060		
7	Complimentary Cash Gifts	1,710	331		
8	Entertainment	11,271	282		
9	Retail & Non-Cash Gifts			729	36
10	Parking				
11	Other	1,114	16	2,199	132
12	Total	248,565	\$4,003	18,083	\$404

FOR THE MONTH ENDED DECEMBER 31, 2008

Line (a)	Description (b)	Promotional Allowances		Promotional Expenses	
		Number of Recipients (c)	Dollar Amount (d)	Number of Recipients (e)	Dollar Amount (f)
1	Rooms	27,994	\$906		
2	Food	78,937	1,313	2,361	35
3	Beverage	192,217	500		
4	Travel			7,024	142
5	Bus Program Cash	27,769	728		
6	Promotional Gaming Credits	76,893	3,438	0	0 *
7	Complimentary Cash Gifts	7,605	348	0	0 *
8	Entertainment	11,118	278	35	5
9	Retail & Non-Cash Gifts			1,151	58
10	Parking				
11	Other	1,782	27	9,054	242
12	Total	424,315	\$7,538	19,625	\$482

* - Recipients adjusted to conform with current year presentation.

Under penalties of perjury, I declare that I have examined this report, and to the best of my knowledge and belief, it is true and complete.

January 20, 2010

DATE



Gregory J. Sherbon

Vice President of Finance (008983-11)
TITLE (LICENSE NUMBER)

Bally's Park Place, Inc (Bally's Atlantic City)
MONTHLY SCHEDULE OF PROMOTIONAL
EXPENSES AND ALLOWANCES

FOR THE MONTH ENDED DECEMBER 31, 2009

(UNAUDITED)

(\$ IN THOUSANDS)

Line (a)	Description (b)	Promotional Allowances		Promotional Expenses	
		Number of Recipients (c)	Dollar Amount (d)	Number of Recipients (e)	Dollar Amount (f)
1	Rooms	86,174	\$2,356		
2	Food	120,847	1,842		
3	Beverage	683,305	1,367		
4	Travel			878	181
5	Bus Program Cash	438	9		
6	Promotional Gaming Credits	81,168	2,865		
7	Complimentary Cash Gifts	28,508	2,155		
8	Entertainment	3,995	20		
9	Retail & Non-Cash Gifts	7,818	283		
10	Parking				
11	Other	11,431	79	6,285	351
12	Total	1,023,684	\$10,976	7,163	\$532


FOR THE MONTH ENDED DECEMBER 31, 2008

Line (a)	Description (b)	Promotional Allowances		Promotional Expenses	
		Number of Recipients (c)	Dollar Amount (d)	Number of Recipients (e)	Dollar Amount (f)
1	Rooms	83,010	\$2,378		
2	Food	138,064	2,052		
3	Beverage	579,986	1,160		
4	Travel			1,066	174
5	Bus Program Cash	48,558	965		
6	Promotional Gaming Credits	30,802	1,351		
7	Complimentary Cash Gifts	71,267	2,137		
8	Entertainment	0	0		
9	Retail & Non-Cash Gifts	9,355	346		
10	Parking				
11	Other	990	91	6,468	283
12	Total	962,032	\$10,480	7,534	\$457

Under penalties of perjury, I declare that I have examined this report, and to the best of my knowledge and belief, it is true and complete.

January 20, 2010

DATE



Alex Figueras

7438-11

Vice President of Finance

BORGATA HOTEL, CASINO AND SPA MONTHLY SCHEDULE OF PROMOTIONAL EXPENSES AND ALLOWANCES

FOR THE MONTH ENDED DECEMBER 31, 2009

(UNAUDITED)
(\$ IN THOUSANDS)

Line (a)	Description (b)	Promotional Allowances		Promotional Expenses	
		Number of Recipients (c)	Dollar Amount (d)	Number of Recipients (e)	Dollar Amount (f)
1	Rooms	44,689	5,401		
2	Food	106,018	2,584	75,400	754
3	Beverage	534,883	1,738		
4	Travel			1,692	423
5	Bus Program Cash				
6	Promotional Gaming Credits	137,567	3,439		
7	Complimentary Cash Gifts	11,722	293		
8	Entertainment	5,282	211	90	9
9	Retail & Non-Cash Gifts	4,449	223	2,460	615
10	Parking				
11	Other	7,427	228	79,187	429
12	Total	852,037	\$14,117	158,829	2,230

Promotional Allowances - Other includes \$223K of Spa comps and \$2K change in Comp and Slot dollars earned but not redeemed.

FOR THE MONTH ENDED DECEMBER 31, 2008

Line (a)	Description (b)	Promotional Allowances		Promotional Expenses	
		Number of Recipients (c)	Dollar Amount (d)	Number of Recipients (e)	Dollar Amount (f)
1	Rooms	47,417	5,773		
2	Food	123,110	2,923	81,700	817
3	Beverage	533,076	1,732		
4	Travel			1,984	496
5	Bus Program Cash				
6	Promotional Gaming Credits	208,277	5,207		
7	Complimentary Cash Gifts	5,045	126		
8	Entertainment	6,528	261	130	13
9	Retail & Non-Cash Gifts	6,074	304	3,152	788
10	Parking				
11	Other	9,004	(2,202)	121,262	656
12	Total	938,531	\$14,124	208,228	2,770

Promotional Allowances - Other includes \$270K of Spa comps and (\$2,472K) change in Comp and Slot dollars earned but not redeemed.

* Prior year amounts were reclassified to conform with current year presentation.

Under penalties of perjury, I declare that I have examined this report, and to the best of my knowledge and belief, it is true and complete.

January 20, 2010

DATE



HUGH TURNER

Vice President of Finance 7833-11
TITLE (LICENSE NUMBER)

**BOARDWALK REGENCY CORPORATION
MONTHLY SCHEDULE OF PROMOTIONAL
EXPENSES AND ALLOWANCES**

FOR THE MONTH ENDED DECEMBER 31, 2009

(UNAUDITED)
(\$ IN THOUSANDS)


Line (a)	Description (b)	Promotional Allowances		Promotional Expenses	
		Number of Recipients (c)	Dollar Amount (d)	Number of Recipients (e)	Dollar Amount (f)
1	Rooms	50,384	\$2,038		
2	Food	48,271	1,648		
3	Beverage	492,525	985		
4	Travel			811	352
5	Bus Program Cash				
6	Promotional Gaming Credits	66,224	2,498		
7	Complimentary Cash Gifts	41,943	1,911		
8	Entertainment	1,088	107	1,028	223
9	Retail & Non-Cash Gifts	8,073	161	3,815	794
10	Parking				
11	Other	9,036	88	53,709	956
12	Total	717,544	\$9,436	59,363	\$2,325

FOR THE MONTH ENDED DECEMBER 31, 2008

Line (a)	Description (b)	Promotional Allowances		Promotional Expenses	
		Number of Recipients (c)	Dollar Amount (d)	Number of Recipients (e)	Dollar Amount (f)
1	Rooms	47,440	\$2,064		
2	Food	99,366	1,691		
3	Beverage	525,069	1,050		
4	Travel			1,069	464
5	Bus Program Cash	41,923	934		
6	Promotional Gaming Credits	47,049	1,293		
7	Complimentary Cash Gifts	32,460	2,330		
8	Entertainment			400	51
9	Retail & Non-Cash Gifts	7,357	147	3,553	802
10	Parking				
11	Other	217	41	44,777	798
12	Total	800,881	\$9,550	49,799	\$2,115

Under penalties of perjury, I declare that I have examined this report, and to the best of my knowledge and belief, it is true and complete.

January 20, 2010
DATE



Alex Figueras

Vice President of Finance 007438-11
TITLE (LICENSE NUMBER)

HARRAH'S CASINO HOTEL, ATLANTIC CITY MONTHLY SCHEDULE OF PROMOTIONAL EXPENSES AND ALLOWANCES

FOR THE MONTH ENDED DECEMBER 31, 2009

(UNAUDITED)

(\$ IN THOUSANDS)

Line (a)	Description (b)	Promotional Allowances		Promotional Expenses	
		Number of Recipients (c)	Dollar Amount (d)	Number of Recipients (e)	Dollar Amount (f)
1	Rooms	44,463	\$3,707		
2	Food	79,520	1,544		
3	Beverage	177,160	1,328		
4	Travel			2,864	938
5	Bus Program Cash	545	9		
6	Promotional Gaming Credits	75,511	3,264		
7	Complimentary Cash Gifts	51,744	2,339		
8	Entertainment	633	30		
9	Retail & Non-Cash Gifts	13,886	278		
10	Parking				
11	Other	9,312	85		
12	Total	452,774	\$12,584	2,864	\$938


FOR THE MONTH ENDED DECEMBER 31, 2008

Line (a)	Description (b)	Promotional Allowances		Promotional Expenses	
		Number of Recipients (c)	Dollar Amount (d)	Number of Recipients (e)	Dollar Amount (f)
1	Rooms	36,824	\$3,502		
2	Food	123,000	1,845		
3	Beverage	209,334	1,570		
4	Travel			9,556	946
5	Bus Program Cash	5,200	52		
6	Promotional Gaming Credits	129,360	3,234		
7	Complimentary Cash Gifts	186,438	2,662		
8	Entertainment	4,160	104		
9	Retail & Non-Cash Gifts	36,100	361		
10	Parking				
11	Other	9,600	96		
12	Total	740,016	\$13,426	9,556	\$946

Under penalties of perjury, I declare that I have examined this report, and to the best of my knowledge and belief, it is true and complete.

January 20, 2010

DATE



Mary Cheeks

Vice President of Finance 004960-1
TITLE (LICENSE NUMBER)

RESORTS INTERNATIONAL HOTEL, INC.
MONTHLY SCHEDULE OF PROMOTIONAL
EXPENSES AND ALLOWANCES
FOR THE MONTH ENDED DECEMBER 31, 2009

(UNAUDITED)
(\$ IN THOUSANDS)

Amended April 7, 2010

Line (a)	Description (b)	Promotional Allowances		Promotional Expenses	
		Number of Recipients (c)	Dollar Amount (d)	Number of Recipients (e)	Dollar Amount (f)
1	Rooms	12,689	\$775		
2	Food	44,456	583	5,409	189
3	Beverage	62,280	405		
4	Travel			2,752	124
5	Bus Program Cash	9,871	247		
6	Promotional Gaming Credits	35,584	1,461		
7	Complimentary Cash Gifts	29,503	719		
8	Entertainment	527	21	625	78
9	Retail & Non-Cash Gifts			2,926	337
10	Parking				
11	Other	276	4	2,266	57
12	Total	195,186	\$ 4,215	13,978	\$ 785

FOR THE MONTH ENDED DECEMBER 31, 2008

Line (a)	Description (b)	Promotional Allowances		Promotional Expenses	
		Number of Recipients (c)	Dollar Amount (d)	Number of Recipients (e)	Dollar Amount (f)
1	Rooms	16,477	\$1,021	0	\$0
2	Food	56,326	732	6,536	229
3	Beverage	140,588	519		
4	Travel			2,703	222
5	Bus Program Cash	10,219	307		
6	Promotional Gaming Credits	43,837	1,812		
7	Complimentary Cash Gifts	1,374	727		
8	Entertainment	3,891	97	92	77
9	Retail & Non-Cash Gifts			5,020	577
10	Parking				
11	Other	435	6	5,909	148
12	Total	273,147	\$ 5,221	20,260	\$ 1,253

* Amounts have been restated in order to conform to current classification.

Under penalties of perjury, I declare that I have examined this report, and to the best of my knowledge and belief, it is true and complete.

April 8, 2010

DATE



Lawrence J. McCabe

Director of Finance 003392-11

TITLE (LICENSE NUMBER)

ATLANTIC CITY SHOWBOAT MONTHLY SCHEDULE OF PROMOTIONAL EXPENSES AND ALLOWANCES

FOR THE MONTH ENDED DECEMBER 31, 2009

(UNAUDITED)
(\$ IN THOUSANDS)

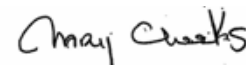
Line (a)	Description (b)	Promotional Allowances		Promotional Expenses	
		Number of Recipients (c)	Dollar Amount (d)	Number of Recipients (e)	Dollar Amount (f)
1	Rooms	22,030	\$1,690		
2	Food	88,092	1,180		
3	Beverage	584,557	863		
4	Travel			527	92
5	Bus Program Cash	1,254	41		
6	Promotional Gaming Credits	129,231	3,604		
7	Complimentary Cash Gifts	24,643	1,320		
8	Entertainment	483	22		
9	Retail & Non-Cash Gifts	8,746	131		
10	Parking				
11	Other	4,605	40	2,846	213
12	Total	863,641	\$8,891	3,373	\$305

FOR THE MONTH ENDED DECEMBER 31, 2008

Line (a)	Description (b)	Promotional Allowances		Promotional Expenses	
		Number of Recipients (c)	Dollar Amount (d)	Number of Recipients (e)	Dollar Amount (f)
1	Rooms	24,641	\$1,874		
2	Food	93,985	1,409		
3	Beverage	587,873	904		
4	Travel			580	102
5	Bus Program Cash	37,235	775		
6	Promotional Gaming Credits	55,901	1,670		
7	Complimentary Cash Gifts	27,716	1,124		
8	Entertainment	1,145	52		
9	Retail & Non-Cash Gifts	7,636	110		
10	Parking				
11	Other	3,915	34	2,480	186
12	Total	840,047	\$7,952	3,060	\$288

Under penalties of perjury, I declare that I have examined this report, and to the best of my knowledge and belief, it is true and complete.

January 20, 2010
DATE


Mary Cheeks

VP of Finance 004960-11
TITLE (LICENSE NUMBER)

TROPICANA CASINO AND RESORT MONTHLY SCHEDULE OF PROMOTIONAL EXPENSES AND ALLOWANCES

FOR THE MONTH ENDED DECEMBER 31, 2009

(UNAUDITED)
(\$ IN THOUSANDS)

Amended March 31, 201

Line (a)	Description (b)	Promotional Allowances		Promotional Expenses	
		Number of Recipients (c)	Dollar Amount (d)	Number of Recipients (e)	Dollar Amount (f)
1	Rooms	27,211	\$2,536		
2	Food	130,837	1,282	177,881	1,743
3	Beverage	628,380	725		
4	Travel			305	107
5	Bus Program Cash	21,521	40		
6	Promotional Gaming Credits	208,431	2,227		
7	Complimentary Cash Gifts	105,214	1,657		
8	Entertainment	29,850	60	811	16
9	Retail & Non-Cash Gifts			6,099	51
10	Parking			27,887	84
11	Other	93,350	134	8,358	83
12	Total	1,244,794	\$8,661	221,341	\$2,084

There are no complimentary services or items in Line 11 "Other" which exceeds 5% of that column's total
REVISED DUE TO A 2009 YEAR END AUDIT ADJUSTMENT

FOR THE MONTH ENDED DECEMBER 31, 2008

Line (a)	Description (b)	Promotional Allowances		Promotional Expenses	
		Number of Recipients (c)	Dollar Amount (d)	Number of Recipients (e)	Dollar Amount (f)
1	Rooms	28,701	\$2,683		
2	Food	150,418	1,474	24,228	237
3	Beverage	663,200	770		
4	Travel			575	201
5	Bus Program Cash	54,239	933		
6	Promotional Gaming Credits	82,220	1,263		
7	Complimentary Cash Gifts	30,558	656		
8	Entertainment	28,750	58	5,215	104
9	Retail & Non-Cash Gifts			22,860	214
10	Parking			29,269	88
11	Other	96,070	124	5,325	53
12	Total	1,134,156	\$7,961	87,472	\$897

There are no complimentary services or items in Line 11 "Other" which exceeds 5% of that column's total

Under penalties of perjury, I declare that I have examined this report, and to the best of my knowledge and belief, it is true and complete.

March 31, 2010

DATE



CHRISTINA BROOME

V.P. FINANCE (7571-11)
TITLE (LICENSE NUMBER)

TRUMP MARINA HOTEL CASINO MONTHLY SCHEDULE OF PROMOTIONAL EXPENSES AND ALLOWANCES

FOR THE MONTH ENDED DECEMBER 31, 2009

(UNAUDITED)

(\$ IN THOUSANDS)

Line (a)	Description (b)	Promotional Allowances		Promotional Expenses	
		Number of Recipients (c)	Dollar Amount (d)	Number of Recipients (e)	Dollar Amount (f)
1	Rooms	9,128	\$599		
2	Food	22,811	492		
3	Beverage	77,040	327		
4	Travel			381	76
5	Bus Program Cash	2,487	50		
6	Promotional Gaming Credits	42,450	825		
7	Complimentary Cash Gifts	24,815	466		
8	Entertainment			187	25
9	Retail & Non-Cash Gifts	5,081	140	17,858	309
10	Parking			29,805	89
11	Other	2,695	12	2,024	37
12	Total	186,507	\$2,911	50,255	\$536

FOR THE MONTH ENDED DECEMBER 31, 2008

Line (a)	Description (b)	Promotional Allowances		Promotional Expenses	
		Number of Recipients (c)	Dollar Amount (d)	Number of Recipients (e)	Dollar Amount (f)
1	Rooms	11,148	\$821		
2	Food	27,467	588		
3	Beverage	105,375	448		
4	Travel			671	193
5	Bus Program Cash	2,601	58		
6	Promotional Gaming Credits	44,488	1,255		
7	Complimentary Cash Gifts	37,343	1,068		
8	Entertainment			364	22
9	Retail & Non-Cash Gifts	5,753	171	20,608	660
10	Parking			40,573	122
11	Other	5,729	19	2,628	35
12	Total	239,904	\$4,428	64,844	\$1,032

Under penalties of perjury, I declare that I have examined this report, and to the best of my knowledge and belief, it is true and complete.

January 19, 2010

DATE



Daniel McFadden

Vice President of Finance (7167-11)
TITLE (LICENSE NUMBER)

TRUMP PLAZA HOTEL CASINO MONTHLY SCHEDULE OF PROMOTIONAL EXPENSES AND ALLOWANCES

FOR THE MONTH ENDED DECEMBER 31, 2009

(UNAUDITED)
(\$ IN THOUSANDS)

Line (a)	Description (b)	Promotional Allowances		Promotional Expenses	
		Number of Recipients (c)	Dollar Amount (d)	Number of Recipients (e)	Dollar Amount (f)
1	Rooms	12,964	983	0	(1)
2	Food	33,146	560		
3	Beverage	76,865	461		
4	Travel			748	112
5	Bus Program Cash	17,142	432		
6	Promotional Gaming Credits	11,577	516		
7	Complimentary Cash Gifts	24,473	625		
8	Entertainment	803	25	660	26
9	Retail & Non-Cash Gifts	1,729	86	14,914	614
10	Parking			17,892	54
11	Other	1,099	27	1,334	73
12	Total	179,798	\$3,715	35,548	\$878

FOR THE MONTH ENDED DECEMBER 31, 2008

Line (a)	Description (b)	Promotional Allowances		Promotional Expenses	
		Number of Recipients (c)	Dollar Amount (d)	Number of Recipients (e)	Dollar Amount (f)
1	Rooms	15,009	\$1,196	2	\$0
2	Food	42,850	810		
3	Beverage	95,692	574		
4	Travel			826	124
5	Bus Program Cash	18,224	409		
6	Promotional Gaming Credits*	14,489	420		
7	Complimentary Cash Gifts*	49,344	1,184		
8	Entertainment	8,253	241	686	28
9	Retail & Non-Cash Gifts	3,580	179	29,460	1,328
10	Parking			21,658	65
11	Other	736	19	1,555	22
12	Total*	248,177	\$5,032	54,187	\$1,567

* Amounts indicated with an asterisk have been restated to conform to the current presentation

Under penalties of perjury, I declare that I have examined this report, and to the best of my knowledge and belief, it is true and complete.

January 19, 2010

DATE



Daniel McFadden

Vice President of Finance (7167-11)
TITLE (LICENSE NUMBER)

TRUMP TAJ MAHAL ASSOCIATES, LLC
MONTHLY SCHEDULE OF PROMOTIONAL
EXPENSES AND ALLOWANCES

FOR THE MONTH ENDED DECEMBER 31, 2009

(UNAUDITED)

(\$ IN THOUSANDS)

Amended March 31, 2010

Line (a)	Description (b)	Promotional Allowances		Promotional Expenses	
		Number of Recipients (c)	Dollar Amount (d)	Number of Recipients (e)	Dollar Amount (f)
1	Rooms	33,715	\$2,466		
2	Food	90,078	1,556	3,317	220 *
3	Beverage	154,885	786		
4	Travel			2,164	427
5	Bus Program Cash	22,413	490		
6	Promotional Gaming Credits	105,725	1,602		
7	Complimentary Cash Gifts	85,102	1,504		
8	Entertainment	6,769	296	1,392	89
9	Retail & Non-Cash Gifts	8,113	462	20,402	348
10	Parking			45,020	135
11	Other	818	47	3,426	55 *
12	Total	507,618	\$9,209	75,721	\$1,274

FOR THE MONTH ENDED DECEMBER 31, 2008


Line (a)	Description (b)	Promotional Allowances		Promotional Expenses	
		Number of Recipients (c)	Dollar Amount (d)	Number of Recipients (e)	Dollar Amount (f)
1	Rooms	29,793	\$2,190		
2	Food	95,613	1,675	2,982	197 *
3	Beverage	146,257	758		
4	Travel			6,569	511
5	Bus Program Cash	19,483	413		
6	Promotional Gaming Credits	84,165	1,598		
7	Complimentary Cash Gifts	117,666	2,295		
8	Entertainment	4,453	169	1,693	106
9	Retail & Non-Cash Gifts	16,395	552	11,698	776
10	Parking			50,856	153
11	Other	1,293	141	5,183	86 *
12	Total	515,118	\$9,791	78,981	\$1,829

* Amounts indicated with an asterisk have been restated to conform to the current presentation

Under penalties of perjury, I declare that I have examined this report, and to the best of my knowledge and belief, it is true and complete.

March 30, 2010

 DATE



 James L. Wright

Director of Finance (003507-11)

 TITLE (LICENSE NUMBER)