

**ATLANTIC CITY CASINO INDUSTRY
PROMOTIONAL ALLOWANCES AND EXPENSES
For the Month Ended February 2010
(\$ in Thousands)**

	Monthly			Year To Date		
	<u>Allowances</u>	<u>Expenses</u>	<u>Total</u>	<u>Allowances</u>	<u>Expenses</u>	<u>Total</u>
AC Hilton	\$ 3,711	\$ 517	4,228	\$ 7,942	\$ 953	8,895
Bally's AC	11,152	453	11,605	24,160	924	25,084
Borgata	15,205	2,176	17,381	31,622	4,343	35,965
Caesars	10,242	982	11,224	20,187	2,170	22,357
Harrah's Marina Resorts	12,006	1,148	13,154	25,475	2,048	27,523
	3,919	623	4,542	8,878	1,480	10,358
Showboat	8,340	203	8,543	17,516	399	17,915
Tropicana	7,151	511	7,662	14,931	1,225	16,156
Trump Marina	2,896	456	3,352	6,355	862	7,217
Trump Plaza	3,663	704	4,367	7,584	1,606	9,190
Trump Taj Mahal	8,338	1,731	10,069	17,950	3,155	21,105
Industry	\$ 86,623	\$ 9,504	\$ 96,127	\$ 182,600	\$ 19,165	\$ 201,765
Incr (Decr) vs. Prior Period	-11.1%	-16.3%	-11.7%	-8.9%	-19.7%	-10.0%

**ATLANTIC CITY CASINO INDUSTRY
PROMOTIONAL ALLOWANCES AND EXPENSES
For the Month Ended February 2009
(\$ in Thousands)**

	Monthly			Year To Date		
	<u>Allowances</u>	<u>Expenses</u>	<u>Total</u>	<u>Allowances</u>	<u>Expenses</u>	<u>Total</u>
AC Hilton	\$ 7,159	\$ 388	7,547	\$ 15,735	\$ 629	16,364
Bally's AC	10,342	372	10,714	21,166	839	22,005
Borgata	15,935	2,373	18,308	33,716	4,914	38,630
Caesars	9,196	1,475	10,671	18,356	3,443	21,799
Harrah's Marina	11,220	814	12,034	23,289	1,701	24,990
Resorts	5,196	904	6,100	10,460	1,987	12,447
Showboat	8,074	199	8,273	15,959	362	16,321
Tropicana	9,446	1,094	10,540	18,549	1,801	20,350
Trump Marina	4,379	457	4,836	9,217	1,305	10,522
Trump Plaza	5,136	1,108	6,244	9,855	2,562	12,417
Trump Taj Mahal	11,399	2,172	13,571	24,081	4,316	28,397
Industry	\$ 97,482	\$ 11,356	\$ 108,838	\$ 200,383	\$ 23,859	\$ 224,242

RIH ACQUISITIONS NJ, LLC (Atlantic City Hilton)
MONTHLY SCHEDULE OF PROMOTIONAL
EXPENSES AND ALLOWANCES

FOR THE MONTH ENDED FEBRUARY 28, 2010

(UNAUDITED)

(\$ IN THOUSANDS)

Line (a)	Description (b)	Promotional Allowances		Promotional Expenses	
		Number of Recipients (c)	Dollar Amount (d)	Number of Recipients (e)	Dollar Amount (f)
1	Rooms	19,929	\$714		
2	Food	40,954	754	1,269	19
3	Beverage	152,473	397	3,630	9
4	Travel			11,175	211
5	Bus Program Cash	18,830	511		
6	Promotional Gaming Credits	21,416	1,039		
7	Complimentary Cash Gifts	4,317	266		
8	Entertainment	195	5	21	3
9	Retail & Non-Cash Gifts			625	32
10	Parking				
11	Other	1,693	25	7,543	243
12	Total	259,807	\$3,711	24,263	\$517

FOR THE MONTH ENDED FEBRUARY 28, 2009

Line (a)	Description (b)	Promotional Allowances		Promotional Expenses	
		Number of Recipients (c)	Dollar Amount (d)	Number of Recipients (e)	Dollar Amount (f)
1	Rooms	30,971	\$1,031		
2	Food	90,531	1,555	2,904	43
3	Beverage	221,092	575	0	0
4	Travel			6,776	145
5	Bus Program Cash	27,895	718		
6	Promotional Gaming Credits	18,443	2,546		
7	Complimentary Cash Gifts	2,883	398		
8	Entertainment	12,349	308	4	1
9	Retail & Non-Cash Gifts			690	34
10	Parking				
11	Other	1,903	28	328	165
12	Total	406,067	\$7,159	10,702	\$388

Under penalties of perjury, I declare that I have examined this report, and to the best of my knowledge and belief, it is true and complete.

March 22, 2010

DATE



Gregory J. Sherbon

Vice President of Finance (008983-11)
 TITLE (LICENSE NUMBER)

Bally's Park Place, Inc (Bally's Atlantic City)
MONTHLY SCHEDULE OF PROMOTIONAL
EXPENSES AND ALLOWANCES

FOR THE MONTH ENDED FEBRUARY 28, 2010

(UNAUDITED)

(\$ IN THOUSANDS)

Line (a)	Description (b)	Promotional Allowances		Promotional Expenses	
		Number of Recipients (c)	Dollar Amount (d)	Number of Recipients (e)	Dollar Amount (f)
1	Rooms	61,140	\$2,330		
2	Food	123,725	1,916		
3	Beverage	570,172	1,140		
4	Travel			1,188	237
5	Bus Program Cash	626	13		
6	Promotional Gaming Credits	76,834	3,234		
7	Complimentary Cash Gifts	35,239	2,036		
8	Entertainment	990	49		
9	Retail & Non-Cash Gifts	8,011	346		
10	Parking				
11	Other	12,645	88	1,487	216
12	Total	889,382	\$11,152	2,675	\$453


FOR THE MONTH ENDED FEBRUARY 28, 2009

Line (a)	Description (b)	Promotional Allowances		Promotional Expenses	
		Number of Recipients (c)	Dollar Amount (d)	Number of Recipients (e)	Dollar Amount (f)
1	Rooms	83,134	\$2,348		
2	Food	120,650	1,979		
3	Beverage	598,147	1,196		
4	Travel			1,024	165
5	Bus Program Cash	52,680	1,100		
6	Promotional Gaming Credits	42,862	1,432		
7	Complimentary Cash Gifts	34,753	1,850		
8	Entertainment	1,124	6		
9	Retail & Non-Cash Gifts	8,023	348		
10	Parking				
11	Other	790	83	5,576	207
12	Total	942,163	\$10,342	6,600	\$372

Under penalties of perjury, I declare that I have examined this report, and to the best of my knowledge and belief, it is true and complete.

March 22, 2010

DATE



Alex Figueras

7438-11

Vice President of Finance

BORGATA HOTEL, CASINO & SPA MONTHLY SCHEDULE OF PROMOTIONAL EXPENSES AND ALLOWANCES

FOR THE MONTH ENDED FEBRUARY 28, 2010

(UNAUDITED)
(\$ IN THOUSANDS)

Line (a)	Description (b)	Promotional Allowances		Promotional Expenses	
		Number of Recipients (c)	Dollar Amount (d)	Number of Recipients (e)	Dollar Amount (f)
1	Rooms	41,119	\$ 5,397		
2	Food	109,194	2,556	57,600	\$ 576
3	Beverage	502,615	1,634		
4	Travel			1,536	384
5	Bus Program Cash				
6	Promotional Gaming Credits	184,938	4,623		
7	Complimentary Cash Gifts	13,323	333		
8	Entertainment	7,644	306	780	78
9	Retail & Non-Cash Gifts	3,610	181	2,612	653
10	Parking				
11	Other	6,685	175	79,227	485
12	Total	869,128	\$ 15,205	141,755	\$ 2,176

Promotional Allowances - Other includes \$201K of Spa comps and (\$26K) change in Comp and Slot dollars earned but not redeemed

FOR THE MONTH ENDED FEBRUARY, 2009

Line (a)	Description (b)	Promotional Allowances		Promotional Expenses	
		Number of Recipients (c)	Dollar Amount (d)	Number of Recipients (e)	Dollar Amount (f)
1	Rooms	47,547	\$ 5,813		
2	Food	130,242	3,035	74,500	\$ 745
3	Beverage	571,025	1,856		
4	Travel			2,004	501
5	Bus Program Cash				
6	Promotional Gaming Credits	158,615	3,965		
7	Complimentary Cash Gifts	10,809	270		
8	Entertainment	8,531	341	180	18
9	Retail & Non-Cash Gifts	4,271	214	2,624	656
10	Parking				
11	Other	8,002	441	127,782	453
12	Total	939,042	\$ 15,935	207,090	\$ 2,373

Promotional Allowances - Other includes \$240K of Spa comps and \$201K change in Comp and Slot dollars earned but not redeemed

* Prior year amounts were reclassified to conform with current year presentation.

Under penalties of perjury, I declare that I have examined this report, and to the best of my knowledge and belief, it is true and complete.

March 22, 2010
DATE



HUGH TURNER

Vice President of Finance 7833-11
TITLE (LICENSE NUMBER)

**BOARDWALK REGENCY CORPORATION
MONTHLY SCHEDULE OF PROMOTIONAL
EXPENSES AND ALLOWANCES**

FOR THE MONTH ENDED FEBRUARY 28, 2010

(UNAUDITED)
(\$ IN THOUSANDS)

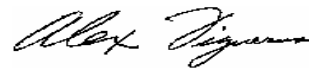
Line (a)	Description (b)	Promotional Allowances		Promotional Expenses	
		Number of Recipients (c)	Dollar Amount (d)	Number of Recipients (e)	Dollar Amount (f)
1	Rooms	44,996	\$1,899		
2	Food	39,223	1,336		
3	Beverage	442,790	886		
4	Travel			900	391
5	Bus Program Cash				
6	Promotional Gaming Credits	56,907	3,099		
7	Complimentary Cash Gifts	34,001	2,739		
8	Entertainment	698	52	342	108
9	Retail & Non-Cash Gifts	6,714	134		
10	Parking				
11	Other	9,427	97	27,098	483
12	Total	634,756	\$10,242	28,340	\$982

FOR THE MONTH ENDED FEBRUARY 28, 2009

Line (a)	Description (b)	Promotional Allowances		Promotional Expenses	
		Number of Recipients (c)	Dollar Amount (d)	Number of Recipients (e)	Dollar Amount (f)
1	Rooms	42,791	\$1,861		
2	Food	85,089	1,448		
3	Beverage	488,991	978		
4	Travel			942	409
5	Bus Program Cash	39,104	865		
6	Promotional Gaming Credits	60,394	1,404		
7	Complimentary Cash Gifts	30,620	2,395		
8	Entertainment	1,229	99	2	10
9	Retail & Non-Cash Gifts	5,336	107	2,878	471
10	Parking				
11	Other	203	39	32,816	585
12	Total	753,757	\$9,196	36,638	\$1,475

Under penalties of perjury, I declare that I have examined this report, and to the best of my knowledge and belief, it is true and complete.

MARCH 19, 2010
DATE



Alex Figueras

Vice President of Finance 007438-11
TITLE (LICENSE NUMBER)

HARRAH'S CASINO HOTEL, ATLANTIC CITY MONTHLY SCHEDULE OF PROMOTIONAL EXPENSES AND ALLOWANCES

FOR THE MONTH ENDED FEBRUARY 28, 2010

(UNAUDITED)

(\$ IN THOUSANDS)

Line (a)	Description (b)	Promotional Allowances		Promotional Expenses	
		Number of Recipients (c)	Dollar Amount (d)	Number of Recipients (e)	Dollar Amount (f)
1	Rooms	42,835	\$3,455		
2	Food	100,771	2,028		
3	Beverage	166,955	1,252		
4	Travel			3,877	1,148
5	Bus Program Cash	680	9		
6	Promotional Gaming Credits	69,819	2,578		
7	Complimentary Cash Gifts	32,618	2,258		
8	Entertainment	2,695	115		
9	Retail & Non-Cash Gifts	11,070	221		
10	Parking				
11	Other	11,810	90		
12	Total	439,253	\$12,006	3,877	\$1,148


FOR THE MONTH ENDED FEBRUARY 28, 2009

Line (a)	Description (b)	Promotional Allowances		Promotional Expenses	
		Number of Recipients (c)	Dollar Amount (d)	Number of Recipients (e)	Dollar Amount (f)
1	Rooms	43,731	\$3,589		
2	Food	93,933	1,797		
3	Beverage	171,650	1,287		
4	Travel			2,732	814
5	Bus Program Cash	761	22		
6	Promotional Gaming Credits	63,546	1,929		
7	Complimentary Cash Gifts	43,964	2,194		
8	Entertainment	1,467	69		
9	Retail & Non-Cash Gifts	12,044	241		
10	Parking				
11	Other	15,652	92		
12	Total	446,748	\$11,220	2,732	\$814

Under penalties of perjury, I declare that I have examined this report, and to the best of my knowledge and belief, it is true and complete.

March 19, 2010

DATE



Mary Cheeks

Vice President of Finance 004960-1
TITLE (LICENSE NUMBER)

**RESORTS INTERNATIONAL HOTEL, INC.
MONTHLY SCHEDULE OF PROMOTIONAL
EXPENSES AND ALLOWANCES**

FOR THE MONTH ENDED FEBRUARY 28, 2010

(UNAUDITED)
(\$ IN THOUSANDS)

Line (a)	Description (b)	Promotional Allowances		Promotional Expenses	
		Number of Recipients (c)	Dollar Amount (d)	Number of Recipients (e)	Dollar Amount (f)
1	Rooms	12,630	\$762		
2	Food	48,380	517	5,068	177
3	Beverage	64,524	419		
4	Travel			1,757	75
5	Bus Program Cash	377	24		
6	Promotional Gaming Credits	47,510	1,603		
7	Complimentary Cash Gifts	30,323	588		
8	Entertainment			226	28
9	Retail & Non-Cash Gifts			2,297	264
10	Parking				
11	Other	418	6	3,176	79
12	Total	204,162	\$3,919	12,524	\$623

FOR THE MONTH ENDED FEBRUARY 28, 2009

Line (a)	Description (b)	Promotional Allowances		Promotional Expenses	
		Number of Recipients (c)	Dollar Amount (d)	Number of Recipients (e)	Dollar Amount (f)
1	Rooms	15,852	\$980	16	\$3
2	Food	60,963	622	5,677	199
3	Beverage	49,574	496	0	0
4	Travel			2,567	105
5	Bus Program Cash	9,434	272		
6	Promotional Gaming Credits	56,691	2,059		
7	Complimentary Cash Gifts	31,886	712		
8	Entertainment	931	46	491	61
9	Retail & Non-Cash Gifts			3,953	455
10	Parking				
11	Other	654	9	3,226	81
12	Total	225,985	\$5,196	15,930	\$904

Under penalties of perjury, I declare that I have examined this report, and to the best of my knowledge and belief, it is true and complete.

March 19, 2010

DATE



Lawrence J, McCabe

Director of Finance 003392-11

TITLE (LICENSE NUMBER)

ATLANTIC CITY SHOWBOAT MONTHLY SCHEDULE OF PROMOTIONAL EXPENSES AND ALLOWANCES

FOR THE MONTH ENDED FEBRUARY 28, 2010

(UNAUDITED)
(\$ IN THOUSANDS)

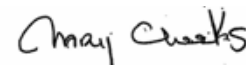
Line (a)	Description (b)	Promotional Allowances		Promotional Expenses	
		Number of Recipients (c)	Dollar Amount (d)	Number of Recipients (e)	Dollar Amount (f)
1	Rooms	22,090	\$1,693		
2	Food	90,282	\$1,209		
3	Beverage	672,420	\$991		
4	Travel			558	\$98
5	Bus Program Cash	1,858	\$54		
6	Promotional Gaming Credits	114,496	\$3,058		
7	Complimentary Cash Gifts	20,818	\$1,132		
8	Entertainment	819	\$43		
9	Retail & Non-Cash Gifts	6,126	\$102		
10	Parking				
11	Other	6,641	\$58	1,401	\$105
12	Total	935,550	\$8,340	1,959	\$203

FOR THE MONTH ENDED FEBRUARY 28, 2009

Line (a)	Description (b)	Promotional Allowances		Promotional Expenses	
		Number of Recipients (c)	Dollar Amount (d)	Number of Recipients (e)	Dollar Amount (f)
1	Rooms	23,942	\$1,835		
2	Food	103,591	\$1,387		
3	Beverage	603,245	\$934		
4	Travel			561	\$98
5	Bus Program Cash	50,180	\$1,019		
6	Promotional Gaming Credits	49,029	\$1,349		
7	Complimentary Cash Gifts	26,930	\$1,316		
8	Entertainment	2,053	\$108		
9	Retail & Non-Cash Gifts	5,290	\$88		
10	Parking				
11	Other	4,376	\$38	1,346	\$101
12	Total	868,636	\$8,074	1,907	\$199

Under penalties of perjury, I declare that I have examined this report, and to the best of my knowledge and belief, it is true and complete.

March 20, 2010
DATE


Mary Cheeks

VP of Finance 004960-11
TITLE (LICENSE NUMBER)

TROPICANA CASINO AND RESORT MONTHLY SCHEDULE OF PROMOTIONAL EXPENSES AND ALLOWANCES

FOR THE MONTH ENDED FEBRUARY 28, 2010

(UNAUDITED)
(\$ IN THOUSANDS)

Line (a)	Description (b)	Promotional Allowances		Promotional Expenses	
		Number of Recipients (c)	Dollar Amount (d)	Number of Recipients (e)	Dollar Amount (f)
1	Rooms	26,546	\$2,555		
2	Food	125,214	1,227	13,227	130
3	Beverage	564,100	611		
4	Travel			282	98
5	Bus Program Cash	383	19		
6	Promotional Gaming Credits	174,559	1,910		
7	Complimentary Cash Gifts	38,896	640		
8	Entertainment	24,450	49	179	4
9	Retail & Non-Cash Gifts			15,801	150
10	Parking			23,936	72
11	Other	93,690	140	5,753	57
12	Total	1,047,838	\$7,151	59,178	\$511

There are no complimentary services or items in Line 11 "Other" which exceeds 5% of that column's total

FOR THE MONTH ENDED FEBRUARY 28, 2009

Line (a)	Description (b)	Promotional Allowances		Promotional Expenses	
		Number of Recipients (c)	Dollar Amount (d)	Number of Recipients (e)	Dollar Amount (f)
1	Rooms	27,832	\$2,708		
2	Food	156,898	1,538	39,386	386
3	Beverage	728,800	852		
4	Travel			834	292
5	Bus Program Cash	60,073	972		
6	Promotional Gaming Credits	147,565	2,365		
7	Complimentary Cash Gifts	36,326	856		
8	Entertainment	17,600	35	3,444	69
9	Retail & Non-Cash Gifts			20,961	201
10	Parking			31,067	93
11	Other	92,120	120	5,256	53
12	Total	1,267,214	\$9,446	100,948	\$1,094

There are no complimentary services or items in Line 11 "Other" which exceeds 5% of that column's total

Under penalties of perjury, I declare that I have examined this report, and to the best of my knowledge and belief, it is true and complete.

February 19, 2010

DATE



CHRISTINA BROOME

V.P. FINANCE 7571-11

TRUMP MARINA HOTEL CASINO MONTHLY SCHEDULE OF PROMOTIONAL EXPENSES AND ALLOWANCES

FOR THE MONTH ENDED FEBRUARY 28, 2010

(UNAUDITED)

(\$ IN THOUSANDS)

Line (a)	Description (b)	Promotional Allowances		Promotional Expenses	
		Number of Recipients (c)	Dollar Amount (d)	Number of Recipients (e)	Dollar Amount (f)
1	Rooms	9,049	\$595		
2	Food	27,400	553		
3	Beverage	76,226	324		
4	Travel			363	133
5	Bus Program Cash	1,816	43		
6	Promotional Gaming Credits	39,106	840		
7	Complimentary Cash Gifts	21,981	431		
8	Entertainment			177	12
9	Retail & Non-Cash Gifts	4,780	98	13,321	192
10	Parking			24,642	74
11	Other	2,421	12	1,000	45
12	Total	182,779	\$2,896	39,503	\$456

FOR THE MONTH ENDED FEBRUARY 28, 2009

Line (a)	Description (b)	Promotional Allowances		Promotional Expenses	
		Number of Recipients (c)	Dollar Amount (d)	Number of Recipients (e)	Dollar Amount (f)
1	Rooms	10,985	\$823		
2	Food	33,187	658		
3	Beverage	90,748	386		
4	Travel			466	97
5	Bus Program Cash	2,915	67		
6	Promotional Gaming Credits	50,811	1,413		
7	Complimentary Cash Gifts	34,110	857		
8	Entertainment	1,095	24	306	26
9	Retail & Non-Cash Gifts	6,010	132	8,964	322
10	Parking			39,809	120
11	Other	3,735	19	1,324	(108)
12	Total	233,596	\$4,379	50,869	\$457

Under penalties of perjury, I declare that I have examined this report, and to the best of my knowledge and belief, it is true and complete.

March 18, 2010

DATE



Daniel McFadden

Vice President of Finance (7167-11)
TITLE (LICENSE NUMBER)

**TRUMP PLAZA HOTEL CASINO
MONTHLY SCHEDULE OF PROMOTIONAL
EXPENSES AND ALLOWANCES**

FOR THE MONTH ENDED FEBRUARY 28, 2010

(UNAUDITED)
(\$ IN THOUSANDS)

Line (a)	Description (b)	Promotional Allowances		Promotional Expenses	
		Number of Recipients (c)	Dollar Amount (d)	Number of Recipients (e)	Dollar Amount (f)
1	Rooms	12,617	933	29	3
2	Food	34,469	518		
3	Beverage	79,115	475		
4	Travel			488	73
5	Bus Program Cash	19,280	476		
6	Promotional Gaming Credits	10,689	460		
7	Complimentary Cash Gifts	22,868	661		
8	Entertainment	642	43	378	15
9	Retail & Non-Cash Gifts	1,684	84	14,351	521
10	Parking			15,671	47
11	Other	535	13	817	45
12	Total	181,899	\$3,663	31,734	\$704

FOR THE MONTH ENDED FEBRUARY 28, 2009

Line (a)	Description (b)	Promotional Allowances		Promotional Expenses	
		Number of Recipients (c)	Dollar Amount (d)	Number of Recipients (e)	Dollar Amount (f)
1	Rooms	14,191	\$1,096		
2	Food	42,344	716		
3	Beverage	91,494	549		
4	Travel			1,611	242
5	Bus Program Cash	24,454	547		
6	Promotional Gaming Credits	19,445	672		
7	Complimentary Cash Gifts	49,310	1,379		
8	Entertainment	991	54	662	26
9	Retail & Non-Cash Gifts	2,120	106	24,410	729
10	Parking			18,764	56
11	Other	685	17	849	55
12	Total	245,034	\$5,136	46,296	\$1,108

Under penalties of perjury, I declare that I have examined this report, and to the best of my knowledge and belief, it is true and complete.

March 18, 2010

DATE



Daniel McFadden

Vice President of Finance (7167-11)
TITLE (LICENSE NUMBER)

TRUMP TAJ MAHAL ASSOCIATES, LLC
MONTHLY SCHEDULE OF PROMOTIONAL
EXPENSES AND ALLOWANCES

FOR THE MONTH ENDED FEBRUARY 28, 2010

(UNAUDITED)
(\$ IN THOUSANDS)

Line (a)	Description (b)	Promotional Allowances		Promotional Expenses	
		Number of Recipients (c)	Dollar Amount (d)	Number of Recipients (e)	Dollar Amount (f)
1	Rooms	40,963	\$2,368		
2	Food	82,181	1,384	3,193	185
3	Beverage	141,903	717		
4	Travel			1,935	615
5	Bus Program Cash	16,909	422		
6	Promotional Gaming Credits	81,778	1,583		
7	Complimentary Cash Gifts	71,870	1,505		
8	Entertainment			1,388	221
9	Retail & Non-Cash Gifts	7,313	299	18,468	570
10	Parking			38,975	117
11	Other	740	60	3,881	23
12	Total	443,657	\$8,338	67,840	\$1,731

FOR THE MONTH ENDED FEBRUARY 28, 2009


Line (a)	Description (b)	Promotional Allowances		Promotional Expenses	
		Number of Recipients (c)	Dollar Amount (d)	Number of Recipients (e)	Dollar Amount (f)
1	Rooms	33,209	\$2,471		
2	Food	87,375	1,625	3,931	185 *
3	Beverage	138,185	701		
4	Travel			4,742	952
5	Bus Program Cash	24,229	531		
6	Promotional Gaming Credits	130,581	2,011		
7	Complimentary Cash Gifts	117,452	3,646		
8	Entertainment			2,021	189
9	Retail & Non-Cash Gifts	16,672	435	15,460	579
10	Parking			46,340	139
11	Other	809	(21)	4,968	128 *
12	Total	548,512	\$11,399	77,462	\$2,172

* Amounts indicated with an asterisk have been restated to conform to the current presentation

Under penalties of perjury, I declare that I have examined this report, and to the best of my knowledge and belief, it is true and complete.

March 19, 2010

DATE



James L. Wright

Director of Finance (003507-11)

TITLE (LICENSE NUMBER)