

**ATLANTIC CITY CASINO INDUSTRY  
PROMOTIONAL ALLOWANCES AND EXPENSES  
For the Month Ended November 2011  
(\$ in Thousands)**

	Monthly			Year To Date		
	Allowances	Expenses	Total	Allowances	Expenses	Total
ACH (Atlantic Club)	\$ 3,043	\$ 63	3,106	\$ 46,910	\$ 3,379	50,289
Bally's AC	10,361	683	11,044	130,992	6,651	137,643
Borgata	16,756	2,281	19,037	206,958	26,698	233,656
Caesars	9,632	1,276	10,908	116,095	12,897	128,992
Harrah's	13,160	1,611	14,771	149,737	18,856	168,593
Resorts (a)	5,046	1,189	6,235	65,248	13,945	79,193
Showboat	8,001	331	8,332	101,686	3,090	104,776
Tropicana (b)	8,996	749	9,745	102,254	7,518	109,772
Golden Nugget (c)	4,066	257	4,323	39,279	2,478	41,757
Trump Plaza	3,110	188	3,298	45,170	4,157	49,327
Trump Taj Mahal	8,851	1,430	10,281	111,222	11,738	122,960
<b>Industry</b>	<b>\$ 91,022</b>	<b>\$ 10,058</b>	<b>\$ 101,080</b>	<b>\$ 1,115,551</b>	<b>\$ 111,407</b>	<b>\$ 1,226,958</b>
Incr (Decr) vs. Prior Period	<b>-2.6%</b>	<b>-10.7%</b>	<b>-3.5%</b>	<b>-1.9%</b>	<b>-8.7%</b>	<b>-2.5%</b>

**ATLANTIC CITY CASINO INDUSTRY  
PROMOTIONAL ALLOWANCES AND EXPENSES  
For the Month Ended November 2010**

	Monthly			Year To Date		
	Allowances	Expenses	Total	Allowances	Expenses	Total
ACH (Atlantic Club)	\$ 3,435	\$ 462	\$ 3,897	\$ 54,931	\$ 5,804	\$ 60,735
Bally's AC	10,327	897	11,224	134,552	7,162	141,714
Borgata	16,728	2,101	18,829	194,658	24,685	219,343
Caesars	9,378	1,715	11,093	119,459	15,068	134,527
Harrah's	11,558	1,122	12,680	147,926	15,519	163,445
Resorts (a)	3,688	631	4,319	52,962	8,478	61,440
Showboat	8,532	241	8,773	108,005	2,679	110,684
Tropicana (b)	9,522	739	10,261	98,799	7,542	106,341
Trump Marina (c)	4,405	757	5,162	45,690	5,921	51,611
Trump Plaza	4,232	781	5,013	51,487	9,731	61,218
Trump Taj Mahal	11,694	1,812	13,506	128,379	19,402	147,781
<b>Industry</b>	<b>\$ 93,499</b>	<b>\$ 11,258</b>	<b>\$ 104,757</b>	<b>\$ 1,136,848</b>	<b>\$ 121,991</b>	<b>\$ 1,258,839</b>

(a) Results reflect Resorts under RIH, Inc. ownership through December 6, 2010 and DGMB, LLC thereafter.

(b) Results reflect Tropicana under Adamar of NJ ownership through March 7, 2010 and Tropicana Atlantic City Corp. thereafter.

(c) Results reflect Trump Marina through May 23, 2011 and Golden Nugget thereafter.

**(ACH) RIH ACQUISITIONS NJ, LLC  
MONTHLY SCHEDULE OF PROMOTIONAL  
EXPENSES AND ALLOWANCES (REVISED)**

FOR THE MONTH ENDED NOVEMBER 30, 2011

(UNAUDITED)

(\$ IN THOUSANDS)

Line (a)	Description (b)	Promotional Allowances		Promotional Expenses	
		Number of Recipients (c)	Dollar Amount (d)	Number of Recipients (e)	Dollar Amount (f)
1	Rooms	12,678	365		
2	Food	27,418	453	2,557	38
3	Beverage	98,779	256	3,488	9
4	Travel			1,568	42
5	Bus Program Cash	822	19		
6	Promotional Gaming Credits	50,566	1,913		
7	Complimentary Cash Gifts	617	24		
8	Entertainment			6	1
9	Retail & Non-Cash Gifts			432	22
10	Parking				
11	Other	891	13	2,152	(49)
12	Total	191,771	\$3,043	10,203	\$63

FOR THE MONTH ENDED NOVEMBER 30, 2010

Line (a)	Description (b)	Promotional Allowances		Promotional Expenses	
		Number of Recipients (c)	Dollar Amount (d)	Number of Recipients (e)	Dollar Amount (f)
1	Rooms	15,217	\$465		
2	Food	41,350	666	1,629	25
3	Beverage	137,942	359	3,017	7
4	Travel			9,256	185
5	Bus Program Cash	12,321	303		
6	Promotional Gaming Credits	19,060	1,602		
7	Complimentary Cash Gifts	41	11		
8	Entertainment	536	13	14	2
9	Retail & Non-Cash Gifts			626	31
10	Parking				
11	Other	1,038	16	6,681	212
12	Total	227,505	\$3,435	21,223	\$462

Under penalties of perjury, I declare that I have examined this report, and to the best of my knowledge and belief, it is true and complete.

December 20, 2011

DATE



Gregory J. Sherbon

Vice President of Finance (008983-11)  
TITLE (LICENSE NUMBER)

**DGE-145**

**Bally's Park Place, Inc (Bally's Atlantic City)**  
**MONTHLY SCHEDULE OF PROMOTIONAL**  
**EXPENSES AND ALLOWANCES**

FOR THE MONTH ENDED NOVEMBER 30, 2011

(UNAUDITED)  
(\$ IN THOUSANDS)

Line (a)	Description (b)	Promotional Allowances		Promotional Expenses	
		Number of Recipients (c)	Dollar Amount (d)	Number of Recipients (e)	Dollar Amount (f)
1	Rooms	62,034	\$2,298	0	\$0
2	Food	100,827	1,618	0	0
3	Beverage	638,459	1,277	0	0
4	Travel	0	0	1,011	245
5	Bus Program Cash	206	18	0	0
6	Promotional Gaming Credits	50,691	3,550	0	0
7	Complimentary Cash Gifts	21,811	1,207	0	0
8	Entertainment	4,421	99	1,712	140
9	Retail & Non-Cash Gifts	7,700	215	0	0
10	Parking	0	0	0	0
11	Other	12,522	79	2,119	298
12	Total	898,671	\$10,361	4,842	\$683


FOR THE MONTH ENDED NOVEMBER 30, 2010

Line (a)	Description (b)	Promotional Allowances		Promotional Expenses	
		Number of Recipients (c)	Dollar Amount (d)	Number of Recipients (e)	Dollar Amount (f)
1	Rooms	60,802	\$2,308	0	\$0
2	Food	110,099	1,743	0	0
3	Beverage	584,455	1,169	0	0
4	Travel	0	0	989	222
5	Bus Program Cash	884	18	0	0
6	Promotional Gaming Credits	90,382	3,832	0	0
7	Complimentary Cash Gifts	7,415	908	0	0
8	Entertainment	0	0	0	0
9	Retail & Non-Cash Gifts	8,429	271	0	0
10	Parking	0	0	0	0
11	Other	12,039	78	2,884	675
12	Total	874,505	\$10,327	3,873	\$897

Under penalties of perjury, I declare that I have examined this report, and to the best of my knowledge and belief, it is true and complete.

December 17, 2011

DATE



Karen Worman

6320-11

Vice President of Finance

**BORGATA HOTEL CASINO & SPA  
MONTHLY SCHEDULE OF PROMOTIONAL  
EXPENSES AND ALLOWANCES**

FOR THE MONTH ENDED NOVEMBER 30, 2011

(UNAUDITED)  
(\$ IN THOUSANDS)

Line (a)	Description (b)	Promotional Allowances		Promotional Expenses	
		Number of Recipients (c)	Dollar Amount (d)	Number of Recipients (e)	Dollar Amount (f)
1	Rooms	44,168	\$ 5,197		
2	Food	115,180	2,726	87,600	\$ 876
3	Beverage	497,474	1,617		
4	Travel			1,144	286
5	Bus Program Cash				
6	Promotional Gaming Credits	213,522	5,338		
7	Complimentary Cash Gifts	37,371	934		
8	Entertainment	9,961	399	50	5
9	Retail & Non-Cash Gifts	4,619	231	2,856	714
10	Parking				
11	Other	7,795	314	100,696	400
12	Total	930,090	\$ 16,756	192,346	\$ 2,281

\*Promotional Allowances - Other includes \$234K of Spa comps, \$55K of Comp room incidentals, and \$25K change in Comp and Slot dollars earned but not redeemed.

FOR THE MONTH ENDED NOVEMBER 30, 2010

Line (a)	Description (b)	Promotional Allowances		Promotional Expenses	
		Number of Recipients (c)	Dollar Amount (d)	Number of Recipients (e)	Dollar Amount (f)
1	Rooms	46,262	\$ 5,543		
2	Food	115,061	2,720	70,200	\$ 702
3	Beverage	541,226	1,759		
4	Travel			1,788	447
5	Bus Program Cash				
6	Promotional Gaming Credits	206,073	5,152		
7	Complimentary Cash Gifts	36,991	925		
8	Entertainment	10,013	400	370	37
9	Retail & Non-Cash Gifts	3,246	162	2,836	709
10	Parking				
11	Other	6,922	67	89,057	206
12	Total	965,794	\$ 16,728	164,251	\$ 2,101

\*Promotional Allowances - Other includes \$208K of Spa comps and \$(141K) change in Comp and Slot dollars earned but not redeemed.

Under penalties of perjury, I declare that I have examined this report, and to the best of my knowledge and belief, it is true and complete.

December 20, 2011

DATE



HUGH TURNER

Vice President of Finance 7833-11  
TITLE (LICENSE NUMBER)

# BOARDWALK REGENCY CORPORATION MONTHLY SCHEDULE OF PROMOTIONAL EXPENSES AND ALLOWANCES

FOR THE MONTH ENDED NOVEMBER 30, 2011

(UNAUDITED)

(\$ IN THOUSANDS)

Line (a)	Description (b)	Promotional Allowances		Promotional Expenses	
		Number of Recipients (c)	Dollar Amount (d)	Number of Recipients (e)	Dollar Amount (f)
1	Rooms	43,036	\$1,707		
2	Food	54,990	1,343		
3	Beverage	383,045	766		
4	Travel			1,557	454
5	Bus Program Cash	57	5		
6	Promotional Gaming Credits	52,295	3,406		
7	Complimentary Cash Gifts	27,745	2,015		
8	Entertainment	1,934	104	913	158
9	Retail & Non-Cash Gifts	9,777	195		
10	Parking				
11	Other	8,720	91	31,620	664
12	Total	581,599	\$9,632	34,090	\$1,276

FOR THE MONTH ENDED NOVEMBER 30, 2010

Line (a)	Description (b)	Promotional Allowances		Promotional Expenses	
		Number of Recipients (c)	Dollar Amount (d)	Number of Recipients (e)	Dollar Amount (f)
1	Rooms	42,324	\$1,739		
2	Food	36,629	1,489		
3	Beverage	431,148	862		
4	Travel			1,561	522
5	Bus Program Cash				
6	Promotional Gaming Credits	40,848	2,948		
7	Complimentary Cash Gifts	18,117	1,934		
8	Entertainment	1,865	105	2,196	522
9	Retail & Non-Cash Gifts	9,852	197		
10	Parking				
11	Other	9,881	104	23,302	671
12	Total	590,664	\$9,378	27,059	\$1,715

Under penalties of perjury, I declare that I have examined this report, and to the best of my knowledge and belief, it is true and complete.

December 20, 2011

DATE



Scott Noey

Financial Controller 009094-11  
TITLE (LICENSE NUMBER)

# HARRAH'S CASINO HOTEL, ATLANTIC CITY MONTHLY SCHEDULE OF PROMOTIONAL EXPENSES AND ALLOWANCES

FOR THE MONTH ENDED NOVEMBER 30, 2011

(UNAUDITED)

(\$ IN THOUSANDS)

Line (a)	Description (b)	Promotional Allowances		Promotional Expenses	
		Number of Recipients (c)	Dollar Amount (d)	Number of Recipients (e)	Dollar Amount (f)
1	Rooms	44,125	\$3,584		
2	Food	92,605	1,845		
3	Beverage	208,794	1,566		
4	Travel	0	0	5,305	1,611
5	Bus Program Cash	83	1		
6	Promotional Gaming Credits	128,433	4,495		
7	Complimentary Cash Gifts	21,637	1,074		
8	Entertainment	6,321	213		
9	Retail & Non-Cash Gifts	14,074	281		
10	Parking	0	0		
11	Other	13,919	101		
12	Total	529,991	\$13,160	5,305	\$1,611

FOR THE MONTH ENDED NOVEMBER 30, 2010

Line (a)	Description (b)	Promotional Allowances		Promotional Expenses	
		Number of Recipients (c)	Dollar Amount (d)	Number of Recipients (e)	Dollar Amount (f)
1	Rooms	42,921	\$3,460		
2	Food	104,049	2,146		
3	Beverage	185,074	1,388		
4	Travel	0	0	4,560	1,122
5	Bus Program Cash	980	7		
6	Promotional Gaming Credits	107,631	3,595		
7	Complimentary Cash Gifts	2,842	466		
8	Entertainment	2,882	107		
9	Retail & Non-Cash Gifts	14,192	284		
10	Parking	0	0		
11	Other	14,762	105		
12	Total	475,333	\$11,558	4,560	\$1,122

Under penalties of perjury, I declare that I have examined this report, and to the best of my knowledge and belief, it is true and complete.

December 20, 2011

DATE



Scott Noey

Financial Controller 009094-11  
TITLE (LICENSE NUMBER)

**DGMB CASINO, LLC**  
**MONTHLY SCHEDULE OF PROMOTIONAL**  
**EXPENSES AND ALLOWANCES**

FOR THE MONTH ENDED NOVEMBER 30, 2011

(UNAUDITED)  
(\$ IN THOUSANDS)

Line (a)	Description (b)	Promotional Allowances		Promotional Expenses	
		Number of Recipients (c)	Dollar Amount (d)	Number of Recipients (e)	Dollar Amount (f)
1	Rooms	14,255	\$892		
2	Food	25,482	945	6,452	226
3	Beverage	64,046	416		
4	Travel			7,742	356
5	Bus Program Cash	459	46		
6	Promotional Gaming Credits	75,928	2,014		
7	Complimentary Cash Gifts	33,190	447		
8	Entertainment	11,994	278	372	46
9	Retail & Non-Cash Gifts			2,207	254
10	Parking				
11	Other	532	8	12,284	307
12	Total	225,886	\$5,046	29,057	\$1,189

FOR THE MONTH ENDED NOVEMBER 30, 2010

Line (a)	Description (b)	Promotional Allowances		Promotional Expenses	
		Number of Recipients (c)	Dollar Amount (d)	Number of Recipients (e)	Dollar Amount (f)
1	Rooms				
2	Food				
3	Beverage				
4	Travel				
5	Bus Program Cash				
6	Promotional Gaming Credits				
7	Complimentary Cash Gifts				
8	Entertainment				
9	Retail & Non-Cash Gifts				
10	Parking				
11	Other				
12	Total	0	\$0	0	\$0

Under penalties of perjury, I declare that I have examined this report, and to the best of my knowledge and belief, it is true and complete.

December 20, 2011

DATE



Lawrence J, McCabe

Director of Finance 003392-11  
TITLE (LICENSE NUMBER)

**ATLANTIC CITY SHOWBOAT, INC**  
**MONTHLY SCHEDULE OF PROMOTIONAL**  
**EXPENSES AND ALLOWANCES**

FOR THE MONTH ENDED NOVEMBER 30, 2011

(UNAUDITED)  
(\$ IN THOUSANDS)

Line (a)	Description (b)	Promotional Allowances		Promotional Expenses	
		Number of Recipients (c)	Dollar Amount (d)	Number of Recipients (e)	Dollar Amount (f)
1	Rooms	21,261	\$1,631	0	\$0
2	Food	90,801	1,216	0	0
3	Beverage	528,875	798	0	0
4	Travel	0	0	716	125
5	Bus Program Cash	1,531	78	0	0
6	Promotional Gaming Credits	116,422	3,953	0	0
7	Complimentary Cash Gifts	11,443	193	0	0
8	Entertainment	852	19	568	70
9	Retail & Non-Cash Gifts	4,913	74	0	0
10	Parking	0	0	0	0
11	Other	4,546	39	2,177	136
12	Total	780,644	\$8,001	3,461	\$331

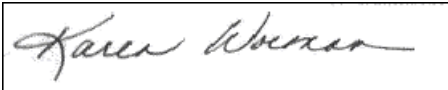
FOR THE MONTH ENDED NOVEMBER 30, 2010

Line (a)	Description (b)	Promotional Allowances		Promotional Expenses	
		Number of Recipients (c)	Dollar Amount (d)	Number of Recipients (e)	Dollar Amount (f)
1	Rooms	24,064	\$1,846	0	\$0
2	Food	92,468	1,238	0	0
3	Beverage	523,915	800	0	0
4	Travel	0	0	535	94
5	Bus Program Cash	1,567	72	0	0
6	Promotional Gaming Credits	126,039	4,319	0	0
7	Complimentary Cash Gifts	23	90	0	0
8	Entertainment	1,129	53	0	0
9	Retail & Non-Cash Gifts	4,905	73	0	0
10	Parking	0	0	0	0
11	Other	4,610	41	1,958	147
12	Total	778,720	\$8,532	2,493	\$241

Under penalties of perjury, I declare that I have examined this report, and to the best of my knowledge and belief, it is true and complete.

December 17, 2011

DATE



Karen Worman

Vice President of Finance (6320-11)

TITLE (LICENSE NUMBER)



# TROPICANA CASINO AND RESORT MONTHLY SCHEDULE OF PROMOTIONAL EXPENSES AND ALLOWANCES

FOR THE MONTH ENDED NOVEMBER 30, 2011

(UNAUDITED)  
(\$ IN THOUSANDS)

Line (a)	Description (b)	Promotional Allowances		Promotional Expenses	
		Number of Recipients (c)	Dollar Amount (d)	Number of Recipients (e)	Dollar Amount (f)
1	Rooms	33,620	\$2,693	0	\$0
2	Food	79,617	1,565	8,175	161
3	Beverage	526,424	686	0	0
4	Travel	0	0	538	162
5	Bus Program Cash	377	25	0	0
6	Promotional Gaming Credits	29,935	2,879	0	0
7	Complimentary Cash Gifts	19,047	998	0	0
8	Entertainment	9,547	48	355	39
9	Retail & Non-Cash Gifts	0	0	21,355	203
10	Parking	0	0	30,929	93
11	Other	20,013	102	9,140	91
12	Total	718,580	\$8,996	70,492	\$749

There are no complimentary services or items in Line 11 "Other" which exceeds 5% of that column's total

FOR THE MONTH ENDED NOVEMBER 30, 2010

Line (a)	Description (b)	Promotional Allowances		Promotional Expenses	
		Number of Recipients (c)	Dollar Amount (d)	Number of Recipients (e)	Dollar Amount (f)
1	Rooms	27,509	\$2,690	0	\$0
2	Food	235,483	1,267	26,976	154
3	Beverage	652,926	748	0	0
4	Travel	0	0	437	131
5	Bus Program Cash	402	33	0	0
6	Promotional Gaming Credits*	35,492	2,417	0	0
7	Complimentary Cash Gifts	53,010	2,162	0	0
8	Entertainment	14,558	72	435	34
9	Retail & Non-Cash Gifts	0	0	25,398	245
10	Parking	0	0	25,139	76
11	Other	23,002	133	9,885	99
12	Total	1,042,382	\$9,522	88,270	\$739

\* Recipients revised due to a change in system reporting

There are no complimentary services or items in Line 11 "Other" which exceeds 5% of that column's total

Under penalties of perjury, I declare that I have examined this report, and to the best of my knowledge and belief, it is true and complete.

December 20, 2011

DATE



CHRISTINA BROOME

V.P. FINANCE 7571-11

# GOLDEN NUGGET MONTHLY SCHEDULE OF PROMOTIONAL EXPENSES AND ALLOWANCES

FOR THE MONTH ENDED NOVEMBER 30, 2011

(UNAUDITED)  
(\$ IN THOUSANDS)

AMENDED JANUARY 20, 2012

Line (a)	Description (b)	Promotional Allowances		Promotional Expenses	
		Number of Recipients (c)	Dollar Amount (d)	Number of Recipients (e)	Dollar Amount (f)
1	Rooms	9,183	\$595	0	\$0
2	Food	16,965	305	6,833	123
3	Beverage	59,561	253	0	0
4	Travel	0	0	50	17
5	Bus Program Cash	0	0	0	0
6	Promotional Gaming Credits	38,560	1,361	0	0
7	Complimentary Cash Gifts	21,510	1,392	0	0
8	Entertainment	334	8	0	0
9	Retail & Non-Cash Gifts	11,204	147	0	0
10	Parking	0	0	39,051	117
11	Other	1,183	5	0	0
12	Total	158,500	\$4,066	45,934	\$257


FOR THE MONTH ENDED NOVEMBER 30, 2010

Line (a)	Description (b)	Promotional Allowances		Promotional Expenses	
		Number of Recipients (c)	Dollar Amount (d)	Number of Recipients (e)	Dollar Amount (f)
1	Rooms				
2	Food				
3	Beverage				
4	Travel				
5	Bus Program Cash				
6	Promotional Gaming Credits				
7	Complimentary Cash Gifts				
8	Entertainment				
9	Retail & Non-Cash Gifts				
10	Parking				
11	Other				
12	Total	0	\$0	0	\$0

Under penalties of perjury, I declare that I have examined this report, and to the best of my knowledge and belief, it is true and complete.

January 20, 2012

DATE



JOE UHING

CASINO CONTROLLER 2835-11  
TITLE (LICENSE NUMBER)

**TRUMP PLAZA HOTEL CASINO  
MONTHLY SCHEDULE OF PROMOTIONAL  
EXPENSES AND ALLOWANCES**

FOR THE MONTH ENDED NOVEMBER 30, 2011

(UNAUDITED)  
(\$ IN THOUSANDS)

Line (a)	Description (b)	Promotional Allowances		Promotional Expenses	
		Number of Recipients (c)	Dollar Amount (d)	Number of Recipients (e)	Dollar Amount (f)
1	Rooms	11,338	892	1	0
2	Food	17,997	256	0	0
3	Beverage	63,138	379	0	0
4	Travel	0	0	328	49
5	Bus Program Cash	401	21	0	0
6	Promotional Gaming Credits	54,924	1,408	0	0
7	Complimentary Cash Gifts	4,532	113	0	0
8	Entertainment	0	0	0	0
9	Retail & Non-Cash Gifts	711	36	8,361	122
10	Parking	0	0	10,491	31
11	Other	235	5	275	(14)
12	Total	153,276	\$3,110	19,456	\$188

FOR THE MONTH ENDED NOVEMBER 30, 2010

Line (a)	Description (b)	Promotional Allowances		Promotional Expenses	
		Number of Recipients (c)	Dollar Amount (d)	Number of Recipients (e)	Dollar Amount (f)
1	Rooms	12,630	\$1,037	8	\$1
2	Food	33,931	563	0	0
3	Beverage	75,776	455	0	0
4	Travel	0	0	1,057	159
5	Bus Program Cash	451	30	0	0
6	Promotional Gaming Credits	54,925	1,225	0	0
7	Complimentary Cash Gifts	31,172	749	0	0
8	Entertainment	1,902	53	1,082	43
9	Retail & Non-Cash Gifts	2,081	104	15,675	527
10	Parking	0	0	15,831	47
11	Other	646	16	780	4
12	Total	213,514	\$4,232	34,433	\$781

Under penalties of perjury, I declare that I have examined this report, and to the best of my knowledge and belief, it is true and complete.

December 20, 2011

DATE



Daniel McFadden

Vice President of Finance (7167-11)  
TITLE (LICENSE NUMBER)

**TRUMP TAJ MAHAL ASSOCIATES, LLC**  
**MONTHLY SCHEDULE OF PROMOTIONAL**  
**EXPENSES AND ALLOWANCES**

FOR THE MONTH ENDED NOVEMBER 30, 2011

(UNAUDITED)  
(\$ IN THOUSANDS)

Line (a)	Description (b)	Promotional Allowances		Promotional Expenses	
		Number of Recipients (c)	Dollar Amount (d)	Number of Recipients (e)	Dollar Amount (f)
1	Rooms	33,139	\$2,484		
2	Food	55,457	981	3,316	209
3	Beverage	164,540	802		
4	Travel			1,779	450
5	Bus Program Cash	4,697	105		
6	Promotional Gaming Credits	159,002	3,093		
7	Complimentary Cash Gifts	69,097	1,078		
8	Entertainment	2,135	138	1,744	189
9	Retail & Non-Cash Gifts	4,737	123	13,836	516
10	Parking			30,499	91
11	Other	669	47	2,838	(25)
12	Total	493,473	\$8,851	54,012	\$1,430

FOR THE MONTH ENDED NOVEMBER 30, 2010

Line (a)	Description (b)	Promotional Allowances		Promotional Expenses	
		Number of Recipients (c)	Dollar Amount (d)	Number of Recipients (e)	Dollar Amount (f)
1	Rooms	34,041	\$2,557		
2	Food	89,535	1,522	3,848	202
3	Beverage	153,521	770		
4	Travel			2,551	652
5	Bus Program Cash	2,838	23		
6	Promotional Gaming Credits	137,605	2,470		
7	Complimentary Cash Gifts	115,229	3,676		
8	Entertainment	2,471	133	1,669	141
9	Retail & Non-Cash Gifts	7,627	528	11,782	608
10	Parking			39,021	117
11	Other	579	15	4,078	92
12	Total	543,446	\$11,694	62,949	\$1,812

\* Amounts indicated with an asterisk have been restated to conform to the current presentation

Under penalties of perjury, I declare that I have examined this report, and to the best of my knowledge and belief, it is true and complete.

December 20, 2011  
DATE



Vice President of Finance (7167-11)  
TITLE (License #)