


**RIH ACQUISITIONS NJ, LLC (Atlantic City Hilton)  
QUARTERLY REPORT**

**FOR THE QUARTER ENDED DECEMBER 31,2007**

**SUBMITTED TO THE  
CASINO CONTROL COMMISSION  
OF THE  
STATE OF NEW JERSEY**



**DIVISION OF FINANCIAL EVALUATION  
REPORTING MANUAL**

# RIH ACQUISITIONS NJ, LLC (Atlantic City Hilton)

## BALANCE SHEETS

AS OF DECEMBER 31, 2007 AND 2006

(UNAUDITED)  
(\$ IN THOUSANDS)

| Line<br>(a) | Description<br>(b)   | Notes   | 2007<br>(c) | 2006<br>(d) |
|-------------|--|---------|-------------|-------------|
|             | <u>ASSETS:</u>   |         |             |             |
|             | Current Assets:  |         |             |             |
| 1           | Cash and Cash Equivalents.....   |         | \$15,531    | \$17,127    |
| 2           | Short-Term Investments.....  |         | 0           | 0           |
| 3           | Receivables and Patrons' Checks (Net of Allowance for<br>Doubtful Accounts - 2007, \$4,916 ; 2006, \$2,596)..... | Note 3  | 101,829     | 121,579     |
| 4           | Inventories .....  |         | 2,341       | 2,102       |
| 5           | Other Current Assets.....  |         | 7,593       | 7,416       |
| 6           | Total Current Assets.....  |         | 127,294     | 148,224     |
| 7           | Investments, Advances, and Receivables.....  | Note 4  | 13,634      | 12,465      |
| 8           | Property and Equipment - Gross.....  |         | 380,629     | 373,352     |
| 9           | Less: Accumulated Depreciation and Amortization.....   |         | (49,096)    | (32,067)    |
| 10          | Property and Equipment - Net.....  | Note 5  | 331,533     | 341,285     |
| 11          | Other Assets.....  | Note 6  | 86,313      | 89,172      |
| 12          | Total Assets.....  |         | \$558,774   | \$591,146   |
|             | <u>LIABILITIES AND EQUITY:</u>   |         |             |             |
|             | Current Liabilities:   |         |             |             |
| 13          | Accounts Payable.....  |         | \$7,438     | \$11,742    |
| 14          | Notes Payable.....   |         | 0           | 0           |
|             | Current Portion of Long-Term Debt:   |         |             |             |
| 15          | Due to Affiliates.....   |         | 0           | 0           |
| 16          | External.....  |         | 106         | 96          |
| 17          | Income Taxes Payable and Accrued.....  | Note 10 | 0           | 0           |
| 18          | Other Accrued Expenses.....  | Note 7  | 19,916      | 21,032      |
| 19          | Other Current Liabilities.....   | Note 8  | 3,311       | 3,026       |
| 20          | Total Current Liabilities.....   |         | 30,771      | 35,896      |
|             | Long-Term Debt:  |         |             |             |
| 21          | Due to Affiliates.....   | Note 9  | 348,207     | 405,330     |
| 22          | External.....  |         | 38          | 144         |
| 23          | Deferred Credits .....   |         | 0           | 0           |
| 24          | Other Liabilities.....   | Note 6  | 298         | 500         |
| 25          | Commitments and Contingencies.....   |         | 0           | 0           |
| 26          | Total Liabilities.....   |         | 379,314     | 441,870     |
| 27          | Stockholders', Partners', or Proprietor's Equity.....  |         | 179,460     | 149,276     |
| 28          | Total Liabilities and Equity.....  |         | \$558,774   | \$591,146   |

The accompanying notes are an integral part of the financial statements.  
Valid comparisons cannot be made without using information contained in the notes.

# RIH ACQUISITIONS NJ, LLC (Atlantic City Hilton)

## STATEMENTS OF INCOME

FOR THE TWELVE MONTHS ENDED DECEMBER 31, 2007 AND 2006

(UNAUDITED)

(\$ IN THOUSANDS)

| Line<br>(a) | Description<br>(b)   | Notes   | 2007<br>(c) | 2006<br>(d) |
|-------------|--|---------|-------------|-------------|
|             | Revenue:   |         |             |             |
| 1           | Casino.....  |         | \$301,665   | \$327,523   |
| 2           | Rooms.....   |         | 21,625      | 22,901      |
| 3           | Food and Beverage.....   |         | 42,750      | 43,980      |
| 4           | Other.....   |         | 11,374      | 13,416      |
| 5           | Total Revenue.....   |         | 377,414     | 407,820     |
| 6           | Less: Promotional Allowances.....  |         | 109,800     | 113,549     |
| 7           | Net Revenue.....   |         | 267,614     | 294,271     |
|             | Costs and Expenses:  |         |             |             |
| 8           | Cost of Goods and Services.....  |         | 186,413     | 192,781     |
| 9           | Selling, General, and Administrative.....                                |         | 46,483      | 47,828 *    |
| 10          | Provision for Doubtful Accounts.....                                     |         | 3,237       | 1,865       |
| 11          | Total Costs and Expenses.....  |         | 236,133     | 242,474     |
| 12          | Gross Operating Profit.....  |         | 31,481      | 51,797      |
| 13          | Depreciation and Amortization.....                                       |         | 18,783      | 22,142      |
|             | Charges from Affiliates Other than Interest:                             |         |             |             |
| 14          | Management Fees.....   |         | 0           | 0           |
| 15          | Other.....   |         | 4,472       | 5,734 *     |
| 16          | Income (Loss) from Operations.....                                       |         | 8,226       | 23,921      |
|             | Other Income (Expenses):   |         |             |             |
| 17          | Interest Expense - Affiliates.....                                       |         | (34,137)    | (6,902)     |
| 18          | Interest Expense - External.....   |         | (7)         | (100)       |
| 19          | CRDA Related Income (Expense) - Net.....                                 |         | (1,622)     | (1,270)     |
| 20          | Nonoperating Income (Expense) - Net.....                                 | Note 5  | 779         | 43,524      |
| 21          | Total Other Income (Expenses).....                                       |         | (34,987)    | 35,252      |
| 22          | Income (Loss) Before Taxes and Extraordinary Items.....                  |         | (26,761)    | 59,173      |
| 23          | Provision (Credit) for Income Taxes.....                                 | Note 10 | 178         | 2,024       |
| 24          | Income (Loss) Before Extraordinary Items.....                            |         | (26,939)    | 57,149      |
| 25          | Extraordinary Items (Net of Income Taxes -<br>2006, \$0; 2005, \$0)..... |         | 0           | 0           |
| 26          | Net Income (Loss).....   |         | (\$26,939)  | \$57,149    |

\* Reclassifications have been made to 2006 to conform to 2007 presentation

The accompanying notes are an integral part of the financial statements.

Valid comparisons cannot be made without using information contained in the notes.

# RIH ACQUISITIONS NJ, LLC (Atlantic City Hilton)

## STATEMENTS OF INCOME

FOR THE THREE MONTHS ENDED DECEMBER 31, 2007 AND 2006

(UNAUDITED)  
(\$ IN THOUSANDS)

| Line<br>(a) | Description<br>(b)   | Notes   | 2007<br>(c) | 2006<br>(d) |
|-------------|--|---------|-------------|-------------|
|             | Revenue:   |         |             |             |
| 1           | Casino.....  |         | \$67,552    | \$76,581    |
| 2           | Rooms.....   |         | 5,094       | 5,217       |
| 3           | Food and Beverage.....   |         | 9,848       | 10,302      |
| 4           | Other.....   |         | 2,417       | 3,789       |
| 5           | Total Revenue.....   |         | 84,911      | 95,889      |
| 6           | Less: Promotional Allowances.....  |         | 24,607      | 26,313      |
| 7           | Net Revenue.....   |         | 60,304      | 69,576      |
|             | Costs and Expenses:  |         |             |             |
| 8           | Cost of Goods and Services.....  |         | 44,485      | 47,731      |
| 9           | Selling, General, and Administrative.....                                |         | 12,412      | 13,153      |
| 10          | Provision for Doubtful Accounts.....                                     |         | 992         | 543         |
| 11          | Total Costs and Expenses.....  |         | 57,889      | 61,427      |
| 12          | Gross Operating Profit.....  |         | 2,415       | 8,149       |
| 13          | Depreciation and Amortization.....                                       |         | 4,336       | 6,522       |
|             | Charges from Affiliates Other than Interest:                             |         |             |             |
| 14          | Management Fees.....   |         | 0           | 0           |
| 15          | Other.....   |         | 1,414       | 2,747       |
| 16          | Income (Loss) from Operations.....                                       |         | (3,335)     | (1,120)     |
|             | Other Income (Expenses):   |         |             |             |
| 17          | Interest Expense - Affiliates.....                                       |         | (7,700)     | (6,902)     |
| 18          | Interest Expense - External.....   |         | 6           | (36)        |
| 19          | CRDA Related Income (Expense) - Net.....                                 |         | (636)       | (285)       |
| 20          | Nonoperating Income (Expense) - Net.....                                 | Note 5  | 176         | 43,066      |
| 21          | Total Other Income (Expenses).....                                       |         | (8,154)     | 35,843      |
| 22          | Income (Loss) Before Taxes and Extraordinary Items.....                  |         | (11,489)    | 34,723      |
| 23          | Provision (Credit) for Income Taxes.....                                 | Note 10 | 138         | 423         |
| 24          | Income (Loss) Before Extraordinary Items.....                            |         | (11,627)    | 34,300      |
| 25          | Extraordinary Items (Net of Income Taxes -<br>2006, \$0; 2005, \$0)..... |         | 0           | 0           |
| 26          | Net Income (Loss).....   |         | (\$11,627)  | \$34,300    |

\* Reclassifications have been made to 2006 to conform to 2007 presentation

The accompanying notes are an integral part of the financial statements.  
Valid comparisons cannot be made without using information contained in the notes.

# RIH ACQUISITIONS NJ, LLC (Atlantic City Hilton)

## STATEMENTS OF CHANGES IN PARTNERS', PROPRIETOR'S OR MEMBERS' EQUITY

FOR THE TWELVE MONTHS ENDED DECEMBER 31, 2006  
AND THE TWELVE MONTHS ENDED DECEMBER 31, 2007

(UNAUDITED)  
(\$ IN THOUSANDS)

| Line<br>(a) | Description<br>(b)              | Notes | Contributed<br>Capital<br>(c) | Accumulated<br>Earnings<br>(Deficit)<br>(d) | (e) | Total<br>Equity<br>(Deficit)<br>(f) |
|-------------|---------------------------------|-------|-------------------------------|---|-----|-------------------------------------|
| 1           | Balance, December 31, 2005..... |       | \$486,681                     | \$10,776                                    |     | \$497,457                           |
| 2           | Net Income (Loss) - 2006.....   |       |                               | 57,149                                      |     | 57,149                              |
| 3           | Capital Contributions.....      |       |                               |   |     | 0                                   |
| 4           | Capital Withdrawals.....        |       |                               |   |     | 0                                   |
| 5           | Partnership Distributions.....  |       |                               |   |     | 0                                   |
| 6           | Prior Period Adjustments.....   |       |                               |   |     | 0                                   |
| 7           | Redemption of Capital           |       | (405,330)                     |   |     | (405,330)                           |
| 8           |                                 |       |                               |   |     | 0                                   |
| 9           |                                 |       |                               |   |     | 0                                   |
| 10          | Balance, December 31, 2006..... |       | 81,351                        | 67,925                                      | 0   | 149,276                             |
| 11          | Net Income (Loss) - 2007.....   |       |                               | (26,939)                                    |     | (26,939)                            |
| 12          | Capital Contributions.....      |       | 57,123                        |   |     | 57,123                              |
| 13          | Capital Withdrawals.....        |       |                               |   |     | 0                                   |
| 14          | Partnership Distributions.....  |       |                               |   |     | 0                                   |
| 15          | Prior Period Adjustments.....   |       |                               |   |     | 0                                   |
| 16          |                                 |       |                               |   |     | 0                                   |
| 17          |                                 |       |                               |   |     | 0                                   |
| 18          |                                 |       |                               |   |     | 0                                   |
| 19          | Balance, December 31, 2007..... |       | \$138,474                     | \$40,986                                    | \$0 | \$179,460                           |

The accompanying notes are an integral part of the financial statements.  
Valid comparisons cannot be made without using information contained in the notes.

# RIH ACQUISITIONS NJ, LLC (Atlantic City Hilton)

## STATEMENTS OF CASH FLOWS

FOR THE TWELVE MONTHS ENDED DECEMBER 31, 2007 AND 2006

(UNAUDITED)

(\$ IN THOUSANDS)

| Line<br>(a) | Description<br>(b)   | Notes | 2007<br>(c) | 2006<br>(d) |
|-------------|--|-------|-------------|-------------|
| 1           | CASH PROVIDED (USED) BY OPERATING ACTIVITIES..               |       | (\$7,358)   | \$35,527    |
|             | CASH FLOWS FROM INVESTING ACTIVITIES:                        |       |             |             |
| 2           | Purchase of Short-Term Investments .....                     |       | 0           | 0           |
| 3           | Proceeds from the Sale of Short-Term Investments .....       |       | 0           | 0           |
| 4           | Cash Outflows for Property and Equipment.....                |       | (8,818)     | (11,260)    |
| 5           | Proceeds from Disposition of Property and Equipment.....     |       | 91          | 76,938      |
| 6           | CRDA Obligations .....                                       |       | (3,925)     | (4,011)     |
| 7           | Other Investments, Loans and Advances made.....              |       | 0           |             |
| 8           | Proceeds from Other Investments, Loans, and Advances .....   |       | 0           |             |
| 9           | Cash Outflows to Acquire Business Entities.....              |       | 0           | 0           |
| 10          |  |       | 0           | 0           |
| 11          |  |       | 0           | 0           |
| 12          | Net Cash Provided (Used) By Investing Activities.....        |       | (12,652)    | 61,667      |
|             | CASH FLOWS FROM FINANCING ACTIVITIES:                        |       |             |             |
| 13          | Proceeds from Short-Term Debt .....                          |       | 0           | 0           |
| 14          | Payments to Settle Short-Term Debt.....                      |       | (96)        | (58)        |
| 15          | Proceeds from Long-Term Debt .....                           |       | 0           | 0           |
| 16          | Costs of Issuing Debt.....                                   |       | 0           | 0           |
| 17          | Payments to Settle Long-Term Debt.....                       |       | 0           | 0           |
| 18          | Cash Proceeds from Issuing Stock or Capital Contributions... |       | 0           | 0           |
| 19          | Purchases of Treasury Stock.....                             |       | 0           | 0           |
| 20          | Payments of Dividends or Capital Withdrawals.....            |       | 0           | 0           |
| 21          | Changes in receivables from affiliates.....                  |       | 18,510      | (94,295)    |
| 22          |  |       | 0           | 0           |
| 23          | Net Cash Provided (Used) By Financing Activities.....        |       | 18,414      | (94,353)    |
| 24          | Net Increase (Decrease) in Cash and Cash Equivalents.....    |       | (1,596)     | 2,841       |
| 25          | Cash and Cash Equivalents at Beginning of Period.....        |       | 17,127      | 14,286      |
| 26          | Cash and Cash Equivalents at End of Period.....              |       | \$15,531    | \$17,127    |
|             | CASH PAID DURING PERIOD FOR:                                 |       |             |             |
| 27          | Interest (Net of Amount Capitalized).....                    |       | \$20        | \$18        |
| 28          | Income Taxes.....  |       | \$178       | \$2,001     |

The accompanying notes are an integral part of the financial statements.  
Valid comparisons cannot be made without using information contained in the notes.

# RIH ACQUISITIONS NJ, LLC (Atlantic City Hilton)

## STATEMENTS OF CASH FLOWS

FOR THE TWELVE MONTHS ENDED DECEMBER 31, 2007 AND 2006

(UNAUDITED)

(\$ IN THOUSANDS)

| Line<br>(a) | Description<br>(b)   | Notes | 2007<br>(c) | 2006<br>(d) |
|-------------|--|-------|-------------|-------------|
|             | <b>CASH FLOWS FROM OPERATING ACTIVITIES:</b>                 |       |             |             |
| 29          | Net Income (Loss).....                                       |       | (\$26,939)  | \$57,149    |
| 30          | Depreciation and Amortization of Property and Equipment..... |       | 17,108      | 20,532      |
| 31          | Amortization of Other Assets.....                            |       | 1,675       | 1,610       |
| 32          | Amortization of Debt Discount or Premium.....                |       | 0           | 293         |
| 33          | Deferred Income Taxes - Current .....                        |       | 0           | 0           |
| 34          | Deferred Income Taxes - Noncurrent .....                     |       | 0           | 0           |
| 35          | (Gain) Loss on Disposition of Property and Equipment.....    |       | (89)        | (42,888)    |
| 36          | (Gain) Loss on CRDA-Related Obligations.....                 |       | 1,622       | 1,270       |
| 37          | (Gain) Loss from Other Investment Activities.....            |       | 0           | 0           |
| 38          | (Increase) Decrease in Receivables and Patrons' Checks ..... |       | 1,069       | (3,392)     |
| 39          | (Increase) Decrease in Inventories .....                     |       | (239)       | (254)       |
| 40          | (Increase) Decrease in Other Current Assets.....             |       | (177)       | (2,594)     |
| 41          | (Increase) Decrease in Other Assets.....                     |       | 2,227       | (919)       |
| 42          | Increase (Decrease) in Accounts Payable.....                 |       | (2,695)     | 105         |
| 43          | Increase (Decrease) in Other Current Liabilities .....       |       | (718)       | 4,115       |
| 44          | Increase (Decrease) in Other Liabilities .....               |       | (202)       | 500         |
| 45          |  |       | 0           | 0           |
| 46          |  |       | 0           | 0           |
| 47          | Net Cash Provided (Used) By Operating Activities.....        |       | (\$7,358)   | \$35,527    |

### SUPPLEMENTAL DISCLOSURE OF CASH FLOW INFORMATION

|    |  |  |           |            |
|----|--|--|-----------|------------|
|    | <b>ACQUISITION OF PROPERTY AND EQUIPMENT:</b>                  |  |           |            |
| 48 | Additions to Property and Equipment.....                       |  | (\$8,818) | (\$11,558) |
| 49 | Less: Capital Lease Obligations Incurred.....                  |  | 0         | 298        |
| 50 | Cash Outflows for Property and Equipment.....                  |  | (\$8,818) | (\$11,260) |
|    | <b>ACQUISITION OF BUSINESS ENTITIES:</b>                       |  |           |            |
| 51 | Property and Equipment Acquired.....                           |  | \$0       | \$0        |
| 52 | Goodwill Acquired.....   |  | 0         | 0          |
| 53 | Other Assets Acquired - net .....                              |  | 0         | 0          |
| 54 | Long-Term Debt Assumed.....                                    |  | 0         | 0          |
| 55 | Issuance of Stock or Capital Invested.....                     |  | 0         | 0          |
| 56 | Cash Outflows to Acquire Business Entities.....                |  | \$0       | \$0        |
|    | <b>STOCK ISSUED OR CAPITAL CONTRIBUTIONS:</b>                  |  |           |            |
| 57 | Total Issuances of Stock or Capital Contributions.....         |  | \$57,123  | \$0        |
| 58 | Less: Issuances to Settle Long-Term Debt.....                  |  | (57,123)  | 0          |
| 59 | Consideration in Acquisition of Business Entities.....         |  | 0         | 0          |
| 60 | Cash Proceeds from Issuing Stock or Capital Contributions..... |  | \$0       | \$0        |

The accompanying notes are an integral part of the financial statements.  
Valid comparisons cannot be made without using information contained in the notes.

**RIH ACQUISITIONS NJ, LLC (Atlantic City Hilton)**  
**SCHEDULE OF PROMOTIONAL**  
**EXPENSES AND ALLOWANCES**

FOR THE TWELVE MONTHS ENDED DECEMBER 31, 2007

(UNAUDITED)  
(\$ IN THOUSANDS)

| Line<br>(a) | Description<br>(b)         | Promotional Allowances         |                         | Promotional Expenses           |                         |
|-------------|----------------------------|--------------------------------|-------------------------|--------------------------------|-------------------------|
|             |                            | Number of<br>Recipients<br>(c) | Dollar<br>Amount<br>(d) | Number of<br>Recipients<br>(e) | Dollar<br>Amount<br>(f) |
| 1           | Rooms                      | 454,282                        | \$18,132                | 331                            | \$66                    |
| 2           | Food                       | 1,285,966                      | 23,940                  | 70,150                         | 1,362                   |
| 3           | Beverage                   | 4,006,441                      | 10,417                  | 0                              | 0                       |
| 4           | Travel                     | 0                              | 0                       | 132,456                        | 2,910                   |
| 5           | Bus Program Cash           | 663,153                        | 15,112                  | 0                              | 0                       |
| 6           | Other Cash Complimentaries | 488,378                        | 36,195                  | 0                              | 0                       |
| 7           | Entertainment              | 219,811                        | 5,495                   | 2,263                          | 283                     |
| 8           | Retail & Non-Cash Gifts    | 292                            | 9                       | 296,568                        | 1,921                   |
| 9           | Parking                    | 0                              | 0                       | 0                              | 0                       |
| 10          | Other                      | 33,352                         | 500                     | 43,769                         | 4,234 *                 |
| 11          | Total                      | 7,151,675                      | \$109,800               | 545,537                        | \$10,776                |

FOR THE THREE MONTHS ENDED DECEMBER 31, 2007

| Line<br>(a) | Description<br>(b)         | Promotional Allowances         |                         | Promotional Expenses           |                         |
|-------------|----------------------------|--------------------------------|-------------------------|--------------------------------|-------------------------|
|             |                            | Number of<br>Recipients<br>(c) | Dollar<br>Amount<br>(d) | Number of<br>Recipients<br>(e) | Dollar<br>Amount<br>(f) |
| 1           | Rooms                      | 107,857                        | \$4,208                 | 16                             | \$1                     |
| 2           | Food                       | 294,557                        | 5,631                   | 608                            | 319                     |
| 3           | Beverage                   | 925,795                        | 2,407                   | 0                              | 0                       |
| 4           | Travel                     | 0                              | 0                       | 30,789                         | 755                     |
| 5           | Bus Program Cash           | 147,959                        | 3,606                   | 0                              | 0                       |
| 6           | Other Cash Complimentaries | 87,150                         | 7,367                   | 0                              | 0                       |
| 7           | Entertainment              | 51,758                         | 1,294                   | 773                            | 97                      |
| 8           | Retail & Non-Cash Gifts    | 0                              | 0                       | 164,785                        | 894                     |
| 9           | Parking                    | 0                              | 0                       | 0                              | 0                       |
| 10          | Other                      | 6,311                          | 94                      | 11,087                         | 1,027 *                 |
| 11          | Total                      | 1,621,387                      | \$24,607                | 208,058                        | \$3,093                 |

\* No single item or service included in other exceeds 5% of the column total.



# RIH ACQUISITIONS NJ, LLC (Atlantic City Hilton) STATEMENT OF CONFORMITY, ACCURACY, AND COMPLIANCE

FOR THE QUARTER ENDED DECEMBER 31,2007

1. I have examined this Quarterly Report
2. All the information contained in this Quarterly Report has been prepared in conformity with the Casino Control Commission's Quarterly Report Instructions and Uniform Chart of Accounts.
3. To the best of my knowledge and belief, the information contained in this report is accurate.
4. To the best of my knowledge and belief, except for the deficiencies noted below, the licensee submitting this Quarterly Report has remained in compliance with the financial stability regulations contained in N.J.A.C. 19:43-4.2(b)1-5 during the quarter.

3/31/2008

Date



Francis X. McCarthy

Executive VP/Regional CFO

Title

1015-11

License Number

On Behalf of:

RIH ACQUISITIONS NJ, LLC (Atlantic City Hilton)

Casino Licensee

**RIH ACQUISITIONS NJ, LLC (Atlantic City Hilton)**  
**NOTES TO CONSOLIDATED FINANCIAL STATEMENTS**

**1. Basis of Presentation and Consolidation**

RIH Acquisitions NJ, LLC, a New Jersey limited liability company (the “Company”), owns and operates the Atlantic City Hilton (“ACH”), a casino/hotel located in Atlantic City, NJ. The Company is a wholly owned subsidiary of Resorts International Holdings, LLC, a Delaware limited liability company (“RIH”). The Company’s operations commenced on April 26, 2005.

On April 26, 2005, RIH acquired most of the assets and assumed certain liabilities of four casino properties, including ACH, from Caesars Entertainment Inc. and Harrah’s Entertainment Inc. (the “Acquisition”). The debt incurred to finance the Acquisition (the “Term Loans”) was carried on the balance sheet of RIH and was not allocated to the Company. The assets acquired and liabilities assumed of the Atlantic City Hilton as a result of the Acquisition were recorded, via a capital contribution, on the balance sheet of the Company. The Acquisition was accounted for using the purchase method of accounting, and accordingly, the aggregate purchase price, including transaction fees and expenses, was allocated based on the estimated fair value of the assets acquired and the liabilities assumed.

In October 2006, RIH refinanced its outstanding debt by entering into a Commercial Mortgage Backed Security with JP Morgan Chase. The Loan Agreement (the “Loan”) has a principal amount of \$960 million. Under the Loan the total principal is allocated to each of the RIH operating properties including the Atlantic City Hilton. The Loan matures November 9, 2008 with the option to extend the term of the Loan for three successive terms of one year each.

The proceeds of the Loan were used to retire the existing Term Loans in their entirety, which resulted in a loss on the extinguishment of debt of \$29 million for RIH.

The Loan Agreement does not require periodic principal payments prior to the maturity date. However, monthly interest payments are required using a rate of LIBOR plus 2.65%. As of December 31, 2007, the interest rate was approximately 7.68%.

The cash flows of ACH and the other casino properties acquired by RIH are the only source to fund the interest payments of the debt issued by RIH. Substantially all of the Company’s assets are pledged as collateral on the RIH credit facility, and the Company is named as a guarantor on RIH’s credit agreement.

In conjunction with the refinancing in October 2006, RIH Propco NJ, LLC (“Propco”) was formed on October 11, 2006. Propco, a wholly-owned subsidiary of the Company, holds all of the real estate associated with ACH, as well as its non-gaming FF&E. The Company leases these assets from Propco for an amount which will cover the debt service under the loan.

The consolidated financial statements include the accounts of RIH Acquisitions NJ, LLC and its wholly-owned subsidiary, Propco. All material intercompany balances and transactions have been eliminated in consolidation.

**2. Summary of Significant Accounting Policies**

**Use of Estimates**

The preparation of the financial statements in conformity with accounting principles generally accepted in the United States requires management to make estimates and assumptions that affect the amounts reported in the financial statements and accompanying notes. Actual results could differ from those estimates.

**Cash Equivalents**

Short-term money market securities purchased with original maturities of three months or less are considered to be cash equivalents. The carrying value of cash equivalents approximates fair value due to the short-term maturity of these instruments.

**RIH ACQUISITIONS NJ, LLC (Atlantic City Hilton)**  
**NOTES TO CONSOLIDATED FINANCIAL STATEMENTS**

**2. Summary of Significant Accounting Policies (continued)**

**Allowance for Accounts Receivable**

Allowances for doubtful accounts arising from casino, hotel and other services, are based upon a specific review of certain outstanding receivables. In determining the amounts of the allowances, certain estimates and assumptions are made, and actual results may differ from those assumptions.

**Inventories**

Inventories of provisions, supplies and spare parts are valued at the lower of cost (first-in, first-out) or market.

**Property and Equipment**

Property and equipment are stated at cost and are depreciated over their estimated useful lives reported below using the straight-line method.

|                                  |               |
|----------------------------------|---------------|
| Hotels and other buildings       | 35 – 40 years |
| Furniture fixtures and equipment | 2 – 5 years   |

The provisions of SFAS No. 144 “Accounting for the Impairment or Disposal of Long- Lived Assets” (“SFAS No. 144”) require, among other things, that an entity review its long-lived assets and certain intangibles for impairment whenever changes in circumstances indicate that the carrying amount of an asset may not be fully recoverable. SFAS No. 144 requires an impairment loss to be recognized only if the carrying amounts of long-lived assets to be held and used are not recoverable from their expected undiscounted future cash flows. There were no impairment losses recognized for the twelve months ended December 31, 2007 and 2006.

**Income Taxes**

The Company has elected to be treated as a partnership for federal income tax purposes; therefore, no provision or benefit for federal income taxes for the twelve months ended December 31, 2007 and 2006 has been recorded. New Jersey state income taxes have been calculated under an alternative minimum assessment of a percentage of gross revenues.

On July 3, 2002, the State of New Jersey passed the New Jersey Business Tax Reform Act which, among other things, requires the suspension of the use of the New Jersey net operating loss carry-forwards for two years and the introduction of an alternative minimum assessment (“NJAMA”) under the New Jersey corporate business tax based on gross receipts or gross profits, as defined. This tax was retroactive to January 1, 2002 and expired on December 31, 2006.

On June 30, 2003, the State of New Jersey amended the New Jersey Casino Control Act (the “NJCCA”), effective July 1, 2003, to impose or increase certain taxes and fees, including a tax at the rate of 7.5% on the adjusted net income of casino licenses in calendar year 2002, payable in the state’s fiscal years 2004 through 2006. This tax expired June 30, 2006, the state’s fiscal year end. The amount of this tax for each licensee is limited to a maximum of \$10.0 million annually and a minimum of \$350,000 annually.

**Goodwill**

The Company has adopted Statement of Financial Standards (“SFAS”) No. 142, “Goodwill and Other Intangible Assets.” As a result, goodwill is not amortized and goodwill is tested at least annually for impairment. See Note 6.

**RIH ACQUISITIONS NJ, LLC (Atlantic City Hilton)**  
**NOTES TO CONSOLIDATED FINANCIAL STATEMENTS**

**2. Summary of Significant Accounting Policies (continued)**

**Revenue Recognition**

Gaming revenue is recorded as the net win from gaming activities, which represents the difference between amounts wagered and amounts won by patrons. Revenues from hotel and related services and from theater ticket sales are recognized at the time the related service is performed.

**Self Insured Health Insurance**

The Company provides medical coverage for its non-union employees under a self-insured medical plan up to a maximum of \$200,000 per year for each insured person. Amounts in excess of these thresholds are covered by the Company's insurance programs subject to customary policy limits.

**Promotional Allowances**

The retail value of hotel accommodations, food, beverage, and other services provided to customers without charge is included in gross revenues and deducted as promotional allowances.

Cash discounts based upon a negotiated amount with each customer are recognized as a promotional allowance on the date the related revenues are recorded. Cash-back awards given to a customer based upon earning points for future awards are accrued as the customer earns the points. The amount is recorded as a promotional allowance in the statement of operations. When estimating the amount of the accrual, the company calculates a redemption rate based on historical redemption rates.

The Company offers other incentive programs. These are gifts and other promotional items, the type and distribution of which is determined by management. Since these awards are not cash awards, the Company records them as gaming expenses in the statement of operations. Such amounts are expensed on the date the award can be utilized by the customer.

**Fair Value of Financial Instruments**

The carrying values of cash and cash equivalents are reasonable estimates of fair values because of the short term maturities of these investments. CRDA Deposits, bonds, and other investments are stated net of a valuation allowance reflecting the below-market interest rates associated with these investments; therefore the carrying values approximate their fair values. The carrying value of long-term debt approximates its fair value.

**Advertising**

The Company expenses direct-response advertising at the time of the event. Costs associated with mailings for future promotions are included in prepaid expenses on the Company's Balance Sheet.

The Company expenses all other advertising costs as incurred. These costs are included in Selling, General and Administrative costs on the Company's Statements of Operations.

**RIH ACQUISITIONS NJ, LLC (Atlantic City Hilton)**  
**NOTES TO CONSOLIDATED FINANCIAL STATEMENTS**

**3. Receivables**

Components of receivables were as follows at December 31 (in thousands):

|   | 2007       | 2006       |
|---|------------|------------|
| Gaming .....                                | \$ 15,812  | \$ 14,193  |
| Less: allowance for doubtful accounts ..... | (4,834)    | (2,517)    |
|   | 10,978     | 11,676     |
| Non-gaming:                                 |            |            |
| Hotel and related .....                     | 746        | 706        |
| Due from affiliates, net .....              | 87,746     | 106,425    |
| Other .....                                 | 2,441      | 2,851      |
|   | 90,933     | 109,982    |
| Less: allowance for doubtful accounts ..... | (82)       | (79)       |
|   | 90,851     | 109,903    |
| Receivables, net .....                      | \$ 101,829 | \$ 121,579 |

As a wholly-owned subsidiary of RIH, ACH is a party to a joint services agreement between affiliated companies including RIH, Resorts International Hotel, Inc. (which owns and operates Resorts Atlantic City) and Colony Resorts LVH Acquisitions, LLC (which owns and operates the Las Vegas Hilton). Under the terms of this agreement, if any of the companies that are parties to the agreement incur costs in excess of its direct share or any expenses which are directly allocable to or incurred on behalf of one of the other companies, such excess costs will be reimbursed.

Certain executive, administrative and support operations of the Company and other affiliates are consolidated, including limousine services, sales and marketing services, purchasing, financial, human resources, and other administrative departments. The costs of these operations are allocated to or from the Company either directly or indirectly or using various formulas based on estimates of utilization of such services. Management believes the methods used to allocate these costs are reasonable. The net amount of these charges was \$2.0 million and \$2.0 million for the twelve months ended December 31, 2007 and 2006, respectively. The operating results of the Company may be different if the Company operated autonomously and without these transactions with its affiliates.

The Company transfers cash in excess of its operating needs to RIH on a periodic basis. RIH provides the Company with cash advances for capital expenditures and working capital needs. As of December 31, 2007, the Company had a net receivable from RIH of \$128.2 million for these cash transfers.

**4. Investments, Advances and Receivables**

Components of investments, advances and receivables were as follows at December 31 (in thousands):

|   | 2007      | 2006      |
|---|-----------|-----------|
| CRDA bonds and direct investments ..... | \$ 10,591 | \$ 10,782 |
| CRDA deposits .....                     | 11,423    | 8,841     |
| Valuation allowance .....               | (8,380)   | (7,158)   |
|   | \$ 13,634 | \$ 12,465 |

The New Jersey Casino Control Act, as amended, requires ACH to purchase bonds issued by the Casino Reinvestment Development Authority ("CRDA") or make other investments authorized by the CRDA, in an amount equal to 1.25% of RIH's gross gaming revenue, as defined.

The CRDA bonds have interest rates ranging from 3.5% to 7.0% and have repayment terms of between 20 and 50 years. ACH records charges to expense to reflect the below-market interest rate payable on the bonds it may have to purchase to fulfill its investment obligation at the date the obligation arises. The charges for the twelve months ended December 31, 2007 and 2006 for discounts on obligations arising in that period were \$1.6 million and \$1.3 million, respectively.

**RIH ACQUISITIONS NJ, LLC (Atlantic City Hilton)**  
**NOTES TO CONSOLIDATED FINANCIAL STATEMENTS**

**4. Investments, Advances and Receivables (continued)**

In 2007, the Company was informed by the CRDA that the parent company of the issuer of certain CRDA-backed bonds held by the Company has filed for Chapter 11 bankruptcy and does not intend to make future debt service payments on such bonds. The face value of the bonds held by the Company is \$1.0 million, however the Company maintains a reserve on these bonds and on all of its other CRDA-backed bonds. The CRDA has recently been involved in informal settlement discussions with the issuer of the bonds, with the goal to preserve the CRDA's secured position in the obligations to the fullest extent possible. A preliminary settlement has been agreed to that would reduce the value of the bonds. Until the agreement is formalized, the company has increased its reserve on the bonds accordingly.

From time to time ACH has donated certain funds it has had on deposit with the CRDA in return for either relief from its obligation to purchase CRDA bonds or credits against future CRDA deposits. At December 31, 2007, ACH owned \$9.3 million face value of bonds, issued by the CRDA and had \$11.4 million on deposit with the CRDA. The majority of the Company's deposits have been pledged for specific projects.

**5. Property and Equipment**

Components of property and equipment were as follows at December 31 (in thousands):

|  | 2007       | 2006       |
|--|------------|------------|
| Land and land rights .....             | \$ 50,550  | \$ 50,810  |
| Hotels and other buildings.....        | 271,704    | 265,779    |
| Furniture, fixtures and equipment..... | 53,910     | 49,429     |
| Construction in progress.....          | 4,465      | 7,334      |
|  | 380,629    | 373,352    |
| Less: accumulated depreciation.....    | (49,096)   | (32,067)   |
| Net property and equipment .....       | \$ 331,533 | \$ 341,285 |

In November 2006, the Company sold several parcels of land in close proximity to the Atlantic City Hilton for net proceeds of \$76.9 million. The sale of land resulted in a gain of \$42.9 million.

**6. Other Assets**

Components of deferred charges and other assets were as follows at December 31 (in thousands):

|   | 2007      | 2006      |
|---|-----------|-----------|
| Goodwill .....  | \$ 81,527 | \$ 81,527 |
| Definite-lived intangibles, net of accumulated amortization ..... | 244       | 978       |
| Loan fees & Cost, net of accumulated amortization .....           | 3,430     | 5,203     |
| Restricted cash.....  | 1,067     | 500       |
| Other .....   | 45        | 964       |
|   | \$ 86,313 | \$ 89,172 |

In accordance with SFAS No. 141, "Business Combinations," the Company recorded goodwill of \$81.5 million representing the excess of the Acquisition cost over the fair value of the net assets acquired. Using an independent company to assist in the valuation of the tangible and intangible assets, the fair value of the assets was determined using a combination of a future cash flow method, a similar transaction method, and a replacement cost method.

Loan fees and costs of \$3.4 million at December 31, 2007 were incurred in connection with obtaining the new loan agreement signed in October 2006 as described in Note 9. The debt issuance costs are amortized on a straight-line basis, which approximates the effective interest method, over the contractual life of the loan, and amortization of such costs is included in interest expense on the accompanying consolidated statements of operations.

**RIH ACQUISITIONS NJ, LLC (Atlantic City Hilton)**  
**NOTES TO CONSOLIDATED FINANCIAL STATEMENTS**

**6. Other Assets (continued)**

As a condition of the sale, the Company was required to deposit \$500,000 from the sale price in an escrow account to be used for potential future environmental clean-up costs for certain portions of the parcels sold (see Note 11). The current escrow balance is \$298,000 and is included in Other Assets and Other Long-Term Liabilities on the consolidated balance sheet at December 31, 2007.

**7. Other Accrued Expenses**

Components of other accrued expenses were as follows at December 31 (in thousands):

|                                     | 2007      | 2006      |
|-------------------------------------|-----------|-----------|
| Payroll .....                       | \$ 10,318 | \$ 10,701 |
| Unredeemed customer incentives..... | 2,213     | 2,672     |
| Gaming taxes and fees.....          | 670       | 1,284     |
| Non-gaming taxes and fees.....      | 857       | 1,525     |
| Other .....                         | 5,858     | 4,850     |
|                                     | \$ 19,916 | \$ 21,032 |

**8. Other Current Liabilities**

Components of other current liabilities were as follows at December 31 (in thousands):

|                                 | 2007     | 2006     |
|---------------------------------|----------|----------|
| Unredeemed chip liability ..... | \$ 1,598 | \$ 1,617 |
| CRDA obligation.....            | 853      | 966      |
| Other .....                     | 860      | 443      |
|                                 | \$ 3,311 | \$ 3,026 |

**9. Debt**

In October 2006, the RIH refinanced its outstanding debt by entering into a Commercial Mortgage Backed Security with JP Morgan Chase. The Loan Agreement (the "Loan") has a principal amount of \$960 million. Under the Loan the total principal is allocated to each of RIH's operating properties, including the Atlantic City Hilton. The Loan matures November 9, 2008 with the option to extend the term of the Loan for three successive terms of one year each. The balance of the debt continues to be listed as long-term on the Company's balance sheet as it is expected that RIH will extend the term of the loan for at least one year.

The proceeds of the Loan were used to retire the existing Term Loans in their entirety. The portion of the Loan that was allocated to the Company was \$405.3 million, and was based upon the relative fair market value of the assets acquired by RIH.

On April 4, 2007, RIH announced that it has entered into a definitive agreement with Ameristar Casinos to sell its casino and hotel in East Chicago, Illinois for \$675 million in cash. The transaction was completed on September 17, 2007. A portion of the proceeds from the sale were used to pay down the outstanding debt under the loan.

The Loan Agreement does not require periodic principal payments prior to the maturity date. However, monthly interest payments are required using a rate of LIBOR plus 2.65%. As of December 31, 2007 the interest rate was approximately 7.68%. Through December 31, 2007, RIH paid down \$464.0 million of the outstanding debt, which included approximately \$60.4 million of the Company's allocated portion of the loan.

**RIH ACQUISITIONS NJ, LLC (Atlantic City Hilton)**  
**NOTES TO CONSOLIDATED FINANCIAL STATEMENTS**

**9. Debt (continued)**

The cash flows of ACH and the other casino properties acquired by RIH are the only source to fund the interest payments of the debt issued by RIH. Substantially all of the Company's assets are pledged as collateral on the RIH credit facility, and the Company is named as a guarantor on RIH's credit agreement. In accordance with FASB Interpretation No. 45, *Guarantor's Accounting and Disclosure Requirements of Guarantees, Including Indirect Guarantees of Indebtedness of Others*, the Company's allocated portion of the Loan is recorded as long-term debt and a reduction in member's equity in the consolidated balance sheets at December 31, 2007.

**10. Income Taxes**

The Company has elected to be treated as a partnership for federal income tax purposes: therefore, no provision or benefit for federal income taxes for the twelve months ended December 31, 2007 and 2006 has been recorded. New Jersey state income taxes have been calculated under an alternative minimum assessment of a percentage of gross revenues ("NJAMA").

On July 3, 2002, the State of New Jersey passed the New Jersey Business Tax Reform Act which, among other things, required the suspension of the use of the New Jersey net operating loss carry-forwards for two years, and the introduction of an alternative minimum assessment ("NJAMA") under the New Jersey corporate business tax based on gross receipts or gross profits, as defined. This tax was retroactive to January 1, 2002 and expired on December 31, 2006. For the twelve months ended December 31, 2007, the Company recorded \$178,000 of expense for this tax, representing a true-up of its estimated 2006 tax liability. For the twelve months ended December 31, 2006, the Company recorded a provision of \$1.3 million for this tax.

On June 30, 2003, the State of New Jersey amended the New Jersey Casino Control Act, effective July 1, 2003, to impose or increase certain taxes and fees, including a tax at the rate of 7.5% on the adjusted net income of casino licensees in calendar year 2002, payable in the state's fiscal years 2004 through 2006, expiring on June 30, 2006. The amount of this tax for each licensee was limited to a maximum of \$10.0 million annually and a minimum of \$350,000 annually. For the twelve months ended December 31, 2007 and 2006, the Company recorded a provision of \$0 and \$702,000, respectively.

**11. Commitments and Contingencies**

**Litigation**

ACH is a defendant in certain litigation. In the opinion of management, based upon advice of counsel, the aggregate liability, if any, arising from such litigation will not have a material adverse effect on the financial position, results of operations, or liquidity of ACH.

**New Jersey Sports & Exposition Authority**

The twelve Atlantic City casino properties (the "AC Industry") and the CRDA have entered into an agreement with the New Jersey Sports & Exposition Authority (the "NJSEA") to provide funding to subsidize New Jersey's horseracing industry. In exchange for this funding, the NJSEA and the three active New Jersey racetracks will not conduct any casino gaming at the racetracks prior to January 1, 2009. As part of the agreement, the AC Industry will provide \$34 million over a four-year period to the NJSEA and must deposit another \$62 million into the Casino Expansion Fund (managed by the CRDA). The \$62 million will be derived from funds either currently on deposit or to be deposited with the CRDA pursuant to each casino property's investment obligation. The Company's obligation was equal to its fair-share of AC Industry casino revenues. The company made its final payment in October 2007, fully satisfying its obligation, with the total estimated commitment to be charged to operations on a straight-line basis through December 31, 2008. As such, the Company has met its deposit obligation related to its fair share of the \$62 million, and the Company is eligible to receive funds from the Casino Expansion Fund for qualified construction expenditures. The Company has until December 31, 2014 to submit an application to exhaust its share of the Casino Expansion Fund. Any funds not transferred out of the Casino Expansion Fund by the required date will be transferred to funds on deposit with the CRDA pursuant to its ongoing investment obligations. Currently there is proposed legislation to extend the agreement between the AC Industry, the CRDA, and the NJSEA.



**RIH ACQUISITIONS NJ, LLC (Atlantic City Hilton)**  
**NOTES TO CONSOLIDATED FINANCIAL STATEMENTS**

**11. Commitments and Contingencies (continued)**

**Environmental Matters**

An independent environmental consultant performed a Phase I environment site assessment in accordance with American Society for Testing and Materials standards on the Atlantic City Hilton property dated November 18, 2004. In August 2004, the New Jersey Department of Environmental Protection, or the NJDEP, inspected the onsite BP Service Station which resulted in the detection of volatile organic compounds in excess of applicable regulatory standards. The Phase I report notes that this matter remains open and the future action is subject to regulatory agency requirements. At the location of a former high school building onsite, contaminated soils and groundwater associated with the removal of an underground storage tank were identified. The Phase I report notes that this contamination may extend beneath a public right-of-way. In addition, site impacts still remain from several underground storage tanks. The Company expects to manage these environmental conditions with the completion of additional site investigations and approval of remedial action work plans from the NJDEP. There can be no assurance, however, that the remedial activity for the Atlantic City Hilton property will not exceed the Company's estimates based upon the current limited available site information. The former high school site was one of the parcels sold by the Company in November 2006; under the terms of the sale, the Company was required to deposit \$500,000 from the sale price in an escrow account to be used for future clean-up costs of the site (see Note 6).

On July 21, 2005, an oil pipeline ruptured at the Atlantic City Hilton which resulted in an oil spill. The Company is in the process of resolving the issue in accordance with NJDEP and U.S. Environmental Protection Agency guidelines. At this time, the Company has no indication that surrounding areas of other properties sustained any damage.


**Licensing**

On April 18, 2007, the New Jersey Casino Control Commission (the "NJCCC") granted the Company a five-year casino license to operate ACH, subject to certain conditions.

**RIH ACQUISITIONS NJ, LLC (Atlantic City Hilton)  
ANNUAL FILINGS**

**FOR THE YEAR ENDED DECEMBER 31,2007**

**SUBMITTED TO THE  
CASINO CONTROL COMMISSION  
OF THE  
STATE OF NEW JERSEY**



**DIVISION OF FINANCIAL EVALUATION  
REPORTING MANUAL**

**RIH ACQUISITIONS NJ, LLC (Atlantic City Hilton)**  
**SCHEDULE OF RECEIVABLES AND PATRONS' CHECKS**  
**FOR THE YEAR ENDED DECEMBER 31,2007**

(UNAUDITED)  
(\$ IN THOUSANDS)

**ACCOUNTS RECEIVABLE BALANCES**

| Line<br>(a) | Description<br>(b)                              | Account Balance<br>(c) | Allowance<br>(d) | Accounts Receivable<br>(Net of Allowance)<br>(e) |
|-------------|---|------------------------|------------------|--|
|             | Patrons' Checks:                                |                        |                  |  |
| 1           | Undeposited Patrons' Checks.....                | \$7,579                |                  |  |
| 2           | Returned Patrons' Checks.....                   | 8,233                  |                  |  |
| 3           | Total Patrons' Checks.....                      | 15,812                 | \$4,834          | \$10,978   |
| 4           | Hotel Receivables.....                          | 746                    | 82               | \$664  |
|             | Other Receivables:                              |                        |                  |  |
| 5           | Receivables Due from Officers and Employees.... | -                      |                  |  |
| 6           | Receivables Due from Affiliates.....            | 87,746                 |                  |  |
| 7           | Other Accounts and Notes Receivables.....       | 2,441                  |                  |  |
| 8           | Total Other Receivables.....                    | 90,187                 | -                | \$90,187   |
| 9           | Totals (Form CCC-205).....                      | \$106,745              | \$4,916          | \$101,829  |

**UNDEPOSITED PATRONS' CHECKS ACTIVITY**

| Line<br>(f) | Description<br>(g)                                   | Amount<br>(h) |
|-------------|--|---------------|
| 10          | Beginning Balance (January 1).....                   | \$8,017       |
| 11          | Counter Checks Issued.....                           | 220,000       |
| 12          | Checks Redeemed Prior to Deposit.....                |               |
| 13          | Checks Collected Through Deposits.....               | (179,719)     |
| 14          | Checks Transferred to Returned Checks.....           | (32,335)      |
| 15          | Other Adjustments.....                               | (8,384)       |
| 16          | Ending Balance.....                                  | \$7,579       |
| 17          | "Hold" Checks Included in Balance on Line 16.....    | 0             |
| 18          | Provision for Uncollectible Patrons' Checks.....     | \$3,339       |
| 19          | Provision as a Percent of Counter Checks Issued..... | 1.5%          |

# RIH ACQUISITIONS NJ, LLC (Atlantic City Hilton)

## EMPLOYMENT AND PAYROLL REPORT

AT DECEMBER 31, 2007

(\$ IN THOUSANDS)

| Line<br>(a) | Department<br>(b)                | Number of<br>Employees<br>(c) | Salaries and Wages     |                          |               |
|-------------|----------------------------------|-------------------------------|------------------------|--------------------------|---------------|
|             |                                  |                               | Other Employees<br>(d) | Officers & Owners<br>(e) | Totals<br>(f) |
|             | CASINO:                          |                               |                        |                          |               |
| 1           | Table and Other Games            | 929                           |                        |                          |               |
| 2           | Slot Machines                    | 86                            |                        |                          |               |
| 3           | Administration                   | 0                             |                        |                          |               |
| 4           | Casino Accounting                | 14                            |                        |                          |               |
| 5           | Simulcasting                     | 0                             |                        |                          |               |
| 6           | Other                            | 8                             |                        |                          |               |
| 7           | Total - Casino                   | 1,037                         | \$28,486               | \$197                    | \$28,683      |
| 8           | ROOMS                            | 343                           | 7,540                  | 0                        | 7,540         |
| 9           | FOOD AND BEVERAGE                | 690                           | 14,733                 | 149                      | 14,882        |
| 10          | GUEST ENTERTAINMENT              | 85                            | 1,177                  | 0                        | 1,177         |
| 11          | MARKETING                        | 125                           | 6,795                  | 738                      | 7,533         |
| 12          | OPERATION AND MAINTENANCE        | 83                            | 4,895                  | 0                        | 4,895         |
|             | ADMINISTRATIVE AND GENERAL:      |                               |                        |                          |               |
| 13          | Executive Office                 | 12                            | 461                    | 839                      | 1,300         |
| 14          | Accounting and Auditing          | 15                            | 1,060                  | 254                      | 1,314         |
| 15          | Security                         | 138                           | 4,360                  | 0                        | 4,360         |
| 16          | Other Administrative and General | 18                            | 1,573                  | 0                        | 1,573         |
|             | OTHER OPERATED DEPARTMENTS:      |                               |                        |                          |               |
| 17          | Gas Station                      | 0                             | 37                     | 0                        | 37            |
| 18          | Pool/Beach Ops                   | 0                             | 18                     | 0                        | 18            |
| 19          | Uniform Room                     | 15                            | 576                    | 0                        | 576           |
| 20          | Health Club                      | 2                             | 89                     | 0                        | 89            |
| 21          | Coat Check                       | 2                             | 28                     | 0                        | 28            |
| 22          | Other                            | 91                            | 1,116                  |                          | 1,116         |
| 23          | TOTALS - ALL DEPARTMENTS         | 2,656                         | \$72,944               | \$2,177                  | \$75,121      |

# ATLANTIC CITY HILTON ( RIH ACQUISTIONS N.J.,LLC)

## ANNUAL GROSS REVENUE TAX RETURN

FOR THE YEAR ENDED DECEMBER 31, 2007

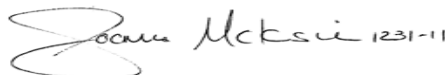
Line

|   |   |
|---|---|
| GROSS REVENUE:                                  |   |
| 1.  | Table and Other Games..... \$ 94,746,841  |
| 2.  | Slot Machines ..... 210,151,184   |
| 3.  | Total Gross Revenue..... 304,898,025  |
| 4.  | Adjustments..... -  |
| 5.  | Taxable Gross Revenue (line 3 plus line 4)..... 304,898,025                     |
| 6.  | Tax on Gross Revenue - Reporting Year (8% of line 5)..... 24,391,842            |
| 7.  | Audit or Other Adjustments to Tax on Gross Revenues in Prior Years ..... 418    |
| 8.  | Total Taxes on Gross Revenue (the sum of lines 6 and 7)..... 24,392,260         |
| 9.  | Total Deposits Made for Tax on Reporting Year's Gross Revenue..... (24,391,842) |
| Settlement of Prior Years' Tax on Gross Revenue |   |
| 10.   | Resulting from Audit or Other Adjustments - (Deposits) Credits ..... (418)      |
| 11.   | Gross Revenue Taxes Payable (the net of lines 8, 9 and 10) ..... 0              |

Under penalties of perjury, I declare that I have examined this Annual Gross Revenue Tax Return and to the best of my knowledge and belief, the information contained in this return is accurate.

March 12, 2008

**Date**



\_\_\_\_\_  
**JOANNE MCKENSIE**

**CASINO CONTROLLER (1231-11)**  
**TITLE (LICENSE NUMBER)**