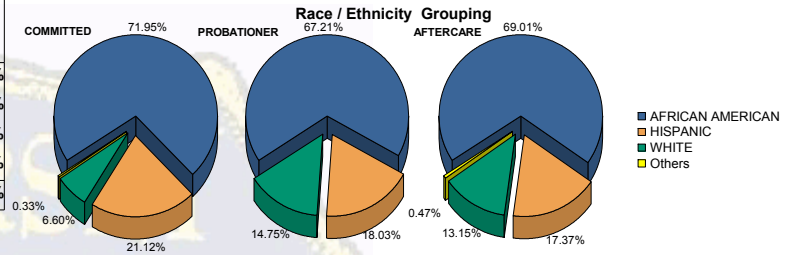




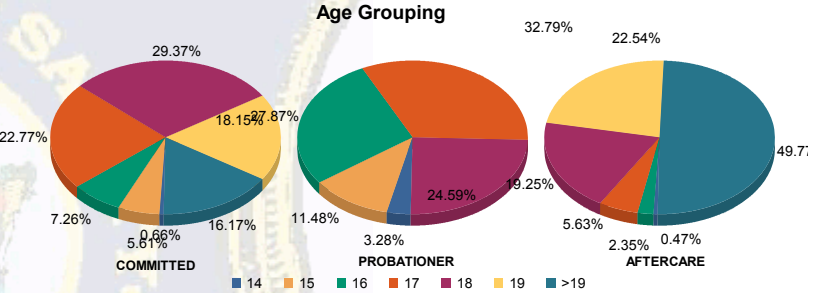
Juvenile Demographics and Statistics

Race/Ethnicity	COMMITTED		PROBATIONER		AFTERCARE		Total							
	MALE	FEMALE	MALE	FEMALE	MALE	FEMALE	MALE	FEMALE						
AFRICAN AMERICAN	211	72.76%	7	53.85%	39	68.42%	2	50.00%	140	68.63%	7	77.78%	406	70.36%
HISPANIC	61	21.03%	3	23.08%	11	19.30%	0	0.00%	36	17.65%	1	11.11%	112	19.41%
WHITE	17	5.86%	3	23.08%	7	12.28%	2	50.00%	27	13.24%	1	11.11%	57	9.88%
Others	1	0.34%	0	0.00%	0	0.00%	0	0.00%	1	0.49%	0	0.00%	2	0.35%
<b>Total</b>	<b>290</b>	<b>100.00%</b>	<b>13</b>	<b>100.00%</b>	<b>57</b>	<b>100.00%</b>	<b>4</b>	<b>100.00%</b>	<b>204</b>	<b>100.00%</b>	<b>9</b>	<b>100.00%</b>	<b>577</b>	<b>100.00%</b>



**Age**

Age	COMMITTED	PROBATIONER	AFTERCARE	Total
14	2 (0.69%)	0 (0.00%)	2 (3.51%)	5 (0.87%)
15	16 (5.52%)	1 (7.69%)	6 (10.53%)	24 (4.16%)
16	22 (7.59%)	0 (0.00%)	17 (29.82%)	41 (7.13%)
17	66 (22.76%)	3 (23.08%)	18 (31.58%)	101 (17.50%)
18	87 (30.00%)	2 (15.38%)	14 (24.56%)	145 (25.13%)
19	53 (18.28%)	2 (15.38%)	0 (0.00%)	103 (17.85%)
>19	44 (15.17%)	5 (38.46%)	0 (0.00%)	155 (26.86%)
<b>Total</b>	<b>290</b>	<b>13</b>	<b>57</b>	<b>577</b>

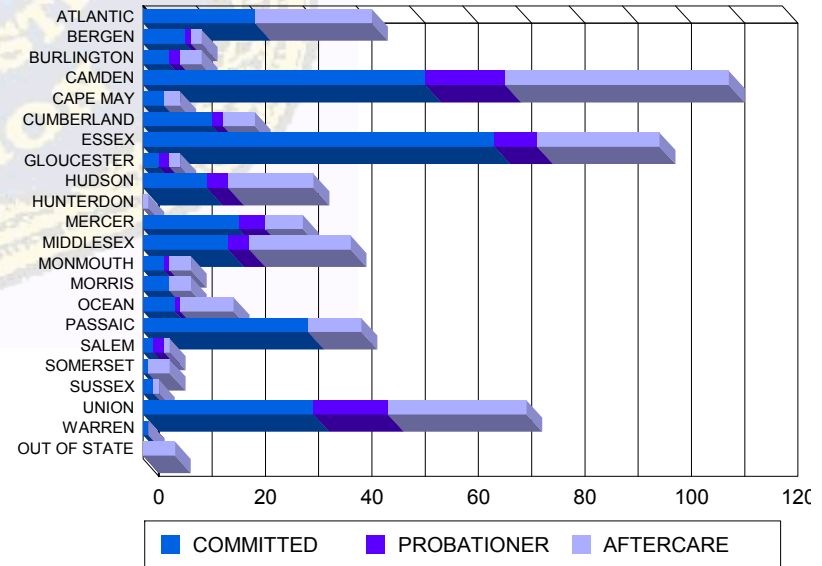


Average Age	COMMITTED	PROBATIONER	AFTERCARE	Total
Average Age	18.09	18.85	16.63	18.61

**Sentencing County**

County	COMMITTED	PROBATIONER	AFTERCARE	Total
ATLANTIC	21 (7.24%)	0 (0.00%)	0 (0.00%)	21 (3.64%)
BERGEN	8 (2.76%)	0 (0.00%)	1 (1.75%)	9 (1.56%)
BURLINGTON	5 (1.72%)	0 (0.00%)	1 (1.75%)	6 (1.04%)
CAMDEN	50 (17.24%)	3 (23.08%)	12 (21.05%)	85 (14.73%)
CAPE MAY	3 (1.03%)	1 (7.69%)	0 (0.00%)	4 (0.70%)
CUMBERLAND	11 (3.79%)	2 (15.38%)	2 (3.51%)	15 (2.60%)
ESSEX	63 (21.72%)	3 (23.08%)	8 (14.04%)	97 (16.81%)
GLOUCESTER	3 (1.03%)	0 (0.00%)	2 (3.51%)	5 (0.87%)
HUDSON	12 (4.14%)	0 (0.00%)	4 (7.02%)	16 (2.77%)
HUNTERDON	0 (0.00%)	0 (0.00%)	0 (0.00%)	0 (0.00%)
MERCER	16 (5.52%)	2 (15.38%)	5 (8.77%)	23 (4.00%)
MIDDLESEX	16 (5.52%)	0 (0.00%)	4 (7.02%)	20 (3.47%)
MONMOUTH	4 (1.38%)	0 (0.00%)	1 (1.75%)	5 (0.87%)
MORRIS	5 (1.72%)	0 (0.00%)	0 (0.00%)	5 (0.87%)
OCEAN	6 (2.07%)	0 (0.00%)	1 (1.75%)	7 (1.21%)
PASSAIC	30 (10.34%)	1 (7.69%)	0 (0.00%)	41 (7.11%)
SALEM	2 (0.69%)	0 (0.00%)	2 (3.51%)	4 (0.70%)
SOMERSET	1 (0.34%)	0 (0.00%)	0 (0.00%)	1 (0.17%)
SUSSEX	1 (0.34%)	1 (7.69%)	0 (0.00%)	2 (0.35%)
UNION	32 (11.03%)	0 (0.00%)	14 (24.56%)	66 (11.44%)
WARREN	1 (0.34%)	0 (0.00%)	0 (0.00%)	1 (0.17%)
OUT OF STATE	0 (0.00%)	0 (0.00%)	0 (0.00%)	0 (0.00%)
<b>Total</b>	<b>290</b>	<b>13</b>	<b>57</b>	<b>577</b>

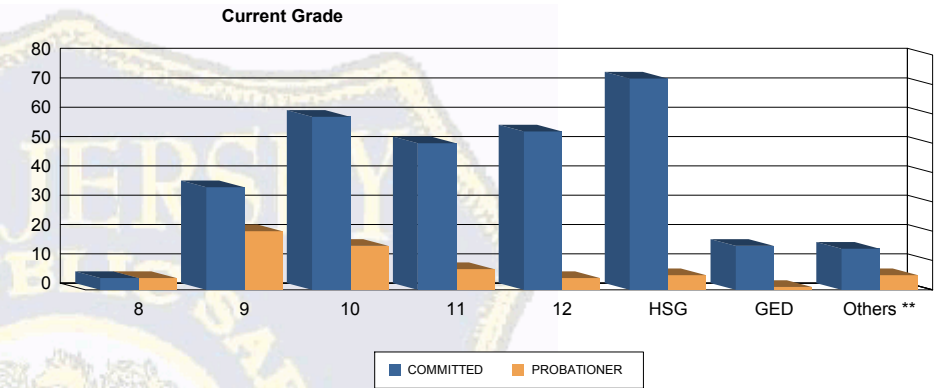
**Count of Juveniles By Sentencing County**





Juvenile Demographics and Statistics

Current Grade	COMMITTED		PROBATIONER		Total
	MALE	FEMALE	MALE	FEMALE	
8	4 (1.38%)	0 (0.00%)	4 (7.02%)	0 (0.00%)	8 (2.20%)
9	34 (11.72%)	1 (7.69%)	18 (31.58%)	2 (50.00%)	55 (15.11%)
10	55 (18.97%)	4 (30.77%)	14 (24.56%)	1 (25.00%)	74 (20.33%)
11	47 (16.21%)	3 (23.08%)	6 (10.53%)	1 (25.00%)	57 (15.66%)
12	53 (18.28%)	1 (7.69%)	4 (7.02%)	0 (0.00%)	58 (15.93%)
HSG	70 (24.14%)	2 (15.38%)	5 (8.77%)	0 (0.00%)	77 (21.15%)
GED	14 (4.83%)	1 (7.69%)	1 (1.75%)	0 (0.00%)	16 (4.40%)
Others **	13 (4.48%)	1 (7.69%)	5 (8.77%)	0 (0.00%)	19 (5.22%)
<b>Total</b>	<b>290 (100.00%)</b>	<b>13 (100.00%)</b>	<b>57 (100.00%)</b>	<b>4 (100.00%)</b>	<b>364 (100.00%)</b>

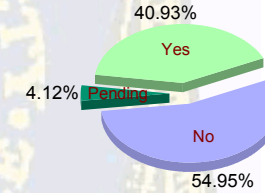


\*\* Includes Aged Out Juveniles and Pending Records

Special Education Services

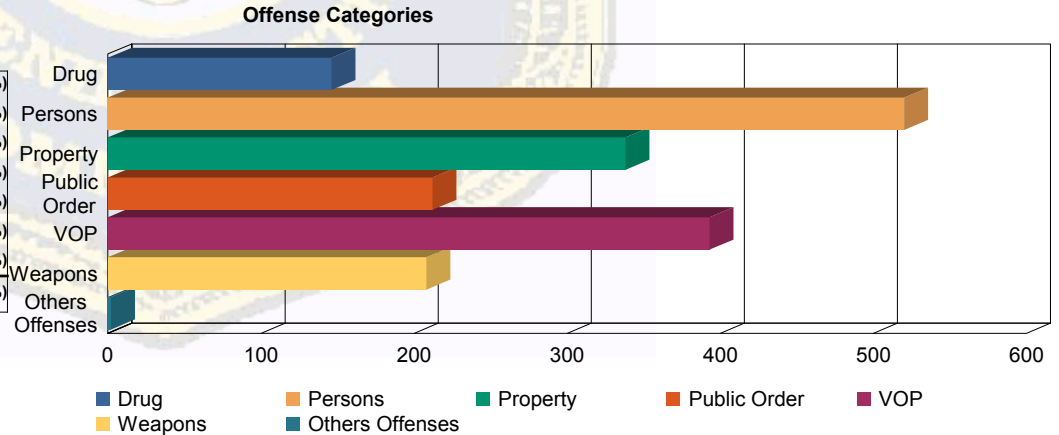
Yes	120 (41.38%)	8 (61.54%)	18 (31.58%)	3 (75.00%)	149 (40.93%)
No	161 (55.52%)	4 (30.77%)	34 (59.65%)	1 (25.00%)	200 (54.95%)
Pending	9 (3.10%)	1 (7.69%)	5 (8.77%)	0 (0.00%)	15 (4.12%)
<b>Total</b>	<b>290 (100.00%)</b>	<b>13 (100.00%)</b>	<b>57 (100.00%)</b>	<b>4 (100.00%)</b>	<b>364 (100.00%)</b>

Special Education



Offense Categories

Drug	132 (8.14%)	1 (1.89%)	13 (9.56%)	0 (0.00%)	146 (8.03%)
Persons	469 (28.91%)	16 (30.19%)	34 (25.00%)	1 (12.50%)	520 (28.59%)
Property	298 (18.37%)	10 (18.87%)	28 (20.59%)	2 (25.00%)	338 (18.58%)
Public Order	188 (11.59%)	9 (16.98%)	13 (9.56%)	2 (25.00%)	212 (11.65%)
VOP	346 (21.33%)	11 (20.75%)	34 (25.00%)	2 (25.00%)	393 (21.61%)
Weapons	188 (11.59%)	5 (9.43%)	14 (10.29%)	1 (12.50%)	208 (11.43%)
Others Offenses	1 (0.06%)	1 (1.89%)	0 (0.00%)	0 (0.00%)	2 (0.11%)
<b>Total *</b>	<b>1,622 (100.00%)</b>	<b>53 (100.00%)</b>	<b>136 (100.00%)</b>	<b>8 (100.00%)</b>	<b>1,819 (100.00%)</b>



\* Juveniles may have multiple offenses