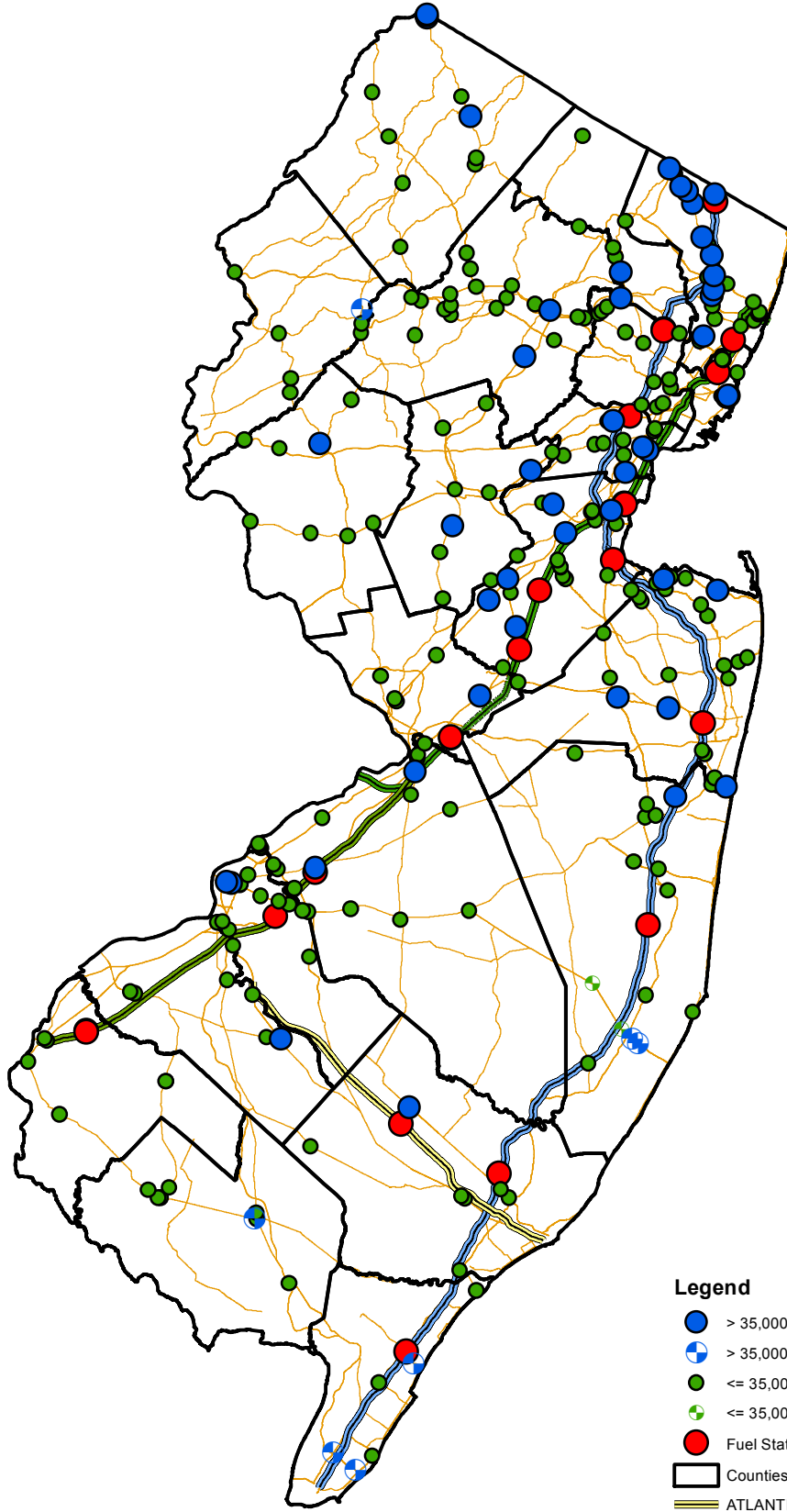












RETAIL FUEL STATION - ENERGY RESILIENCY PROGRAM



Legend

-  > 35,000 Gallon Total Tank Size - Gas & Diesel (49)
-  > 35,000 Gallon Total Tank Size - Gas Only (7)
-  <= 35,000 Gallon Total Tank Size - Gas & Diesel (214)
-  <= 35,000 Gallon Total Tank Size - Gas Only (2)
-  Fuel Stations currently equipped w/ emergency infrastructure (22)
-  Counties
-  ATLANTIC CITY EXPRESSWAY
-  NEW JERSEY TURNPIKE
-  GARDEN STATE PARKWAY
-  Selected Roadways

