

ATLANTIC CITY HILTON (RIH ACQUISITIONS N.J., LLC)

MONTHLY GROSS REVENUE TAX RETURN

FOR THE MONTH OF JANUARY, 2008

GROSS REVENUE - CURRENT MONTH

Line (a)	Type of Game (b)	Authorized Units (c)	Win or (Loss) (d)	Drop/Handle (e)	Win or (Loss) Percentage (f)
Table and Other Games:					
1	Blackjack	43	\$ 2,356,357	\$ 14,719,095	16.0%
2	Craps	8	327,050	4,515,056	7.2%
3	Roulette	8	515,340	2,312,399	22.3%
4	Big Six	1	15,960	27,276	58.5%
5	Baccarat	2	737,324	2,663,508	27.7%
6	Minibaccarat	14	1,502,356	14,417,711	10.4%
7	Other Games - (Page 2)	31	1,915,304	9,288,448	20.6%
8	Subtotal - Table and Other Games	107	7,369,691	\$ 47,943,493	15.4%
9	Poker	14	153,934		
10	Total - Table and Other Games	121	\$ 7,523,625		
Slot Machines:					
11	\$.01 and .02 Slot Machines	513	\$ 3,348,113	\$ 27,380,569	12.2%
12	\$.05 Slot Machines	247	1,259,758	16,320,872	7.7%
13	\$.25 Slot Machines	764	3,120,109	37,546,232	8.3%
14	\$.50 Slot Machines	90	450,223	4,963,973	9.1%
15	\$ 1.00 Slot Machines	291	2,546,583	36,707,467	6.9%
16	\$ 5.00 Slot Machines	65	1,002,672	15,417,975	6.5%
17	\$ 25.00 Slot Machines	13	256,008	2,389,100	10.7%
18	\$100.00 Slot Machines	20	(420,024)	4,189,700	-10.0%
19	Multi-denominational Slot Machines	265	1,300,836	16,179,611	8.0%
20	Other Slot Machines	34	335,712	7,943,192	4.2%
21	Total - Slot Machines	2,302	\$ 13,199,990	\$ 169,038,691	7.8%
22	Total Gross Revenue		\$ 20,723,615		

TAX ON GROSS REVENUE

23	Year-to-Date Table and Other Games Gross Revenue.....	\$ 7,523,625
24	Year-to-Date Slot Machine Gross Revenue.....	13,199,990
25	Year-to-Date Total Gross Revenue.....	\$ 20,723,615
26	Adjustments	
27	Year-To-Date Taxable Gross Revenue	\$ 20,723,615
28	Tax on Gross Revenue (8% of line 27).....	\$ 1,657,889
29	Less - Total Tax Paid in Prior Months.....	0
30	Total Tax Required for this Month (line 28 less line 29).....	\$ 1,657,889
31	Total Progressive Payout Liability - End of Month.....	\$ 866,168
32	Authorized Casino Square Footage - End of Month.....	75,374
33	Authorized Simulcasting Square Footage - End of Month.....	
34	Simulcasting Revenue for the Month.....	
35	Simulcasting Handle for the Month.....	

Under penalties of perjury, I declare that I have examined this report, and to the best of my knowledge and belief, it is true and complete.

February 5, 2008

DATE



JOANNE MCKENSIE

CASINO CONTROLLER (1231-11)

TITLE (LICENSE NUMBER)

CCC-101

ATLANTIC CITY HILTON (RIH ACQUISITIONS N.J., LLC)
MONTHLY GROSS REVENUE TAX RETURN
SCHEDULE OF OTHER GAMES
FOR THE MONTH OF JANUARY, 2008

Line (a)	Type of Game (b)	Authorized Units (c)	Win or (Loss) (d)	Drop (e)	Win or (Loss) Percentage (f)
1	Red Dog				
2	Sic Bo	1	11,199	66,586	16.8%
3	Pai Gow Poker	4	379,071	1,346,438	28.2%
4	Pai Gow Tiles	6	458,763	2,771,073	16.6%
5	Pokette				
6	Double Down Stud Poker				
7	Keno				
8	Caribbean Stud Poker	1	56,605	257,785	22.0%
9	Let it Ride Poker	3	197,531	678,303	29.1%
10	Super 7 1/2				
11	Mini-Craps				
12	Three Card Poker	8	442,527	2,424,096	18.3%
13	Caribbean Draw Poker				
14	Mini-Dice				
15	Fast Action Hold 'Em				
16	Casino War				
17	Countdown				
18	Spanish 21	3	134,958	515,010	26.2%
19	Colorado Hold'Em Poker				
20	Multi-Bacc				
21	Wild Aruba Stud Poker				
22	Monopoly Poker				
23	Table Slots				
24	Rainbow Dice				
25	Triple Shot				
26	Blackjack Switch				
27	Let's Get Wild Poker				
28	Boston 5 Stud Poker				
29	Double Cross Poker				
30	Double Attack Blackjack	1	99,065	369,399	26.8%
31	Shao Pai Gow				
32	6 to 5 Blackjack				
33	Four Card Poker	2	43,555	419,262	10.4%
34	Suspense 21				
35	Two Card Royal				
36	Player's Choice Poker				
37	Superfun 21				
38	Hawaii Hi-Lo				
39	Texas Hold 'Em Bonus Poker	1	38,502	190,228	20.2%
40	House Way Pai Gow Poker				
41	Flop Poker				
42	Two Card Joker Poker				
43	Ultimate Texas Hold 'Em				
44	Asia Poker	1	53,528	250,268	21.4%
45	Winner's Pot Poker				
	Total -(Must agree with line 7 on Pg 1)	31	\$ 1,915,304	\$ 9,288,448	20.6%

BALLY'S ATLANTIC CITY

MONTHLY GROSS REVENUE TAX RETURN

FOR THE MONTH OF JANUARY, 2008

GROSS REVENUE - CURRENT MONTH

Line (a)	Type of Game (b)	Authorized Units (c)	Win or (Loss) (d)	Drop/Handle (e)	Win or (Loss) Percentage (f)
Table and Other Games:					
1	Blackjack	77	\$ 3,965,875	\$ 31,633,854	12.5%
2	Craps	12	1,241,354	8,052,700	15.4%
3	Roulette	24	1,876,925	8,187,115	22.9%
4	Big Six	2	142,232	328,780	43.3%
5	Baccarat	2	284,000	2,245,357	12.6%
6	Minibaccarat	14	2,794,513	15,010,175	18.6%
7	Other Games - (Page 2)	69	4,436,107	18,680,031	23.7%
8	Subtotal - Table and Other Games	200	14,741,006	\$ 84,138,012	17.5%
9	Poker	20	288,841		
10	Total - Table and Other Games	220	\$ 15,029,847		
Slot Machines:					
11	\$.01 and .02 Slot Machines	932	\$ 6,574,139	\$ 53,132,010	12.4%
12	\$.05 Slot Machines	927	5,116,376	47,868,448	10.7%
13	\$.25 Slot Machines	1,937	7,998,368	96,025,466	8.3%
14	\$.50 Slot Machines	232	1,198,671	12,978,351	9.2%
15	\$ 1.00 Slot Machines	528	4,505,193	68,385,641	6.6%
16	\$ 5.00 Slot Machines	109	1,761,996	26,689,840	6.6%
17	\$ 25.00 Slot Machines	21	(45,017)	6,849,775	-0.7%
18	\$100.00 Slot Machines	12	338,949	3,273,200	10.4%
19	Multi-denominational Slot Machines	367	2,193,948	21,741,110	10.1%
20	Other Slot Machines	47	515,502	7,419,448	6.9%
21	Total - Slot Machines	5,112	\$ 30,158,125	\$ 344,363,289	8.8%
22	Total Gross Revenue		\$ 45,187,972		

TAX ON GROSS REVENUE

23	Year-to-Date Table and Other Games Gross Revenue.....	\$ 15,029,847
24	Year-to-Date Slot Machine Gross Revenue.....	30,158,125
25	Year-to-Date Total Gross Revenue.....	\$ 45,187,972
26	Adjustments	
27	Year-To-Date Taxable Gross Revenue	\$ 45,187,972
28	Tax on Gross Revenue (8% of line 27).....	\$ 3,615,038
29	Less - Total Tax Paid in Prior Months.....	0
30	Total Tax Required for this Month (line 28 less line 29).....	\$ 3,615,038
31	Total Progressive Payout Liability - End of Month.....	\$ 1,855,210
32	Authorized Casino Square Footage - End of Month.....	178,815
33	Authorized Simulcasting Square Footage - End of Month.....	47,937
34	Simulcasting Revenue for the Month.....	\$ 149,513
35	Simulcasting Handle for the Month.....	\$ 1,694,785

Under penalties of perjury, I declare that I have examined this report, and to the best of my knowledge and belief, it is true and complete

February 11, 2008
DATE

William Pangoras

William Pangoras

BALLY'S ATLANTIC CITY
MONTHLY GROSS REVENUE TAX RETURN
SCHEDULE OF OTHER GAMES
FOR THE MONTH OF JANUARY, 2008

Line (a)	Type of Game (b)	Authorized Units (c)	Win or (Loss) (d)	Drop (e)	Win or (Loss) Percentage (f)
1	Red Dog				
2	Sic Bo	1	49,605	200,654	24.7%
3	Pai Gow Poker	10	505,686	2,176,378	23.2%
4	Pai Gow	3	251,379	1,919,708	13.1%
5	Pokette				
6	Double Down Stud Poker				
7	Keno	4	49,222	141,759	34.7%
8	Caribbean Stud Poker	2	161,919	533,184	30.4%
9	Let it Ride Poker	4	174,276	1,272,157	13.7%
10	Super 7 1/2				
11	Mini-Craps				
12	Three Card Poker	18	1,615,949	5,866,413	27.5%
13	Caribbean Draw Poker				
14	Mini-Dice				
15	Fast Action Hold 'Em				
16	Casino War				
17	Countdown				
18	Spanish 21	9	663,390	2,515,515	26.4%
19	Colorado Hold'Em Poker				
20	Multi-Bacc				
21	Wild Aruba Stud Poker				
22	Monopoly Poker				
23	Table Slots				
24	Rainbow Dice				
25	Triple Shot				
26	Blackjack Switch				
27	Let's Get Wild Poker				
28	Boston 5 Stud Poker				
29	Double Cross Poker				
30	Double Attack Blackjack				
31	Shao Pai Gow				
32	6 to 5 Blackjack				
33	Four Card Poker	7	376,340	1,738,723	21.6%
34	Suspense 21				
35	Two Card Royal				
36	Player's Choice Poker				
37	Superfun 21				
38	Hawaii Hi-Lo				
39	Texas Hold 'Em Bonus Poker	8	346,757	1,469,186	23.6%
40	House Way Pai Gow Poker				
41	Flop Poker				
42	Two Card Joker Poker				
43	Ultimate Texas Hold 'Em				
44	Asia Poker	2	200,385	756,318	26.5%
45	Winner's Pot Poker	1	41,199	90,036	45.8%
	Total -(Must agree with line 7 on Pg 1)	69	\$ 4,436,107	\$ 18,680,031	23.7%

BORGATA HOTEL CASINO AND SPA

MONTHLY GROSS REVENUE TAX RETURN

FOR THE MONTH OF JANUARY, 2008

GROSS REVENUE - CURRENT MONTH

Line (a)	Type of Game (b)	Authorized Units (c)	Win or (Loss) (d)	Drop/Handle (e)	Win or (Loss) Percentage (f)
Table and Other Games:					
1	Blackjack	86	\$ 12,552,188	\$ 84,453,257	14.9%
2	Craps	15	4,567,280	22,047,919	20.7%
3	Roulette	21	2,880,503	13,073,951	22.0%
4	Big Six	1	66,646	161,131	41.4%
5	Baccarat	2	(103,217)	7,016,892	-1.5%
6	Minibaccarat	8	1,345,005	7,755,660	17.3%
7	Other Games - (Page 2)	47	4,418,213	20,479,300	21.6%
8	Subtotal - Table and Other Games	180	25,726,618	\$ 154,988,110	16.6%
9	Poker	131	3,784,836		
10	Total - Table and Other Games	311	\$ 29,511,454		

Slot Machines:					
11	\$.01 and .02 Slot Machines	712	\$ 6,104,786	\$ 62,317,295	9.8%
12	\$.05 Slot Machines	1,176	6,547,887	80,474,274	8.1%
13	\$.25 Slot Machines	930	3,956,405	52,611,956	7.5%
14	\$.50 Slot Machines	139	737,056	7,632,383	9.7%
15	\$ 1.00 Slot Machines	299	3,470,042	43,150,837	8.0%
16	\$ 5.00 Slot Machines	91	2,284,771	30,677,300	7.4%
17	\$ 25.00 Slot Machines	21	1,201,011	15,820,625	7.6%
18	\$100.00 Slot Machines	12	163,788	5,975,200	2.7%
19	Multi-denominational Slot Machines	559	6,278,563	114,409,831	5.5%
20	Other Slot Machines	61	717,678	17,462,760	4.1%
21	Total - Slot Machines	4,000	\$ 31,461,987	\$ 430,532,461	7.3%
22	Total Gross Revenue		\$ 60,973,441		


TAX ON GROSS REVENUE

23	Year-to-Date Table and Other Games Gross Revenue.....	\$ 29,511,454
24	Year-to-Date Slot Machine Gross Revenue.....	31,461,987
25	Year-to-Date Total Gross Revenue.....	\$ 60,973,441
26	Adjustments	
27	Year-To-Date Taxable Gross Revenue	\$ 60,973,441
28	Tax on Gross Revenue (8% of line 27).....	\$ 4,877,875
29	Less - Total Tax Paid in Prior Months.....	0
30	Total Tax Required for this Month (line 28 less line 29).....	\$ 4,877,875
31	Total Progressive Payout Liability - End of Month.....	\$ 568,629
32	Authorized Casino Square Footage - End of Month.....	154,499
33	Authorized Simulcasting Square Footage - End of Month.....	23,620
34	Simulcasting Revenue for the Month.....	\$ 241,520
35	Simulcasting Handle for the Month.....	\$ 2,806,125

Under penalties of perjury, I declare that I have examined this report, and to the best of my knowledge and belief, it is true and complete

February 11, 2008

DATE



Betty J. Parker

BORGATA HOTEL CASINO AND SPA
MONTHLY GROSS REVENUE TAX RETURN
SCHEDULE OF OTHER GAMES
FOR THE MONTH OF JANUARY, 2008

Line (a)	Type of Game (b)	Authorized Units (c)	Win or (Loss) (d)	Drop (e)	Win or (Loss) Percentage (f)
1	Red Dog				
2	Sic Bo				
3	Pai Gow Poker	6	596,100	2,441,875	24.4%
4	Pai Gow	2	210,003	872,804	24.1%
5	Pokette				
6	Double Down Stud Poker				
7	Keno				
8	Caribbean Stud Poker	3	162,077	932,281	17.4%
9	Let it Ride Poker	4	376,448	2,087,391	18.0%
10	Super 7 1/2				
11	Mini-Craps				
12	Three Card Poker	16	1,439,217	7,781,483	18.5%
13	Caribbean Draw Poker				
14	Mini-Dice				
15	Fast Action Hold 'Em				
16	Casino War				
17	Countdown				
18	Spanish 21	4	348,511	1,732,623	20.1%
19	Colorado Hold'Em Poker				
20	Multi-Bacc				
21	Wild Aruba Stud Poker				
22	Monopoly Poker				
23	Table Slots				
24	Rainbow Dice				
25	Triple Shot				
26	Blackjack Switch				
27	Let's Get Wild Poker				
28	Boston 5 Stud Poker				
29	Double Cross Poker				
30	Double Attack Blackjack				
31	Shao Pai Gow				
32	6 to 5 Blackjack				
33	Four Card Poker	5	736,954	2,655,626	27.8%
34	Suspense 21				
35	Two Card Royal				
36	Player's Choice Poker				
37	Superfun 21				
38	Hawaii Hi-Lo				
39	Texas Hold 'Em Bonus Poker	5	268,465	1,206,230	22.3%
40	House Way Pai Gow Poker				
41	Flop Poker				
42	Two Card Joker Poker				
43	Ultimate Texas Hold 'Em				
44	Asia Poker	2	280,438	768,987	36.5%
45	Winner's Pot Poker				
	Total -(Must agree with line 7 on Pg 1)	47	\$ 4,418,213	\$ 20,479,300	21.6%

CAESARS ATLANTIC CITY

MONTHLY GROSS REVENUE TAX RETURN

FOR THE MONTH OF January 2008

GROSS REVENUE - CURRENT MONTH

Line (a)	Type of Game (b)	Authorized Units (c)	Win or (Loss) (d)	Drop/Handle (e)	Win or (Loss) Percentage (f)
Table and Other Games:					
1	Blackjack	50	\$ 5,410,661	\$ 39,180,942	13.8%
2	Craps	13	2,725,187	15,171,831	18.0%
3	Roulette	14	1,504,402	8,835,229	17.0%
4	Big Six	1	92,084	223,238	41.2%
5	Baccarat	3	22,156	1,030,920	2.1%
6	Minibaccarat	11	1,353,043	16,968,038	8.0%
7	Other Games - (Page 2)	53	4,364,767	18,219,262	24.0%
8	Subtotal - Table and Other Games	145	15,472,300	\$ 99,629,460	15.5%
9	Poker	24	568,028		
10	Total - Table and Other Games	169	\$ 16,040,328		
Slot Machines:					
11	\$.01 and .02 Slot Machines	682	\$ 5,498,329	\$ 43,127,667	12.7%
12	\$.05 Slot Machines	528	4,004,015	33,476,791	12.0%
13	\$.25 Slot Machines	891	4,556,045	50,953,602	8.9%
14	\$.50 Slot Machines	171	890,633	9,573,402	9.3%
15	\$ 1.00 Slot Machines	442	4,708,468	59,989,737	7.8%
16	\$ 5.00 Slot Machines	99	199,050	24,171,270	0.8%
17	\$ 25.00 Slot Machines	15	331,293	6,120,925	5.4%
18	\$100.00 Slot Machines	18	645,735	6,039,800	10.7%
19	Multi-denominational Slot Machines	262	3,375,867	27,694,681	12.2%
20	Other Slot Machines	70	45,247	18,468,777	0.2%
21	Total - Slot Machines	3,178	24,254,682	\$ 279,616,652	8.7%
22	Total Gross Revenue		\$ 40,295,010		

TAX ON GROSS REVENUE

23	Year-to-Date Table and Other Games Gross Revenue.....	\$ 16,040,328
24	Year-to-Date Slot Machine Gross Revenue.....	24,254,682
25	Year-to-Date Total Gross Revenue.....	\$ 40,295,010
26	Adjustments	\$ 23,585
27	Year-To-Date Taxable Gross Revenue	\$ 40,318,595
28	Tax on Gross Revenue (8% of line 27).....	\$ 3,225,488
29	Less - Total Tax Paid in Prior Months.....	0
30	Total Tax Required for this Month (line 28 less line 29).....	\$ 3,225,488
31	Total Progressive Payout Liability - End of Month.....	\$ 1,531,399
32	Authorized Casino Square Footage - End of Month.....	114,600
33	Authorized Simulcasting Square Footage - End of Month.....	30,374
34	Simulcasting Revenue for the Month.....	\$ 78,807
35	Simulcasting Handle for the Month.....	\$ 936,997

Under penalties of perjury, I declare that I have examined this report, and to the best of my knowledge and belief, it is true and complete

February 7, 2008
DATE


Donna Hogan

CAESARS ATLANTIC CITY
MONTHLY GROSS REVENUE TAX RETURN
SCHEDULE OF OTHER GAMES
FOR THE MONTH OF January 2008

Line (a)	Type of Game (b)	Authorized Units (c)	Win or (Loss) (d)	Drop (e)	Win or (Loss) Percentage (f)
1	Red Dog				
2	Sic Bo	1	52,237	209,998	24.9%
3	Pai Gow Poker	6	601,639	2,167,790	27.8%
4	Pai Gow	5	458,401	3,458,410	13.3%
5	Pokette				
6	Double Down Stud Poker				
7	Keno	6	30,828	119,476	25.8%
8	Caribbean Stud Poker	3	185,270	737,193	25.1%
9	Let it Ride Poker	3	148,601	826,018	18.0%
10	Super 7 1/2				
11	Mini-Craps				
12	Three Card Poker	11	1,571,052	5,016,843	31.3%
13	Caribbean Draw Poker				
14	Mini-Dice				
15	Fast Action Hold 'Em				
16	Casino War				
17	Countdown				
18	Spanish 21	7	328,347	1,877,929	17.5%
19	Colorado Hold'Em Poker				
20	Multi-Bacc				
21	Wild Aruba Stud Poker				
22	Monopoly Poker				
23	Table Slots				
24	Rainbow Dice				
25	Triple Shot				
26	Blackjack Switch				
27	Let's Get Wild Poker				
28	Boston 5 Stud Poker				
29	Double Cross Poker				
30	Double Attack Blackjack	1	83,896	362,624	23.1%
31	Shao Pai Gow				
32	6 to 5 Blackjack				
33	Four Card Poker	4	452,542	1,813,470	25.0%
34	Suspense 21				
35	Two Card Royal				
36	Player's Choice Poker				
37	Superfun 21				
38	Hawaii Hi-Lo				
39	Texas Hold 'Em Bonus Poker	4	211,793	812,946	26.1%
40	House Way Pai Gow Poker				
41	Flop Poker				
42	Two Card Joker Poker				
43	Ultimate Texas Hold 'Em				
44	Asia Poker	2	240,161	816,565	29.4%
	Total -(Must agree with line 7 on Pg 1)	53	\$ 4,364,767	\$ 18,219,262	24.0%

HARRAH'S CASINO HOTEL

MONTHLY GROSS REVENUE TAX RETURN

FOR THE MONTH OF JANUARY, 2008

GROSS REVENUE - CURRENT MONTH

Line (a)	Type of Game (b)	Authorized Units (c)	Win or (Loss) (d)	Drop/Handle (e)	Win or (Loss) Percentage (f)
Table and Other Games:					
1	Blackjack	38	\$ 2,201,758	\$ 16,412,770	13.4%
2	Craps	6	775,198	5,142,040	15.1%
3	Roulette	11	587,891	3,271,774	18.0%
4	Big Six	1	52,867	102,164	51.7%
5	Baccarat	0	0	0	0.0%
6	Minibaccarat	3	451,300	1,557,366	29.0%
7	Other Games - (Page 2)	35	2,125,169	8,017,551	26.5%
8	Subtotal - Table and Other Games	94	6,194,183	\$ 34,503,665	18.0%
9	Poker	24	329,611		
10	Total - Table and Other Games	118	\$ 6,523,794		
Slot Machines:					
11	\$.01 and .02 Slot Machines	312	\$ 3,186,706	\$ 32,295,064	9.9%
12	\$.05 Slot Machines	681	5,486,315	50,847,828	10.8%
13	\$.25 Slot Machines	1,072	6,655,741	67,758,515	9.8%
14	\$.50 Slot Machines	57	308,840	3,521,219	8.8%
15	\$ 1.00 Slot Machines	453	3,701,356	45,065,164	8.2%
16	\$ 5.00 Slot Machines	94	1,182,462	19,992,655	5.9%
17	\$ 25.00 Slot Machines	16	291,568	8,360,350	3.5%
18	\$100.00 Slot Machines	10	286,937	4,090,600	7.0%
19	Multi-denominational Slot Machines	1,153	10,306,772	137,103,602	7.5%
20	Other Slot Machines	38	277,624	4,806,854	5.8%
21	Total - Slot Machines	3,886	\$ 31,684,321	\$ 373,841,851	8.5%
22	Total Gross Revenue		\$ 38,208,115		

TAX ON GROSS REVENUE

23	Year-to-Date Table and Other Games Gross Revenue.....	\$ 6,523,794	
24	Year-to-Date Slot Machine Gross Revenue.....	31,684,321	
25	Year-to-Date Total Gross Revenue.....	\$ 38,208,115	
26	Adjustments	\$ 521	
27	Year-To-Date Taxable Gross Revenue	\$ 38,208,636	
28	Tax on Gross Revenue (8% of line 27).....	\$ 3,056,691	
29	Less - Total Tax Paid in Prior Months.....		
30	Total Tax Required for this Month (line 28 less line 29).....	\$ 3,056,691	
31	Total Progressive Payout Liability - End of Month.....	\$ 1,031,614	
32	Authorized Casino Square Footage - End of Month.....	160,834	
33	Authorized Simulcasting Square Footage - End of Month.....		
34	Simulcasting Revenue for the Month.....		
35	Simulcasting Handle for the Month.....		

Under penalties of perjury, I declare that I have examined this report, and to the best of my knowledge and belief, it is true and complete

2/07/2008
DATE

Mary Cheeks
Mary Cheeks

HARRAH'S CASINO HOTEL
MONTHLY GROSS REVENUE TAX RETURN
SCHEDULE OF OTHER GAMES
FOR THE MONTH OF JANUARY, 2008

Line (a)	Type of Game (b)	Authorized Units (c)	Win or (Loss) (d)	Drop (e)	Win or (Loss) Percentage (f)
1	Red Dog				
2	Sic Bo				
3	Pai Gow Poker	2	81,314	439,253	18.5%
4	Pai Gow	2	66,450	240,695	27.6%
5	Pokette				
6	Double Down Stud Poker				
7	Keno	4	50,793	134,427	37.8%
8	Caribbean Stud Poker	1	61,473	236,057	26.0%
9	Let it Ride Poker	4	342,929	1,348,392	25.4%
10	Super 7 1/2				
11	Mini-Craps				
12	Three Card Poker	12	905,509	3,510,183	25.8%
13	Caribbean Draw Poker				
14	Mini-Dice				
15	Fast Action Hold 'Em				
16	Casino War				
17	Countdown				
18	Spanish 21	2	98,086	296,597	33.1%
19	Colorado Hold'Em Poker				
20	Multi-Bacc				
21	Wild Aruba Stud Poker				
22	Monopoly Poker				
23	Table Slots				
24	Rainbow Dice				
25	Triple Shot				
26	Blackjack Switch				
27	Let's Get Wild Poker				
28	Boston 5 Stud Poker				
29	Double Cross Poker				
30	Double Attack Blackjack	2	71,758	194,397	36.9%
31	Shao Pai Gow				
32	6 to 5 Blackjack				
33	Four Card Poker	3	252,203	785,176	32.1%
34	Suspense 21				
35	Two Card Royal				
36	Player's Choice Poker				
37	Superfun 21				
38	Hawaii Hi-Lo				
39	Texas Hold 'Em Bonus Poker	2	133,163	467,944	28.5%
40	House Way Pai Gow Poker				
41	Flop Poker	1	61,491	364,430	16.9%
42	Two Card Joker Poker				
43	Ultimate Texas Hold 'Em				
44	Asia Poker				
	Total -(Must agree with line 7 on Pg 1)	35	\$ 2,125,169	\$ 8,017,551	26.5%

RESORTS ATLANTIC CITY

MONTHLY GROSS REVENUE TAX RETURN

FOR THE MONTH OF JANUARY, 2008

GROSS REVENUE - CURRENT MONTH

Line (a)	Type of Game (b)	Authorized Units (c)	Win or (Loss) (d)	Drop/Handle (e)	Win or (Loss) Percentage (f)
Table and Other Games:					
1	Blackjack	34	\$ 2,069,825	\$ 10,743,957	19.3%
2	Craps	6	535,356	3,107,813	17.2%
3	Roulette	10	501,459	2,191,007	22.9%
4	Big Six	1	1,745	3,647	47.8%
5	Baccarat	3	491,463	2,423,019	20.3%
6	Minibaccarat	12	1,247,535	11,253,578	11.1%
7	Other Games - (Page 2)	20	739,403	3,740,344	19.8%
8	Subtotal - Table and Other Games	86	5,586,786	\$ 33,463,365	16.7%
9	Poker	5	39,387		
10	Total - Table and Other Games	91	\$ 5,626,173		

Slot Machines:					
11	\$.01 and .02 Slot Machines	486	\$ 3,441,492	\$ 29,904,754	11.5%
12	\$.05 Slot Machines	313	1,175,105	12,288,237	9.6%
13	\$.25 Slot Machines	612	2,330,503	26,862,910	8.7%
14	\$.50 Slot Machines	91	310,784	3,608,772	8.6%
15	\$ 1.00 Slot Machines	243	1,414,439	19,903,861	7.1%
16	\$ 5.00 Slot Machines	72	638,166	10,413,495	6.1%
17	\$ 25.00 Slot Machines	10	212,526	4,332,500	4.9%
18	\$100.00 Slot Machines	10	354,831	1,898,200	18.7%
19	Multi-denominational Slot Machines	740	3,783,671	48,786,209	7.8%
20	Other Slot Machines	20	88,063	2,933,024	3.0%
21	Total - Slot Machines	2,597	\$ 13,749,580	\$ 160,931,962	8.5%
22	Total Gross Revenue		\$ 19,375,753		

TAX ON GROSS REVENUE

23	Year-to-Date Table and Other Games Gross Revenue.....	\$ 5,626,173
24	Year-to-Date Slot Machine Gross Revenue.....	13,749,580
25	Year-to-Date Total Gross Revenue.....	\$ 19,375,753
26	Adjustments	\$ (2,020)
27	Year-To-Date Taxable Gross Revenue	\$ 19,373,733
28	Tax on Gross Revenue (8% of line 27).....	\$ 1,549,899
29	Less - Total Tax Paid in Prior Months.....	0
30	Total Tax Required for this Month (line 28 less line 29).....	\$ 1,549,899
31	Total Progressive Payout Liability - End of Month.....	\$ 282,096
32	Authorized Casino Square Footage - End of Month.....	99,029
33	Authorized Simulcasting Square Footage - End of Month.....	
34	Simulcasting Revenue for the Month.....	
35	Simulcasting Handle for the Month.....	

Under penalties of perjury, I declare that I have examined this report, and to the best of my knowledge and belief, it is true and complete

February 11, 2008
DATE



Andrew Barth

RESORTS ATLANTIC CITY
MONTHLY GROSS REVENUE TAX RETURN
SCHEDULE OF OTHER GAMES
FOR THE MONTH OF JANUARY, 2008

Line (a)	Type of Game (b)	Authorized Units (c)	Win or (Loss) (d)	Drop (e)	Win or (Loss) Percentage (f)
1	Red Dog				
2	Sic Bo				
3	Pai Gow Poker	1	5,554	70,839	7.8%
4	Pai Gow	2	73,969	547,662	13.5%
5	Pokette				
6	Double Down Stud Poker				
7	Keno				
8	Caribbean Stud Poker				
9	Let it Ride Poker	2	76,845	497,331	15.5%
10	Super 7 1/2				
11	Mini-Craps				
12	Three Card Poker	8	369,096	1,663,484	22.2%
13	Caribbean Draw Poker				
14	Mini-Dice				
15	Fast Action Hold 'Em				
16	Casino War				
17	Countdown				
18	Spanish 21	3	119,485	515,606	23.2%
19	Colorado Hold'Em Poker				
20	Multi-Bacc				
21	Wild Aruba Stud Poker				
22	Monopoly Poker				
23	Table Slots				
24	Rainbow Dice				
25	Triple Shot				
26	Blackjack Switch				
27	Let's Get Wild Poker				
28	Boston 5 Stud Poker				
29	Double Cross Poker				
30	Double Attack Blackjack	1	10,596	16,710	63.4%
31	Shao Pai Gow				
32	6 to 5 Blackjack				
33	Four Card Poker	1	20,435	130,393	15.7%
34	Suspense 21				
35	Two Card Royal				
36	Player's Choice Poker				
37	Superfun 21				
38	Hawaii Hi-Lo				
39	Texas Hold 'Em Bonus Poker	1	33,801	80,040	42.2%
40	House Way Pai Gow Poker				
41	Flop Poker				
42	Two Card Joker Poker				
43	Ultimate Texas Hold 'Em				
44	Asia Poker	1	29,622	218,279	13.6%
45	Winner's Pot Poker				
	Total -(Must agree with line 7 on Pg 1)	20	\$ 739,403	\$ 3,740,344	19.8%

SHOWBOAT

MONTHLY GROSS REVENUE TAX RETURN

FOR THE MONTH OF JANUARY, 2008

GROSS REVENUE - CURRENT MONTH

Line (a)	Type of Game (b)	Authorized Units (c)	Win or (Loss) (d)	Drop/Handle (e)	Win or (Loss) Percentage (f)
Table and Other Games:					
1	Blackjack	41	\$ 2,064,224	\$ 11,684,202	17.7%
2	Craps	5	481,124	3,856,458	12.5%
3	Roulette	9	582,663	2,581,471	22.6%
4	Big Six	1	50,515	115,705	43.7%
5	Baccarat				0.0%
6	Minibaccarat	9	718,217	10,482,875	6.9%
7	Other Games - (Page 2)	24	1,502,475	6,592,361	22.8%
8	Subtotal - Table and Other Games	89	5,399,218	\$ 35,313,072	15.3%
9	Poker	23	396,871		
10	Total - Table and Other Games	112	\$ 5,796,089		

Slot Machines:					
11	\$.01 and .02 Slot Machines	503	\$ 3,848,001	\$ 32,481,128	11.8%
12	\$.05 Slot Machines	290	3,653,100	30,004,798	12.2%
13	\$.25 Slot Machines	407	1,583,011	37,414,012	4.2%
14	\$.50 Slot Machines	24	29,761	806,249	3.7%
15	\$ 1.00 Slot Machines	181	310,781	23,975,350	1.3%
16	\$ 5.00 Slot Machines	28	60,612	6,197,045	1.0%
17	\$ 25.00 Slot Machines	3	8,230	572,475	1.4%
18	\$100.00 Slot Machines	3	53,696	540,000	9.9%
19	Multi-denominational Slot Machines	1,964	12,949,593	106,897,968	12.1%
20	Other Slot Machines	4	18,725	684,030	2.7%
21	Total - Slot Machines	3,407	\$ 22,515,510	\$ 239,573,055	9.4%
22	Total Gross Revenue		\$ 28,311,599		

TAX ON GROSS REVENUE

23	Year-to-Date Table and Other Games Gross Revenue.....	\$ 5,796,089
24	Year-to-Date Slot Machine Gross Revenue.....	22,515,510
25	Year-to-Date Total Gross Revenue.....	\$ 28,311,599
26	Adjustments	\$ 165
27	Year-To-Date Taxable Gross Revenue	\$ 28,311,764
28	Tax on Gross Revenue (8% of line 27).....	\$ 2,264,941
29	Less - Total Tax Paid in Prior Months.....	
30	Total Tax Required for this Month (line 28 less line 29).....	\$ 2,264,941
31	Total Progressive Payout Liability - End of Month.....	\$ 1,461,045
32	Authorized Casino Square Footage - End of Month.....	120,062
33	Authorized Simulcasting Square Footage - End of Month.....	17,086
34	Simulcasting Revenue for the Month.....	\$ 39,989
35	Simulcasting Handle for the Month.....	\$ 484,361

Under penalties of perjury, I declare that I have examined this report, and to the best of my knowledge and belief, it is true and complete

February 11, 2008
DATE


Gail Myers

SHOWBOAT
MONTHLY GROSS REVENUE TAX RETURN
SCHEDULE OF OTHER GAMES
FOR THE MONTH OF JANUARY, 2008

Line (a)	Type of Game (b)	Authorized Units (c)	Win or (Loss) (d)	Drop (e)	Win or (Loss) Percentage (f)
1	Red Dog				
2	Sic Bo				
3	Pai Gow Poker	2	164,913	635,934	25.9%
4	Pai Gow	2	69,421	751,414	9.2%
5	Pokette				
6	Double Down Stud Poker				
7	Keno				
8	Caribbean Stud Poker	1	61,328	208,596	29.4%
9	Let it Ride Poker	3	195,599	794,321	24.6%
10	Super 7 1/2				
11	Mini-Craps				
12	Three Card Poker	7	553,215	2,290,847	24.1%
13	Caribbean Draw Poker				
14	Mini-Dice				
15	Fast Action Hold 'Em				
16	Casino War				
17	Countdown				
18	Spanish 21	2	75,949	333,520	22.8%
19	Colorado Hold'Em Poker				
20	Multi-Bacc				
21	Wild Aruba Stud Poker				
22	Monopoly Poker				
23	Table Slots				
24	Rainbow Dice				
25	Triple Shot				
26	Blackjack Switch				
27	Let's Get Wild Poker				
28	Boston 5 Stud Poker				
29	Double Cross Poker				
30	Double Attack Blackjack	2	103,757	350,625	29.6%
31	Shao Pai Gow				
32	6 to 5 Blackjack				
33	Four Card Poker	1	92,328	286,453	32.2%
34	Suspense 21				
35	Two Card Royal				
36	Player's Choice Poker				
37	Superfun 21				
38	Hawaii Hi-Lo				
39	Texas Hold 'Em Bonus Poker	2	87,416	435,265	20.1%
40	House Way Pai Gow Poker				
41	Flop Poker	1	58,457	318,993	18.3%
42	Two Card Joker Poker				
43	Ultimate Texas Hold 'Em				
44	Asia Poker	1	40,092	186,393	21.5%
45	Winner's Pot Poker				
	Total -(Must agree with line 7 on Pg 1)	24	\$ 1,502,475	\$ 6,592,361	22.8%

TROPICANA CASINO & RESORT

MONTHLY GROSS REVENUE TAX RETURN

FOR THE MONTH OF JANUARY, 2008

GROSS REVENUE - CURRENT MONTH


Line (a)	Type of Game (b)	Authorized Units (c)	Win or (Loss) (d)	Drop/Handle (e)	Win or (Loss) Percentage (f)
Table and Other Games:					
1	Blackjack	63	\$ 2,389,378	\$ 19,747,154	12.1%
2	Craps	6	1,006,283	6,450,356	15.6%
3	Roulette	20	1,180,271	5,796,108	20.4%
4	Big Six	1	45,142	116,900	38.6%
5	Baccarat	2	4,555	998,242	0.5%
6	Minibaccarat	6	366,917	3,723,735	9.9%
7	Other Games - (Page 2)	33	2,529,884	9,873,556	25.6%
8	Subtotal - Table and Other Games	131	\$ 7,522,430	\$ 46,706,051	16.1%
9	Poker	48	660,743		
10	Total - Table and Other Games	179	\$ 8,183,173		
Slot Machines:					
11	\$.01 and .02 Slot Machines	502	\$ 3,496,085	\$ 28,302,399	12.4%
12	\$.05 Slot Machines	489	1,923,787	20,619,354	9.3%
13	\$.25 Slot Machines	650	2,976,273	38,176,492	7.8%
14	\$.50 Slot Machines	50	229,160	3,436,576	6.7%
15	\$ 1.00 Slot Machines	259	2,067,477	26,813,513	7.7%
16	\$ 5.00 Slot Machines	53	507,739	7,370,765	6.9%
17	\$ 25.00 Slot Machines	15	133,800	1,363,825	9.8%
18	\$100.00 Slot Machines	12	(48,420)	556,800	-8.7%
19	Multi-denominational Slot Machines	1,322	6,890,334	81,430,423	8.5%
20	Other Slot Machines	50	452,343	5,346,172	8.5%
21	Total - Slot Machines	3,402	\$ 18,628,578	\$ 213,416,319	8.7%
22	Total Gross Revenue		\$ 26,811,751		

TAX ON GROSS REVENUE

23	Year-to-Date Table and Other Games Gross Revenue.....	\$ 8,183,173
24	Year-to-Date Slot Machine Gross Revenue.....	18,628,578
25	Year-to-Date Total Gross Revenue.....	\$ 26,811,751
26	Adjustments	
27	Year-To-Date Taxable Gross Revenue	\$ 26,811,751
28	Tax on Gross Revenue (8% of line 27).....	\$ 2,144,940
29	Less - Total Tax Paid in Prior Months.....	
30	Total Tax Required for this Month (line 28 less line 29).....	\$ 2,144,940
31	Total Progressive Payout Liability - End of Month.....	\$ 1,232,470
32	Authorized Casino Square Footage - End of Month.....	137,616
33	Authorized Simulcasting Square Footage - End of Month.....	8,380
34	Simulcasting Revenue for the Month.....	\$ 53,077
35	Simulcasting Handle for the Month.....	\$ 596,915

Under penalties of perjury, I declare that I have examined this report, and to the best of my knowledge and belief, it is true and complete

February 11, 2008
DATE


Jeff Bohrer
Executive Director, Casino Controller

TROPICANA CASINO & RESORT
MONTHLY GROSS REVENUE TAX RETURN
SCHEDULE OF OTHER GAMES
FOR THE MONTH OF JANUARY, 2008

Line (a)	Type of Game (b)	Authorized Units (c)	Win or (Loss) (d)	Drop (e)	Win or (Loss) Percentage (f)
1	Red Dog				
2	Sic Bo				
3	Pai Gow Poker	4	185,819	772,021	24.1%
4	Pai Gow	3	42,912	829,420	5.2%
5	Pokette				
6	Double Down Stud Poker				
7	Keno				
8	Caribbean Stud Poker	2	138,695	589,670	23.5%
9	Let it Ride Poker	3	173,284	779,344	22.2%
10	Super 7 1/2				
11	Mini-Craps				
12	Three Card Poker	11	1,251,892	4,029,040	31.1%
13	Caribbean Draw Poker				
14	Mini-Dice				
15	Fast Action Hold 'Em				
16	Casino War				
17	Countdown				
18	Spanish 21	4	215,344	1,005,949	21.4%
19	Colorado Hold'Em Poker				
20	Multi-Bacc				
21	Wild Aruba Stud Poker				
22	Monopoly Poker				
23	Table Slots				
24	Rainbow Dice				
25	Triple Shot				
26	Blackjack Switch				
27	Let's Get Wild Poker				
28	Boston 5 Stud Poker				
29	Double Cross Poker				
30	Double Attack Blackjack				
31	Shao Pai Gow				
32	6 to 5 Blackjack				
33	Four Card Poker	2	211,733	810,552	26.1%
34	Suspense 21				
35	Two Card Royal				
36	Player's Choice Poker				
37	Superfun 21				
38	Hawaii Hi-Lo				
39	Texas Hold 'Em Bonus Poker	4	310,205	1,057,560	29.3%
40	House Way Pai Gow Poker				
41	Flop Poker				
42	Two Card Joker Poker				
43	Ultimate Texas Hold 'Em				
44	Asia Poker				
	Total -(Must agree with line 7 on Pg 1)	33	\$ 2,529,884	\$ 9,873,556	25.6%

TRUMP MARINA

MONTHLY GROSS REVENUE TAX RETURN

FOR THE MONTH OF **January, 2008**

GROSS REVENUE - CURRENT MONTH


Line (a)	Type of Game (b)	Authorized Units (c)	Win or (Loss) (d)	Drop/Handle (e)	Win or (Loss) Percentage (f)
Table and Other Games:					
1	Blackjack	29	\$ 582,069	\$ 10,058,901	5.8%
2	Craps	6	1,087,548	5,204,858	20.9%
3	Roulette	6	301,732	1,652,451	18.3%
4	Big Six	0	0	0	0.0%
5	Baccarat	2	(630)	689,131	-0.1%
6	Minibaccarat	4	471,210	3,677,373	12.8%
7	Other Games - (Page 2)	26	978,829	4,791,918	20.4%
8	Subtotal - Table and Other Games	73	3,420,758	\$ 26,074,632	13.1%
9	Poker				
10	Total - Table and Other Games	73	\$ 3,420,758		
Slot Machines:					
11	\$.01 and .02 Slot Machines	447	\$ 3,714,702	\$ 34,686,171	10.7%
12	\$.05 Slot Machines	436	2,571,281	26,551,455	9.7%
13	\$.25 Slot Machines	487	2,329,414	28,011,412	8.3%
14	\$.50 Slot Machines	51	167,704	4,009,831	4.2%
15	\$ 1.00 Slot Machines	274	1,616,100	25,724,287	6.3%
16	\$ 5.00 Slot Machines	51	286,564	7,174,180	4.0%
17	\$ 25.00 Slot Machines	10	7,980	1,374,475	0.6%
18	\$100.00 Slot Machines	5	(198,661)	643,800	-30.9%
19	Multi-denominational Slot Machines	166	1,389,234	16,610,281	8.4%
20	Other Slot Machines	24	223,550	4,412,742	5.1%
21	Total - Slot Machines	1,951	\$ 12,107,868	\$ 149,198,634	8.1%
22	Total Gross Revenue		\$ 15,528,626		

TAX ON GROSS REVENUE

23	Year-to-Date Table and Other Games Gross Revenue.....	\$ 3,420,758
24	Year-to-Date Slot Machine Gross Revenue.....	12,107,868
25	Year-to-Date Total Gross Revenue.....	\$ 15,528,626
26	Adjustments	\$ (480)
27	Year-To-Date Taxable Gross Revenue	\$ 15,528,146
28	Tax on Gross Revenue (8% of line 27).....	\$ 1,242,252
29	Less - Total Tax Paid in Prior Months.....	0
30	Total Tax Required for this Month (line 28 less line 29).....	\$ 1,242,252
31	Total Progressive Payout Liability - End of Month.....	\$ 311,213
32	Authorized Casino Square Footage - End of Month.....	78,535
33	Authorized Simulcasting Square Footage - End of Month.....	
34	Simulcasting Revenue for the Month.....	
35	Simulcasting Handle for the Month.....	

Under penalties of perjury, I declare that I have examined this report, and to the best of my knowledge and belief, it is true and complete

February 11, 2008
DATE



Robert Allen

Director of Casino Finance 6793-11
TITLE (LICENSE NUMBER)

TRUMP MARINA
MONTHLY GROSS REVENUE TAX RETURN
SCHEDULE OF OTHER GAMES
FOR THE MONTH OF January, 2008

Line (a)	Type of Game (b)	Authorized Units (c)	Win or (Loss) (d)	Drop (e)	Win or (Loss) Percentage (f)
1	Red Dog				
2	Sic Bo				
3	Pai Gow Poker	2	63,837	386,301	16.5%
4	Pai Gow	2	48,530	370,758	13.1%
5	Pokette				
6	Double Down Stud Poker				
7	Keno				
8	Caribbean Stud Poker	2	73,907	334,048	22.1%
9	Let it Ride Poker	3	124,187	755,672	16.4%
10	Super 7 1/2				
11	Mini-Craps				
12	Three Card Poker	6	337,261	1,674,955	20.1%
13	Caribbean Draw Poker				
14	Mini-Dice				
15	Fast Action Hold 'Em				
16	Casino War				
17	Countdown				
18	Spanish 21	3	60,173	452,513	13.3%
19	Colorado Hold'Em Poker				
20	Multi-Bacc				
21	Wild Aruba Stud Poker				
22	Monopoly Poker				
23	Table Slots				
24	Rainbow Dice				
25	Triple Shot				
26	Blackjack Switch				
27	Let's Get Wild Poker				
28	Boston 5 Stud Poker				
29	Double Cross Poker				
30	Double Attack Blackjack	1	21,005	42,772	49.1%
31	Shao Pai Gow				
32	6 to 5 Blackjack				
33	Four Card Poker	2	120,460	282,432	42.7%
34	Suspense 21				
35	Two Card Royal				
36	Player's Choice Poker				
37	Superfun 21				
38	Hawaii Hi-Lo				
39	Texas Hold 'Em Bonus Poker	2	28,952	149,800	19.3%
40	House Way Pai Gow Poker				
41	Flop Poker	2	22,014	159,733	13.8%
42	Two Card Joker Poker				
43	Ultimate Texas Hold 'Em	1	78,503	182,934	42.9%
44	Asia Poker				
45	Winner's Pot Poker				
	Total -(Must agree with line 7 on Pg 1)	26	\$ 978,829	\$ 4,791,918	20.4%

TRUMP PLAZA ASSOCIATES

MONTHLY GROSS REVENUE TAX RETURN

FOR THE MONTH OF JANUARY 2008

GROSS REVENUE - CURRENT MONTH


Line (a)	Type of Game (b)	Authorized Units (c)	Win or (Loss) (d)	Drop/Handle (e)	Win or (Loss) Percentage (f)
Table and Other Games:					
1	Blackjack	36	\$ 3,419,559	\$ 19,274,345	17.7%
2	Craps	5	620,836	4,513,844	13.8%
3	Roulette	9	809,312	3,310,170	24.4%
4	Big Six	0	0	0	0.0%
5	Baccarat	0	0	0	0.0%
6	Minibaccarat	10	1,287,105	11,016,862	11.7%
7	Other Games - (Page 2)	21	1,422,076	7,442,625	19.1%
8	Subtotal - Table and Other Games	81	7,558,888	\$ 45,557,846	16.6%
9	Poker				
10	Total - Table and Other Games	81	\$ 7,558,888		
Slot Machines:					
11	\$.01 and .02 Slot Machines	562	\$ 2,374,290	\$ 27,728,796	8.6%
12	\$.05 Slot Machines	374	1,921,092	18,603,872	10.3%
13	\$.25 Slot Machines	551	1,835,785	46,966,860	3.9%
14	\$.50 Slot Machines	110	613,636	9,161,369	6.7%
15	\$ 1.00 Slot Machines	250	1,075,485	23,355,333	4.6%
16	\$ 5.00 Slot Machines	56	(597,655)	10,509,785	-5.7%
17	\$ 25.00 Slot Machines	12	116,920	1,496,225	7.8%
18	\$100.00 Slot Machines	5	(15,004)	535,800	-2.8%
19	Multi-denominational Slot Machines	151	5,792,063	17,518,066	33.1%
20	Other Slot Machines	66	648,984	10,188,868	6.4%
21	Total - Slot Machines	2,137	\$ 13,765,596	\$ 166,064,974	8.3%
22	Total Gross Revenue		\$ 21,324,484		

TAX ON GROSS REVENUE

23	Year-to-Date Table and Other Games Gross Revenue.....	\$ 7,558,888
24	Year-to-Date Slot Machine Gross Revenue.....	13,765,596
25	Year-to-Date Total Gross Revenue.....	\$ 21,324,484
26	Adjustments	\$ 767
27	Year-To-Date Taxable Gross Revenue	\$ 21,325,251
28	Tax on Gross Revenue (8% of line 27).....	\$ 1,706,020
29	Less - Total Tax Paid in Prior Months.....	0
30	Total Tax Required for this Month (line 28 less line 29).....	\$ 1,706,020
31	Total Progressive Payout Liability - End of Month.....	\$ 345,433
32	Authorized Casino Square Footage - End of Month.....	86,712
33	Authorized Simulcasting Square Footage - End of Month.....	
34	Simulcasting Revenue for the Month.....	
35	Simulcasting Handle for the Month.....	

Under penalties of perjury, I declare that I have examined this report, and to the best of my knowledge and belief, it is true and complete

February 11, 2008
DATE


Ronald Alcorn

TRUMP PLAZA ASSOCIATES
MONTHLY GROSS REVENUE TAX RETURN
SCHEDULE OF OTHER GAMES
FOR THE MONTH OF JANUARY 2008

Line (a)	Type of Game (b)	Authorized Units (c)	Win or (Loss) (d)	Drop (e)	Win or (Loss) Percentage (f)
1	Red Dog				
2	Sic Bo				
3	Pai Gow Poker	2	149,434	826,344	18.1%
4	Pai Gow	2	173,388	929,514	18.7%
5	Pokette				
6	Double Down Stud Poker				
7	Keno				
8	Caribbean Stud Poker				
9	Let it Ride Poker	2	144,623	553,636	26.1%
10	Super 7 1/2				
11	Mini-Craps				
12	Three Card Poker	8	390,604	2,869,064	13.6%
13	Caribbean Draw Poker				
14	Mini-Dice				
15	Fast Action Hold 'Em				
16	Casino War				
17	Countdown				
18	Spanish 21	3	304,433	1,244,265	24.5%
19	Colorado Hold'Em Poker				
20	Multi-Bacc				
21	Wild Aruba Stud Poker				
22	Monopoly Poker				
23	Table Slots				
24	Rainbow Dice				
25	Triple Shot				
26	Blackjack Switch				
27	Let's Get Wild Poker				
28	Boston 5 Stud Poker				
29	Double Cross Poker				
30	Double Attack Blackjack				
31	Shao Pai Gow				
32	6 to 5 Blackjack				
33	Four Card Poker	2	122,172	598,558	20.4%
34	Suspense 21				
35	Two Card Royal				
36	Player's Choice Poker				
37	Superfun 21				
38	Hawaii Hi-Lo				
39	Texas Hold 'Em Bonus Poker	2	137,422	421,244	32.6%
40	House Way Pai Gow Poker				
41	Flop Poker				
42	Two Card Joker Poker				
43	Ultimate Texas Hold 'Em				
44	Asia Poker				
45	Winner's Pot Poker				
	Total -(Must agree with line 7 on Pg 1)	21	\$ 1,422,076	\$ 7,442,625	19.1%

TRUMP TAJ MAHAL CASINO RESORT

MONTHLY GROSS REVENUE TAX RETURN

FOR THE MONTH OF JANUARY, 2008

GROSS REVENUE - CURRENT MONTH


Line (a)	Type of Game (b)	Authorized Units (c)	Win or (Loss) (d)	Drop/Handle (e)	Win or (Loss) Percentage (f)
Table and Other Games:					
1	Blackjack	61	\$ 6,019,693	\$ 37,222,213	16.2%
2	Craps	11	1,764,008	12,877,379	13.7%
3	Roulette	13	1,356,596	5,906,655	23.0%
4	Big Six	1	60,854	108,572	56.0%
5	Baccarat	1	308,725	2,924,597	10.6%
6	Minibaccarat	10	1,076,070	14,279,426	7.5%
7	Other Games - (Page 2)	33	3,349,145	14,092,016	23.8%
8	Subtotal - Table and Other Games	130	13,935,091	\$ 87,410,858	15.9%
9	Poker	68	1,643,843		
10	Total - Table and Other Games	198	\$ 15,578,934		
Slot Machines:					
11	\$.01 and .02 Slot Machines	775	\$ 6,130,592	\$ 54,502,684	11.2%
12	\$.05 Slot Machines	429	2,802,058	30,948,679	9.1%
13	\$.25 Slot Machines	1,240	4,641,502	59,236,466	7.8%
14	\$.50 Slot Machines	79	305,149	3,018,308	10.1%
15	\$ 1.00 Slot Machines	450	3,796,208	57,043,793	6.7%
16	\$ 5.00 Slot Machines	94	1,132,111	23,094,055	4.9%
17	\$ 25.00 Slot Machines	12	278,500	4,425,625	6.3%
18	\$100.00 Slot Machines	18	235,425	4,106,100	5.7%
19	Multi-denominational Slot Machines	383	3,065,095	44,544,936	6.9%
20	Other Slot Machines	53	257,977	5,374,288	4.8%
21	Total - Slot Machines	3,533	\$ 22,644,617	\$ 286,294,934	7.9%
22	Total Gross Revenue		\$ 38,223,551		

TAX ON GROSS REVENUE

23	Year-to-Date Table and Other Games Gross Revenue.....	\$ 15,578,934
24	Year-to-Date Slot Machine Gross Revenue.....	22,644,617
25	Year-to-Date Total Gross Revenue.....	\$ 38,223,551
26	Adjustments	\$ 14,521
27	Year-To-Date Taxable Gross Revenue	\$ 38,238,072
28	Tax on Gross Revenue (8% of line 27).....	\$ 3,059,046
29	Less - Total Tax Paid in Prior Months.....	0
30	Total Tax Required for this Month (line 28 less line 29).....	\$ 3,059,046
31	Total Progressive Payout Liability - End of Month.....	\$ 787,411
32	Authorized Casino Square Footage - End of Month.....	119,361
33	Authorized Simulcasting Square Footage - End of Month.....	47,516
34	Simulcasting Revenue for the Month.....	\$ 70,119
35	Simulcasting Handle for the Month.....	\$ 835,723

Under penalties of perjury, I declare that I have examined this report, and to the best of my knowledge and belief, it is true and complete

February 11, 2008
DATE


Ford Palmer

TRUMP TAJ MAHAL CASINO RESORT
MONTHLY GROSS REVENUE TAX RETURN
SCHEDULE OF OTHER GAMES
FOR THE MONTH OF JANUARY, 2008

Line (a)	Type of Game (b)	Authorized Units (c)	Win or (Loss) (d)	Drop (e)	Win or (Loss) Percentage (f)
1	Red Dog				
2	Sic Bo	1	28,701	101,418	28.3%
3	Pai Gow Poker	4	454,267	1,838,176	24.7%
4	Pai Gow	3	187,857	1,486,244	12.6%
5	Pokette				
6	Double Down Stud Poker				
7	Keno	2	10,666	77,244	13.8%
8	Caribbean Stud Poker	2	127,221	467,557	27.2%
9	Let it Ride Poker	3	223,415	857,568	26.1%
10	Super 7 1/2				
11	Mini-Craps				
12	Three Card Poker	9	1,102,301	5,030,946	21.9%
13	Caribbean Draw Poker				
14	Mini-Dice				
15	Fast Action Hold 'Em				
16	Casino War				
17	Countdown				
18	Spanish 21	4	481,757	1,694,220	28.4%
19	Colorado Hold'Em Poker				
20	Multi-Bacc				
21	Wild Aruba Stud Poker				
22	Monopoly Poker				
23	Table Slots				
24	Rainbow Dice				
25	Triple Shot				
26	Blackjack Switch				
27	Let's Get Wild Poker				
28	Boston 5 Stud Poker				
29	Double Cross Poker				
30	Double Attack Blackjack	1	150,722	427,512	35.3%
31	Shao Pai Gow				
32	6 to 5 Blackjack				
33	Four Card Poker	2	366,495	1,249,997	29.3%
34	Suspense 21				
35	Two Card Royal				
36	Player's Choice Poker				
37	Superfun 21				
38	Hawaii Hi-Lo				
39	Texas Hold 'Em Bonus Poker	2	215,743	861,134	25.1%
40	House Way Pai Gow Poker				
41	Flop Poker				
42	Two Card Joker Poker				
43	Ultimate Texas Hold 'Em				
44	Asia Poker				
45	Winner's Pot Poker				
	Total -(Must agree with line 7 on Pg 1)	33	\$ 3,349,145	\$ 14,092,016	23.8%