

# ATLANTIC CITY HILTON (RIH ACQUISITIONS N.J., LLC)

## MONTHLY GROSS REVENUE TAX RETURN

FOR THE MONTH OF FEBRUARY , 2008

### GROSS REVENUE - CURRENT MONTH

Line (a)	Type of Game (b)	Authorized Units (c)	Win or (Loss) (d)	Drop/Handle (e)	Win or (Loss) Percentage (f)
Table and Other Games:					
1	Blackjack	43	\$ 2,784,848	\$ 16,779,956	16.6%
2	Craps	8	561,783	4,903,497	11.5%
3	Roulette	8	376,717	2,315,391	16.3%
4	Big Six	1	21,542	42,426	50.8%
5	Baccarat	2	96,303	1,704,670	5.6%
6	Minibaccarat	14	1,427,743	12,464,327	11.5%
7	Other Games - (Page 2)	31	1,595,018	8,784,326	18.2%
8	Subtotal - Table and Other Games	107	6,863,954	\$ 46,994,593	14.6%
9	Poker	14	162,369		
10	<b>Total - Table and Other Games</b>	<b>121</b>	<b>\$ 7,026,323</b>		
Slot Machines:					
11	\$ .01 and .02 Slot Machines	481	\$ 3,765,540	\$ 28,642,933	13.1%
12	\$ .05 Slot Machines	279	1,590,868	17,362,478	9.2%
13	\$ .25 Slot Machines	739	3,547,076	40,973,830	8.7%
14	\$ .50 Slot Machines	100	426,386	4,459,521	9.6%
15	\$ 1.00 Slot Machines	306	2,734,503	40,655,637	6.7%
16	\$ 5.00 Slot Machines	65	909,957	17,707,325	5.1%
17	\$ 25.00 Slot Machines	13	183,605	2,003,150	9.2%
18	\$100.00 Slot Machines	23	702,910	6,408,300	11.0%
19	Multi-denominational Slot Machines	265	1,271,368	17,552,887	7.2%
20	Other Slot Machines	31	348,094	9,139,716	3.8%
21	<b>Total - Slot Machines</b>	<b>2,302</b>	<b>\$ 15,480,307</b>	<b>\$ 184,905,777</b>	<b>8.4%</b>
22	<b>Total Gross Revenue</b>		<b>\$ 22,506,630</b>		

### TAX ON GROSS REVENUE

23	Year-to-Date Table and Other Games Gross Revenue.....	\$ 14,549,948
24	Year-to-Date Slot Machine Gross Revenue.....	28,680,297
25	<b>Year-to-Date Total Gross Revenue.....</b>	<b>\$ 43,230,245</b>
26	Adjustments .....	
27	<b>Year-To-Date Taxable Gross Revenue .....</b>	<b>\$ 43,230,245</b>
28	Tax on Gross Revenue (8% of line 27).....	\$ 3,458,420
29	Less - Total Tax Paid in Prior Months.....	1,657,889
30	<b>Total Tax Required for this Month (line 28 less line 29).....</b>	<b>\$ 1,800,531</b>
31	Total Progressive Payout Liability - End of Month.....	\$ 976,474
32	Authorized Casino Square Footage - End of Month.....	75,374
33	Authorized Simulcasting Square Footage - End of Month.....	
34	Simulcasting Revenue for the Month.....	
35	Simulcasting Handle for the Month.....	

Under penalties of perjury, I declare that I have examined this report, and to the best of my knowledge and belief, it is true and complete.

March 10, 2008

DATE



JOANNE MCKENSIE

CASINO CONTROLLER (1231-11)  
TITLE (LICENSE NUMBER)

CCC-101

**ATLANTIC CITY HILTON (RIH ACQUISITIONS N.J., LLC)**  
**MONTHLY GROSS REVENUE TAX RETURN**  
**SCHEDULE OF OTHER GAMES**  
**FOR THE MONTH OF FEBRUARY , 2008**

Line (a)	Type of Game (b)	Authorized Units (c)	Win or (Loss) (d)	Drop (e)	Win or (Loss) Percentage (f)
1	Red Dog				
2	Sic Bo	1	24,762	92,069	26.9%
3	Pai Gow Poker	4	247,134	1,227,208	20.1%
4	Pai Gow	6	228,804	2,073,671	11.0%
5	Pokette				
6	Double Down Stud Poker				
7	Keno				
8	Caribbean Stud Poker	1	68,028	237,801	28.6%
9	Let it Ride Poker	3	174,644	718,822	24.3%
10	Super 7 1/2				
11	Mini-Craps				
12	Three Card Poker	8	369,504	2,618,387	14.1%
13	Caribbean Draw Poker				
14	Mini-Dice				
15	Fast Action Hold 'Em				
16	Casino War				
17	Countdown				
18	Spanish 21	3	153,477	549,298	27.9%
19	Colorado Hold'Em Poker				
20	Multi-Bacc				
21	Wild Aruba Stud Poker				
22	Monopoly Poker				
23	Table Slots				
24	Rainbow Dice				
25	Triple Shot				
26	Blackjack Switch				
27	Let's Get Wild Poker				
28	Boston 5 Stud Poker				
29	Double Cross Poker				
30	Double Attack Blackjack	1	108,490	320,260	33.9%
31	Shao Pai Gow				
32	6 to 5 Blackjack				
33	Four Card Poker	2	130,460	490,558	26.6%
34	Suspense 21				
35	Two Card Royal				
36	Player's Choice Poker				
37	Superfun 21				
38	Hawaii Hi-Lo				
39	Texas Hold 'Em Bonus Poker	1	56,381	207,452	27.2%
40	House Way Pai Gow Poker				
41	Flop Poker				
42	Two Card Joker Poker				
43	Ultimate Texas Hold 'Em				
44	Asia Poker	1	33,334	248,800	13.4%
45	Winner's Pot Poker				
	Total -(Must agree with line 7 on Pg 1)	31	\$ 1,595,018	\$ 8,784,326	18.2%

# BALLY'S ATLANTIC CITY

## MONTHLY GROSS REVENUE TAX RETURN

### FOR THE MONTH OF FEBRUARY, 2008

#### GROSS REVENUE - CURRENT MONTH

Line (a)	Type of Game (b)	Authorized Units (c)	Win or (Loss) (d)	Drop/Handle (e)	Win or (Loss) Percentage (f)
Table and Other Games:					
1	Blackjack	77	\$ 3,852,669	\$ 30,654,480	12.6%
2	Craps	12	1,202,849	7,734,341	15.6%
3	Roulette	24	1,817,056	8,221,119	22.1%
4	Big Six	2	187,689	418,429	44.9%
5	Baccarat	2	198,322	2,849,757	7.0%
6	Minibaccarat	14	2,294,170	14,513,699	15.8%
7	Other Games - (Page 2)	69	4,127,235	18,719,313	22.0%
8	Subtotal - Table and Other Games	200	13,679,990	\$ 83,111,138	16.5%
9	Poker	20	292,558		
10	Total - Table and Other Games	220	\$ 13,972,548		


Slot Machines:					
11	\$ .01 and .02 Slot Machines	935	\$ 7,680,856	\$ 58,610,370	13.1%
12	\$ .05 Slot Machines	904	5,636,293	50,617,736	11.1%
13	\$ .25 Slot Machines	1,934	9,072,857	101,342,836	9.0%
14	\$ .50 Slot Machines	232	1,282,359	13,016,440	9.9%
15	\$ 1.00 Slot Machines	527	5,086,357	70,440,572	7.2%
16	\$ 5.00 Slot Machines	109	1,686,789	27,818,690	6.1%
17	\$ 25.00 Slot Machines	21	306,926	6,487,400	4.7%
18	\$100.00 Slot Machines	12	178,232	3,037,900	5.9%
19	Multi-denominational Slot Machines	397	2,581,926	26,341,216	9.8%
20	Other Slot Machines	47	637,786	7,727,484	8.3%
21	Total - Slot Machines	5,118	\$ 34,150,381	\$ 365,440,644	9.3%
22	Total Gross Revenue		\$ 48,122,929		

#### TAX ON GROSS REVENUE

23	Year-to-Date Table and Other Games Gross Revenue.....	\$ 29,002,395
24	Year-to-Date Slot Machine Gross Revenue.....	64,308,506
25	Year-to-Date Total Gross Revenue.....	<b>\$ 93,310,901</b>
26	Adjustments .....	
27	Year-To-Date Taxable Gross Revenue .....	<b>\$ 93,310,901</b>
28	Tax on Gross Revenue (8% of line 27).....	\$ 7,464,872
29	Less - Total Tax Paid in Prior Months.....	3,615,038
30	Total Tax Required for this Month (line 28 less line 29).....	\$ 3,849,834
31	Total Progressive Payout Liability - End of Month.....	\$ 2,035,830
32	Authorized Casino Square Footage - End of Month.....	178,961
33	Authorized Simulcasting Square Footage - End of Month.....	47,937
34	Simulcasting Revenue for the Month.....	\$ 139,861
35	Simulcasting Handle for the Month.....	\$ 1,553,081

Under penalties of perjury, I declare that I have examined this report, and to the best of my knowledge and belief, it is true and complete

March 10, 2008  
DATE

  
William Pangoras

Operations Controller (1792-11)  
TITLE (LICENSE NUMBER)  
CCC-101

**BALLY'S ATLANTIC CITY**  
**MONTHLY GROSS REVENUE TAX RETURN**  
**SCHEDULE OF OTHER GAMES**  
**FOR THE MONTH OF FEBRUARY, 2008**

Line (a)	Type of Game (b)	Authorized Units (c)	Win or (Loss) (d)	Drop (e)	Win or (Loss) Percentage (f)
1	Red Dog				
2	Sic Bo	1	29,136	122,003	23.9%
3	Pai Gow Poker	10	497,743	2,217,987	22.4%
4	Pai Gow	3	376,709	2,017,590	18.7%
5	Pokette				
6	Double Down Stud Poker				
7	Keno	4	38,486	143,453	26.8%
8	Caribbean Stud Poker	2	123,419	628,131	19.6%
9	Let it Ride Poker	4	228,244	1,437,157	15.9%
10	Super 7 1/2				
11	Mini-Craps				
12	Three Card Poker	18	1,416,017	5,638,936	25.1%
13	Caribbean Draw Poker				
14	Mini-Dice				
15	Fast Action Hold 'Em				
16	Casino War				
17	Countdown				
18	Spanish 21	9	489,093	2,291,647	21.3%
19	Colorado Hold'Em Poker				
20	Multi-Bacc				
21	Wild Aruba Stud Poker				
22	Monopoly Poker				
23	Table Slots				
24	Rainbow Dice				
25	Triple Shot				
26	Blackjack Switch				
27	Let's Get Wild Poker				
28	Boston 5 Stud Poker				
29	Double Cross Poker				
30	Double Attack Blackjack				
31	Shao Pai Gow				
32	6 to 5 Blackjack				
33	Four Card Poker	7	343,945	1,700,967	20.2%
34	Suspense 21				
35	Two Card Royal				
36	Player's Choice Poker				
37	Superfun 21				
38	Hawaii Hi-Lo				
39	Texas Hold 'Em Bonus Poker	8	430,493	1,641,473	26.2%
40	House Way Pai Gow Poker				
41	Flop Poker				
42	Two Card Joker Poker				
43	Ultimate Texas Hold 'Em				
44	Asia Poker	2	103,435	772,982	13.4%
45	Winner's Pot Poker	1	50,515	106,987	47.2%
	Total -(Must agree with line 7 on Pg 1)	69	\$ 4,127,235	\$ 18,719,313	22.0%

# BORGATA HOTEL CASINO AND SPA

## MONTHLY GROSS REVENUE TAX RETURN

FOR THE MONTH OF FEBRUARY, 2008

### GROSS REVENUE - CURRENT MONTH

Line (a)	Type of Game (b)	Authorized Units (c)	Win or (Loss) (d)	Drop/Handle (e)	Win or (Loss) Percentage (f)
Table and Other Games:					
1	Blackjack	87	\$ 9,911,041	\$ 75,139,296	13.2%
2	Craps	14	3,284,097	18,185,688	18.1%
3	Roulette	21	2,768,553	13,112,922	21.1%
4	Big Six	1	63,913	193,163	33.1%
5	Baccarat	2	1,393,472	6,943,077	20.1%
6	Minibaccarat	8	1,538,437	6,456,035	23.8%
7	Other Games - (Page 2)	47	5,043,537	21,279,833	23.7%
8	Subtotal - Table and Other Games	180	24,003,050	\$ 141,310,014	17.0%
9	Poker	85	2,205,481		
10	Total - Table and Other Games	265	\$ 26,208,531		

Slot Machines:					
11	\$ .01 and .02 Slot Machines	718	\$ 6,920,201	\$ 70,899,111	9.8%
12	\$ .05 Slot Machines	1,172	7,824,215	90,229,161	8.7%
13	\$ .25 Slot Machines	925	4,620,876	57,208,162	8.1%
14	\$ .50 Slot Machines	139	841,506	8,721,900	9.6%
15	\$ 1.00 Slot Machines	297	3,646,344	44,465,813	8.2%
16	\$ 5.00 Slot Machines	91	1,724,359	33,142,880	5.2%
17	\$ 25.00 Slot Machines	21	703,370	15,270,200	4.6%
18	\$100.00 Slot Machines	12	315,695	7,018,600	4.5%
19	Multi-denominational Slot Machines	563	6,841,982	119,444,308	5.7%
20	Other Slot Machines	61	1,232,246	18,232,386	6.8%
21	Total - Slot Machines	3,999	\$ 34,670,794	\$ 464,632,521	7.5%
22	Total Gross Revenue		\$ 60,879,325		


### TAX ON GROSS REVENUE

23	Year-to-Date Table and Other Games Gross Revenue.....	\$ 55,719,985
24	Year-to-Date Slot Machine Gross Revenue.....	66,132,781
25	Year-to-Date Total Gross Revenue.....	<b>\$ 121,852,766</b>
26	Adjustments .....	
27	Year-To-Date Taxable Gross Revenue .....	<b>\$ 121,852,766</b>
28	Tax on Gross Revenue (8% of line 27).....	\$ 9,748,221
29	Less - Total Tax Paid in Prior Months.....	4,877,875
30	Total Tax Required for this Month (line 28 less line 29).....	\$ 4,870,346
31	Total Progressive Payout Liability - End of Month.....	\$ 546,902
32	Authorized Casino Square Footage - End of Month.....	136,794
33	Authorized Simulcasting Square Footage - End of Month.....	23,620
34	Simulcasting Revenue for the Month.....	\$ 234,872
35	Simulcasting Handle for the Month.....	\$ 2,741,465

Under penalties of perjury, I declare that I have examined this report, and to the best of my knowledge and belief, it is true and complete

March 10, 2008

DATE



Betty J. Parker

**BORGATA HOTEL CASINO AND SPA**  
**MONTHLY GROSS REVENUE TAX RETURN**  
**SCHEDULE OF OTHER GAMES**  
**FOR THE MONTH OF FEBRUARY, 2008**

Line (a)	Type of Game (b)	Authorized Units (c)	Win or (Loss) (d)	Drop (e)	Win or (Loss) Percentage (f)
1	Red Dog				
2	Sic Bo				
3	Pai Gow Poker	6	754,743	2,313,401	32.6%
4	Pai Gow	2	174,634	993,850	17.6%
5	Pokette				
6	Double Down Stud Poker				
7	Keno				
8	Caribbean Stud Poker	3	200,422	934,158	21.5%
9	Let it Ride Poker	4	364,245	1,976,286	18.4%
10	Super 7 1/2				
11	Mini-Craps				
12	Three Card Poker	16	1,890,623	8,578,907	22.0%
13	Caribbean Draw Poker				
14	Mini-Dice				
15	Fast Action Hold 'Em				
16	Casino War				
17	Countdown				
18	Spanish 21	4	364,299	1,804,481	20.2%
19	Colorado Hold'Em Poker				
20	Multi-Bacc				
21	Wild Aruba Stud Poker				
22	Monopoly Poker				
23	Table Slots				
24	Rainbow Dice				
25	Triple Shot				
26	Blackjack Switch				
27	Let's Get Wild Poker				
28	Boston 5 Stud Poker				
29	Double Cross Poker				
30	Double Attack Blackjack				
31	Shao Pai Gow				
32	6 to 5 Blackjack				
33	Four Card Poker	5	739,089	2,610,971	28.3%
34	Suspense 21				
35	Two Card Royal				
36	Player's Choice Poker				
37	Superfun 21				
38	Hawaii Hi-Lo				
39	Texas Hold 'Em Bonus Poker	5	300,350	1,239,654	24.2%
40	House Way Pai Gow Poker				
41	Flop Poker				
42	Two Card Joker Poker				
43	Ultimate Texas Hold 'Em				
44	Asia Poker	2	255,132	828,125	30.8%
45	Winner's Pot Poker				
	Total -(Must agree with line 7 on Pg 1)	47	\$ 5,043,537	\$ 21,279,833	23.7%

# CAESARS ATLANTIC CITY

## MONTHLY GROSS REVENUE TAX RETURN

FOR THE MONTH OF February 2008

### GROSS REVENUE - CURRENT MONTH

Line (a)	Type of Game (b)	Authorized Units (c)	Win or (Loss) (d)	Drop/Handle (e)	Win or (Loss) Percentage (f)
<b>Table and Other Games:</b>					
1	Blackjack	49	\$ 6,451,588	\$ 37,273,064	17.3%
2	Craps	13	2,837,675	14,545,397	19.5%
3	Roulette	15	2,057,232	8,653,103	23.8%
4	Big Six	1	117,726	273,861	43.0%
5	Baccarat	3	135,696	1,173,551	11.6%
6	Minibaccarat	11	2,633,432	14,912,180	17.7%
7	Other Games - (Page 2)	53	4,113,946	17,609,228	23.4%
8	Subtotal - Table and Other Games	145	18,347,295	\$ 94,440,384	19.4%
9	Poker	24	560,386		
10	<b>Total - Table and Other Games</b>	<b>169</b>	<b>\$ 18,907,681</b>		
<b>Slot Machines:</b>					
11	\$ .01 and .02 Slot Machines	682	\$ 5,673,192	\$ 45,632,045	12.4%
12	\$ .05 Slot Machines	529	4,793,091	36,956,995	13.0%
13	\$ .25 Slot Machines	895	4,709,184	52,270,382	9.0%
14	\$ .50 Slot Machines	171	1,105,747	10,212,872	10.8%
15	\$ 1.00 Slot Machines	437	5,382,392	62,748,993	8.6%
16	\$ 5.00 Slot Machines	99	380,706	25,579,050	1.5%
17	\$ 25.00 Slot Machines	15	212,903	5,479,600	3.9%
18	\$100.00 Slot Machines	18	551,777	5,928,000	9.3%
19	Multi-denominational Slot Machines	262	3,636,442	29,255,563	12.4%
20	Other Slot Machines	70	785,093	18,587,377	4.2%
21	<b>Total - Slot Machines</b>	<b>3,178</b>	<b>27,230,527</b>	<b>\$ 292,650,877</b>	<b>9.3%</b>
22	<b>Total Gross Revenue</b>		<b>\$ 46,138,208</b>		

### TAX ON GROSS REVENUE

23	Year-to-Date Table and Other Games Gross Revenue.....	\$ 34,948,009
24	Year-to-Date Slot Machine Gross Revenue.....	51,485,209
25	Year-to-Date Total Gross Revenue.....	<b>\$ 86,433,218</b>
26	Adjustments .....	<b>\$ 28,684</b>
27	Year-To-Date Taxable Gross Revenue .....	<b>\$ 86,461,902</b>
28	Tax on Gross Revenue (8% of line 27).....	\$ 6,916,952
29	Less - Total Tax Paid in Prior Months.....	3,225,488
30	Total Tax Required for this Month (line 28 less line 29).....	<b>\$ 3,691,464</b>
31	Total Progressive Payout Liability - End of Month.....	\$ 1,237,342
32	Authorized Casino Square Footage - End of Month.....	114,600
33	Authorized Simulcasting Square Footage - End of Month.....	30,374
34	Simulcasting Revenue for the Month.....	\$ 78,862
35	Simulcasting Handle for the Month.....	\$ 926,472

Under penalties of perjury, I declare that I have examined this report, and to the best of my knowledge and belief, it is true and complete

March 10, 2008  
DATE

  
Donna Hogan

**CAESARS ATLANTIC CITY**  
**MONTHLY GROSS REVENUE TAX RETURN**  
**SCHEDULE OF OTHER GAMES**  
**FOR THE MONTH OF February 2008**

Line (a)	Type of Game (b)	Authorized Units (c)	Win or (Loss) (d)	Drop (e)	Win or (Loss) Percentage (f)
1	Red Dog				
2	Sic Bo	1	60,180	264,189	22.8%
3	Pai Gow Poker	6	562,203	2,144,526	26.2%
4	Pai Gow	5	640,294	3,147,276	20.3%
5	Pokette				
6	Double Down Stud Poker				
7	Keno	6	32,502	142,904	22.7%
8	Caribbean Stud Poker	3	(33,514)	417,004	-8.0%
9	Let it Ride Poker	3	177,911	824,004	21.6%
10	Super 7 1/2				
11	Mini-Craps				
12	Three Card Poker	11	1,448,298	5,079,055	28.5%
13	Caribbean Draw Poker				
14	Mini-Dice				
15	Fast Action Hold 'Em				
16	Casino War				
17	Countdown				
18	Spanish 21	7	370,135	1,837,127	20.1%
19	Colorado Hold'Em Poker				
20	Multi-Bacc				
21	Wild Aruba Stud Poker				
22	Monopoly Poker				
23	Table Slots				
24	Rainbow Dice				
25	Triple Shot				
26	Blackjack Switch				
27	Let's Get Wild Poker				
28	Boston 5 Stud Poker				
29	Double Cross Poker				
30	Double Attack Blackjack	1	108,788	393,989	27.6%
31	Shao Pai Gow				
32	6 to 5 Blackjack				
33	Four Card Poker	4	336,743	1,618,554	20.8%
34	Suspense 21				
35	Two Card Royal				
36	Player's Choice Poker				
37	Superfun 21				
38	Hawaii Hi-Lo				
39	Texas Hold 'Em Bonus Poker	4	273,700	928,347	29.5%
40	House Way Pai Gow Poker				
41	Flop Poker				
42	Two Card Joker Poker				
43	Ultimate Texas Hold 'Em				
44	Asia Poker	2	136,706	812,253	16.8%
	Total -(Must agree with line 7 on Pg 1)	53	\$ 4,113,946	\$ 17,609,228	23.4%



# HARRAH'S CASINO HOTEL

## MONTHLY GROSS REVENUE TAX RETURN

### FOR THE MONTH OF FEBRUARY, 2008

#### GROSS REVENUE - CURRENT MONTH

Line (a)	Type of Game (b)	Authorized Units (c)	Win or (Loss) (d)	Drop/Handle (e)	Win or (Loss) Percentage (f)
Table and Other Games:					
1	Blackjack	38	\$ 1,333,771	\$ 16,762,089	8.0%
2	Craps	6	1,396,739	6,038,665	23.1%
3	Roulette	11	763,670	3,655,527	20.9%
4	Big Six	1	34,374	110,926	31.0%
5	Baccarat	0	0	0	0.0%
6	Minibaccarat	4	319,559	1,496,747	21.4%
7	Other Games - (Page 2)	33	2,108,020	8,458,082	24.9%
8	Subtotal - Table and Other Games	93	5,956,133	\$ 36,522,036	16.3%
9	Poker	24	357,948		
10	Total - Table and Other Games	117	\$ 6,314,081		
Slot Machines:					
11	\$ .01 and .02 Slot Machines	311	\$ 3,566,141	\$ 35,211,543	10.1%
12	\$ .05 Slot Machines	677	6,374,641	57,124,418	11.2%
13	\$ .25 Slot Machines	999	6,936,393	66,446,941	10.4%
14	\$ .50 Slot Machines	49	328,494	3,768,009	8.7%
15	\$ 1.00 Slot Machines	439	4,178,017	48,400,770	8.6%
16	\$ 5.00 Slot Machines	92	929,858	22,014,285	4.2%
17	\$ 25.00 Slot Machines	16	134,093	7,850,200	1.7%
18	\$100.00 Slot Machines	10	201,255	3,659,900	5.5%
19	Multi-denominational Slot Machines	1,223	11,876,372	152,427,059	7.8%
20	Other Slot Machines	38	428,395	6,490,490	6.6%
21	Total - Slot Machines	3,854	\$ 34,953,659	\$ 403,393,615	8.7%
22	Total Gross Revenue		\$ 41,267,740		

#### TAX ON GROSS REVENUE

23	Year-to-Date Table and Other Games Gross Revenue.....	\$ 12,837,875
24	Year-to-Date Slot Machine Gross Revenue.....	66,637,980
25	Year-to-Date Total Gross Revenue.....	<b>\$ 79,475,855</b>
26	Adjustments .....	<b>\$ 521</b>
27	Year-To-Date Taxable Gross Revenue .....	<b>\$ 79,476,376</b>
28	Tax on Gross Revenue (8% of line 27).....	\$ 6,358,110
29	Less - Total Tax Paid in Prior Months.....	3,056,691
30	Total Tax Required for this Month (line 28 less line 29).....	\$ 3,301,419
31	Total Progressive Payout Liability - End of Month.....	\$ 870,200
32	Authorized Casino Square Footage - End of Month.....	160,834
33	Authorized Simulcasting Square Footage - End of Month.....	
34	Simulcasting Revenue for the Month.....	
35	Simulcasting Handle for the Month.....	

Under penalties of perjury, I declare that I have examined this report, and to the best of my knowledge and belief, it is true and complete

3/07/2008  
DATE

  
JOSEPH LODISE

**HARRAH'S CASINO HOTEL**  
**MONTHLY GROSS REVENUE TAX RETURN**  
**SCHEDULE OF OTHER GAMES**  
**FOR THE MONTH OF FEBRUARY, 2008**

Line (a)	Type of Game (b)	Authorized Units (c)	Win or (Loss) (d)	Drop (e)	Win or (Loss) Percentage (f)
1	Red Dog				
2	Sic Bo				
3	Pai Gow Poker	2	93,142	450,378	20.7%
4	Pai Gow	1	83,625	270,656	30.9%
5	Pokette				
6	Double Down Stud Poker				
7	Keno	4	16,199	104,731	15.5%
8	Caribbean Stud Poker	1	85,156	275,122	31.0%
9	Let it Ride Poker	4	304,250	1,437,139	21.2%
10	Super 7 1/2				
11	Mini-Craps				
12	Three Card Poker	12	988,614	3,720,625	26.6%
13	Caribbean Draw Poker				
14	Mini-Dice				
15	Fast Action Hold 'Em				
16	Casino War				
17	Countdown				
18	Spanish 21	2	42,604	298,062	14.3%
19	Colorado Hold'Em Poker				
20	Multi-Bacc				
21	Wild Aruba Stud Poker				
22	Monopoly Poker				
23	Table Slots				
24	Rainbow Dice				
25	Triple Shot				
26	Blackjack Switch				
27	Let's Get Wild Poker				
28	Boston 5 Stud Poker				
29	Double Cross Poker				
30	Double Attack Blackjack	2	68,656	218,215	31.5%
31	Shao Pai Gow				
32	6 to 5 Blackjack				
33	Four Card Poker	2	191,949	748,733	25.6%
34	Suspense 21				
35	Two Card Royal				
36	Player's Choice Poker				
37	Superfun 21				
38	Hawaii Hi-Lo				
39	Texas Hold 'Em Bonus Poker	2	121,279	492,059	24.6%
40	House Way Pai Gow Poker				
41	Flop Poker	1	112,546	442,362	25.4%
42	Two Card Joker Poker				
43	Ultimate Texas Hold 'Em				
44	Asia Poker				
	Total -(Must agree with line 7 on Pg 1)	33	\$ 2,108,020	\$ 8,458,082	24.9%

# RESORTS ATLANTIC CITY

## MONTHLY GROSS REVENUE TAX RETURN

FOR THE MONTH OF FEBRUARY, 2008

### GROSS REVENUE - CURRENT MONTH

Line (a)	Type of Game (b)	Authorized Units (c)	Win or (Loss) (d)	Drop/Handle (e)	Win or (Loss) Percentage (f)
Table and Other Games:					
1	Blackjack	37	\$ 1,833,353	\$ 12,254,696	15.0%
2	Craps	5	210,063	3,489,428	6.0%
3	Roulette	10	565,323	2,463,653	22.9%
4	Big Six	1	7,129	16,285	43.8%
5	Baccarat	3	240,389	1,314,356	18.3%
6	Minibaccarat	12	1,158,903	10,425,797	11.1%
7	Other Games - (Page 2)	19	842,045	4,335,138	19.4%
8	Subtotal - Table and Other Games	87	4,857,205	\$ 34,299,353	14.2%
9	Poker	5	43,072		
10	Total - Table and Other Games	92	\$ 4,900,277		
Slot Machines:					
11	\$ .01 and .02 Slot Machines	492	\$ 3,805,766	\$ 32,489,704	11.7%
12	\$ .05 Slot Machines	313	1,423,361	14,437,911	9.9%
13	\$ .25 Slot Machines	612	2,909,897	30,861,105	9.4%
14	\$ .50 Slot Machines	91	361,611	3,728,927	9.7%
15	\$ 1.00 Slot Machines	238	1,514,555	21,632,052	7.0%
16	\$ 5.00 Slot Machines	72	430,809	10,976,245	3.9%
17	\$ 25.00 Slot Machines	10	238,106	5,032,275	4.7%
18	\$100.00 Slot Machines	10	333,805	3,454,600	9.7%
19	Multi-denominational Slot Machines	741	4,292,161	52,625,863	8.2%
20	Other Slot Machines	20	271,244	3,192,446	8.5%
21	Total - Slot Machines	2,599	\$ 15,581,315	\$ 178,431,128	8.7%
22	Total Gross Revenue		<b>\$ 20,481,592</b>		

### TAX ON GROSS REVENUE

23	Year-to-Date Table and Other Games Gross Revenue.....	\$ 10,526,450
24	Year-to-Date Slot Machine Gross Revenue.....	29,330,895
25	Year-to-Date Total Gross Revenue.....	<b>\$ 39,857,345</b>
26	Adjustments .....	<b>\$ (3,780)</b>
27	Year-To-Date Taxable Gross Revenue .....	<b>\$ 39,853,565</b>
28	Tax on Gross Revenue (8% of line 27).....	\$ 3,188,285
29	Less - Total Tax Paid in Prior Months.....	1,549,899
30	Total Tax Required for this Month (line 28 less line 29).....	<b>\$ 1,638,386</b>
31	Total Progressive Payout Liability - End of Month.....	\$ 316,745
32	Authorized Casino Square Footage - End of Month.....	99,029
33	Authorized Simulcasting Square Footage - End of Month.....	0
34	Simulcasting Revenue for the Month.....	
35	Simulcasting Handle for the Month.....	

Under penalties of perjury, I declare that I have examined this report, and to the best of my knowledge and belief, it is true and complete.

*Lawrence J. McCabe*

March 10, 2008

DATE

Lawrence J. McCabe

Director of Finance- 003392-11

TITLE (LICENSE NUMBER)

CCC-101

**RESORTS ATLANTIC CITY**  
**MONTHLY GROSS REVENUE TAX RETURN**  
**SCHEDULE OF OTHER GAMES**  
**FOR THE MONTH OF FEBRUARY, 2008**

Line (a)	Type of Game (b)	Authorized Units (c)	Win or (Loss) (d)	Drop (e)	Win or (Loss) Percentage (f)
1	Red Dog				
2	Sic Bo				
3	Pai Gow Poker	1	17,618	56,078	31.4%
4	Pai Gow	2	143,254	672,160	21.3%
5	Pokette				
6	Double Down Stud Poker				
7	Keno				
8	Caribbean Stud Poker				
9	Let it Ride Poker	2	149,686	556,577	26.9%
10	Super 7 1/2				
11	Mini-Craps				
12	Three Card Poker	7	281,802	2,029,423	13.9%
13	Caribbean Draw Poker				
14	Mini-Dice				
15	Fast Action Hold 'Em				
16	Casino War				
17	Countdown				
18	Spanish 21	3	145,459	544,869	26.7%
19	Colorado Hold'Em Poker				
20	Multi-Bacc				
21	Wild Aruba Stud Poker				
22	Monopoly Poker				
23	Table Slots				
24	Rainbow Dice				
25	Triple Shot				
26	Blackjack Switch				
27	Let's Get Wild Poker				
28	Boston 5 Stud Poker				
29	Double Cross Poker				
30	Double Attack Blackjack	1	316	22,173	1.4%
31	Shao Pai Gow				
32	6 to 5 Blackjack				
33	Four Card Poker	1	34,713	158,583	21.9%
34	Suspense 21				
35	Two Card Royal				
36	Player's Choice Poker				
37	Superfun 21				
38	Hawaii Hi-Lo				
39	Texas Hold 'Em Bonus Poker	1	39,398	100,337	39.3%
40	House Way Pai Gow Poker				
41	Flop Poker				
42	Two Card Joker Poker				
43	Ultimate Texas Hold 'Em				
44	Asia Poker	1	29,799	194,938	15.3%
45	Winner's Pot Poker				
	Total -(Must agree with line 7 on Pg 1)	19	\$ 842,045	\$ 4,335,138	19.4%

# SHOWBOAT

## MONTHLY GROSS REVENUE TAX RETURN

FOR THE MONTH OF FEBRUARY, 2008

### GROSS REVENUE - CURRENT MONTH

Line (a)	Type of Game (b)	Authorized Units (c)	Win or (Loss) (d)	Drop/Handle (e)	Win or (Loss) Percentage (f)
<b>Table and Other Games:</b>					
1	Blackjack	41	\$ 2,346,579	\$ 12,431,440	18.9%
2	Craps	5	565,280	4,018,458	14.1%
3	Roulette	9	570,429	2,958,037	19.3%
4	Big Six	1	53,680	143,367	37.4%
5	Baccarat				0.0%
6	Minibaccarat	9	1,022,380	10,343,765	9.9%
7	Other Games - (Page 2)	24	1,558,527	7,481,222	20.8%
8	Subtotal - Table and Other Games	89	6,116,875	\$ 37,376,289	16.4%
9	Poker	23	326,529		
10	<b>Total - Table and Other Games</b>	<b>112</b>	<b>\$ 6,443,404</b>		
<b>Slot Machines:</b>					
11	\$ .01 and .02 Slot Machines	481	\$ 5,149,732	\$ 36,772,695	14.0%
12	\$ .05 Slot Machines	249	4,635,320	32,452,976	14.3%
13	\$ .25 Slot Machines	365	3,709,802	38,187,529	9.7%
14	\$ .50 Slot Machines	24	83,250	948,442	8.8%
15	\$ 1.00 Slot Machines	169	1,477,712	27,293,751	5.4%
16	\$ 5.00 Slot Machines	28	205,666	6,339,580	3.2%
17	\$ 25.00 Slot Machines	3	8,503	630,475	1.3%
18	\$100.00 Slot Machines	3	75,441	529,700	14.2%
19	Multi-denominational Slot Machines	1,986	10,658,454	124,997,652	8.5%
20	Other Slot Machines	4	20,673	1,016,440	2.0%
21	<b>Total - Slot Machines</b>	<b>3,312</b>	<b>\$ 26,024,553</b>	<b>\$ 269,169,240</b>	<b>9.7%</b>
22	<b>Total Gross Revenue</b>		<b>\$ 32,467,957</b>		

### TAX ON GROSS REVENUE

23	Year-to-Date Table and Other Games Gross Revenue.....	\$ 12,239,493
24	Year-to-Date Slot Machine Gross Revenue.....	48,540,063
25	Year-to-Date Total Gross Revenue.....	<b>\$ 60,779,556</b>
26	Adjustments .....	<b>\$ 1,299</b>
27	Year-To-Date Taxable Gross Revenue .....	<b>\$ 60,780,855</b>
28	Tax on Gross Revenue (8% of line 27).....	\$ 4,862,468
29	Less - Total Tax Paid in Prior Months.....	2,264,941
30	<b>Total Tax Required for this Month (line 28 less line 29).....</b>	<b>\$ 2,597,527</b>
31	Total Progressive Payout Liability - End of Month.....	\$ 1,288,875
32	Authorized Casino Square Footage - End of Month.....	120,062
33	Authorized Simulcasting Square Footage - End of Month.....	17,086
34	Simulcasting Revenue for the Month.....	\$ 48,831
35	Simulcasting Handle for the Month.....	\$ 601,756

Under penalties of perjury, I declare that I have examined this report, and to the best of my knowledge and belief, it is true and complete

March 8, 2008  
DATE

  
Gail Myers

**SHOWBOAT**  
**MONTHLY GROSS REVENUE TAX RETURN**  
**SCHEDULE OF OTHER GAMES**  
**FOR THE MONTH OF FEBRUARY, 2008**

Line (a)	Type of Game (b)	Authorized Units (c)	Win or (Loss) (d)	Drop (e)	Win or (Loss) Percentage (f)
1	Red Dog				
2	Sic Bo				
3	Pai Gow Poker	2	94,824	767,490	12.4%
4	Pai Gow	2	137,136	920,404	14.9%
5	Pokette				
6	Double Down Stud Poker				
7	Keno				
8	Caribbean Stud Poker	1	74,075	255,295	29.0%
9	Let it Ride Poker	3	179,391	798,359	22.5%
10	Super 7 1/2				
11	Mini-Craps				
12	Three Card Poker	7	644,643	2,548,984	25.3%
13	Caribbean Draw Poker				
14	Mini-Dice				
15	Fast Action Hold 'Em				
16	Casino War				
17	Countdown				
18	Spanish 21	2	67,041	325,825	20.6%
19	Colorado Hold'Em Poker				
20	Multi-Bacc				
21	Wild Aruba Stud Poker				
22	Monopoly Poker				
23	Table Slots				
24	Rainbow Dice				
25	Triple Shot				
26	Blackjack Switch				
27	Let's Get Wild Poker				
28	Boston 5 Stud Poker				
29	Double Cross Poker				
30	Double Attack Blackjack	2	69,079	373,298	18.5%
31	Shao Pai Gow				
32	6 to 5 Blackjack				
33	Four Card Poker	1	58,929	343,122	17.2%
34	Suspense 21				
35	Two Card Royal				
36	Player's Choice Poker				
37	Superfun 21				
38	Hawaii Hi-Lo				
39	Texas Hold 'Em Bonus Poker	2	128,105	440,657	29.1%
40	House Way Pai Gow Poker				
41	Flop Poker	1	52,041	351,381	14.8%
42	Two Card Joker Poker				
43	Ultimate Texas Hold 'Em				
44	Asia Poker	1	53,263	356,407	14.9%
45	Winner's Pot Poker				
	Total -(Must agree with line 7 on Pg 1)	24	\$ 1,558,527	\$ 7,481,222	20.8%

# TROPICANA CASINO & RESORT

## MONTHLY GROSS REVENUE TAX RETURN

### FOR THE MONTH OF FEBRUARY, 2008

#### GROSS REVENUE - CURRENT MONTH


Line (a)	Type of Game (b)	Authorized Units (c)	Win or (Loss) (d)	Drop/Handle (e)	Win or (Loss) Percentage (f)
<b>Table and Other Games:</b>					
1	Blackjack	64	\$ 3,055,688	\$ 21,029,507	14.5%
2	Craps	6	1,317,348	6,292,205	20.9%
3	Roulette	20	1,369,930	6,485,218	21.1%
4	Big Six	1	55,126	130,946	42.1%
5	Baccarat	1	156,695	1,009,690	15.5%
6	Minibaccarat	6	360,002	3,168,285	11.4%
7	Other Games - (Page 2)	33	2,649,874	10,657,285	24.9%
8	Subtotal - Table and Other Games	131	\$ 8,964,663	\$ 48,773,136	18.4%
9	Poker	48	649,813		
10	<b>Total - Table and Other Games</b>	<b>179</b>	<b>\$ 9,614,476</b>		
<b>Slot Machines:</b>					
11	\$ .01 and .02 Slot Machines	523	\$ 4,130,255	\$ 33,016,843	12.5%
12	\$ .05 Slot Machines	490	2,250,098	23,906,180	9.4%
13	\$ .25 Slot Machines	659	3,472,675	39,636,126	8.8%
14	\$ .50 Slot Machines	52	335,937	4,042,568	8.3%
15	\$ 1.00 Slot Machines	257	2,539,251	28,014,034	9.1%
16	\$ 5.00 Slot Machines	53	607,885	8,301,200	7.3%
17	\$ 25.00 Slot Machines	15	49,393	1,146,175	4.3%
18	\$100.00 Slot Machines	12	33,361	1,054,200	3.2%
19	Multi-denominational Slot Machines	1,352	7,939,050	89,196,620	8.9%
20	Other Slot Machines	50	354,622	5,503,682	6.4%
21	<b>Total - Slot Machines</b>	<b>3,463</b>	<b>\$ 21,712,527</b>	<b>\$ 233,817,628</b>	<b>9.3%</b>
22	<b>Total Gross Revenue</b>		<b>\$ 31,327,003</b>		

#### TAX ON GROSS REVENUE

23	Year-to-Date Table and Other Games Gross Revenue.....	\$ 17,797,649
24	Year-to-Date Slot Machine Gross Revenue.....	40,341,105
25	Year-to-Date Total Gross Revenue.....	<b>\$ 58,138,754</b>
26	Adjustments .....	
27	Year-To-Date Taxable Gross Revenue .....	<b>\$ 58,138,754</b>
28	Tax on Gross Revenue (8% of line 27).....	\$ 4,651,100
29	Less - Total Tax Paid in Prior Months.....	\$ 2,144,940
30	Total Tax Required for this Month (line 28 less line 29).....	\$ 2,506,160
31	Total Progressive Payout Liability - End of Month.....	\$ 1,186,956
32	Authorized Casino Square Footage - End of Month.....	137,616
33	Authorized Simulcasting Square Footage - End of Month.....	8,380
34	Simulcasting Revenue for the Month.....	\$ 58,043
35	Simulcasting Handle for the Month.....	\$ 655,871

Under penalties of perjury, I declare that I have examined this report, and to the best of my knowledge and belief, it is true and complete

March 10, 2008  
DATE

  
Jeff Bohrer  
Executive Director, Casino Controller

**TROPICANA CASINO & RESORT**  
**MONTHLY GROSS REVENUE TAX RETURN**  
**SCHEDULE OF OTHER GAMES**  
**FOR THE MONTH OF FEBRUARY, 2008**

Line (a)	Type of Game (b)	Authorized Units (c)	Win or (Loss) (d)	Drop (e)	Win or (Loss) Percentage (f)
1	Red Dog				
2	Sic Bo				
3	Pai Gow Poker	4	214,761	802,097	26.8%
4	Pai Gow	3	182,241	1,037,940	17.6%
5	Pokette				
6	Double Down Stud Poker				
7	Keno				
8	Caribbean Stud Poker	2	97,920	512,041	19.1%
9	Let it Ride Poker	3	172,896	859,932	20.1%
10	Super 7 1/2				
11	Mini-Craps				
12	Three Card Poker	11	1,142,434	4,438,804	25.7%
13	Caribbean Draw Poker				
14	Mini-Dice				
15	Fast Action Hold 'Em				
16	Casino War				
17	Countdown				
18	Spanish 21	4	241,146	922,911	26.1%
19	Colorado Hold'Em Poker				
20	Multi-Bacc				
21	Wild Aruba Stud Poker				
22	Monopoly Poker				
23	Table Slots				
24	Rainbow Dice				
25	Triple Shot				
26	Blackjack Switch				
27	Let's Get Wild Poker				
28	Boston 5 Stud Poker				
29	Double Cross Poker				
30	Double Attack Blackjack				
31	Shao Pai Gow				
32	6 to 5 Blackjack				
33	Four Card Poker	2	224,182	818,929	27.4%
34	Suspense 21				
35	Two Card Royal				
36	Player's Choice Poker				
37	Superfun 21				
38	Hawaii Hi-Lo				
39	Texas Hold 'Em Bonus Poker	4	374,294	1,264,631	29.6%
40	House Way Pai Gow Poker				
41	Flop Poker				
42	Two Card Joker Poker				
43	Ultimate Texas Hold 'Em				
44	Asia Poker				
	Total -(Must agree with line 7 on Pg 1)	33	\$ 2,649,874	\$ 10,657,285	24.9%



# TRUMP PLAZA ASSOCIATES

## MONTHLY GROSS REVENUE TAX RETURN

### FOR THE MONTH OF FEBRUARY 2008

#### GROSS REVENUE - CURRENT MONTH

Line (a)	Type of Game (b)	Authorized Units (c)	Win or (Loss) (d)	Drop/Handle (e)	Win or (Loss) Percentage (f)
<b>Table and Other Games:</b>					
1	Blackjack	36	\$ 2,962,759	\$ 18,588,776	15.9%
2	Craps	5	731,133	4,525,327	16.2%
3	Roulette	9	929,861	3,574,946	26.0%
4	Big Six	0	0	0	0.0%
5	Baccarat	0	0	0	0.0%
6	Minibaccarat	10	1,238,276	10,061,236	12.3%
7	Other Games - (Page 2)	21	1,519,469	8,107,468	18.7%
8	Subtotal - Table and Other Games	81	7,381,498	\$ 44,857,753	16.5%
9	Poker				
10	<b>Total - Table and Other Games</b>	<b>81</b>	<b>\$ 7,381,498</b>		
<b>Slot Machines:</b>					
11	\$ .01 and .02 Slot Machines	562	\$ 3,081,460	\$ 38,883,647	7.9%
12	\$ .05 Slot Machines	374	2,280,526	19,900,544	11.5%
13	\$ .25 Slot Machines	551	2,706,127	44,781,823	6.0%
14	\$ .50 Slot Machines	110	696,960	10,547,590	6.6%
15	\$ 1.00 Slot Machines	250	1,257,082	25,598,796	4.9%
16	\$ 5.00 Slot Machines	56	(94,012)	11,689,410	-0.8%
17	\$ 25.00 Slot Machines	12	122,850	1,993,050	6.2%
18	\$100.00 Slot Machines	5	(65,560)	522,400	-12.5%
19	Multi-denominational Slot Machines	151	5,158,870	16,490,139	31.3%
20	Other Slot Machines	66	422,227	10,122,497	4.2%
21	<b>Total - Slot Machines</b>	<b>2,137</b>	<b>\$ 15,566,530</b>	<b>\$ 180,529,896</b>	<b>8.6%</b>
22	<b>Total Gross Revenue</b>		<b>\$ 22,948,028</b>		

#### TAX ON GROSS REVENUE

23	Year-to-Date Table and Other Games Gross Revenue.....	\$ 14,940,386
24	Year-to-Date Slot Machine Gross Revenue.....	29,332,126
25	Year-to-Date Total Gross Revenue.....	<b>\$ 44,272,512</b>
26	Adjustments .....	<b>\$ 1,129</b>
27	Year-To-Date Taxable Gross Revenue .....	<b>\$ 44,273,641</b>
28	Tax on Gross Revenue (8% of line 27).....	\$ 3,541,891
29	Less - Total Tax Paid in Prior Months.....	1,706,020
30	Total Tax Required for this Month (line 28 less line 29).....	<b>\$ 1,835,871</b>
31	Total Progressive Payout Liability - End of Month.....	\$ 386,856
32	Authorized Casino Square Footage - End of Month.....	86,712
33	Authorized Simulcasting Square Footage - End of Month.....	
34	Simulcasting Revenue for the Month.....	
35	Simulcasting Handle for the Month.....	

Under penalties of perjury, I declare that I have examined this report, and to the best of my knowledge and belief, it is true and complete

March 10, 2008  
DATE

  
RONALD ALCORN

**TRUMP PLAZA ASSOCIATES**  
**MONTHLY GROSS REVENUE TAX RETURN**  
**SCHEDULE OF OTHER GAMES**  
**FOR THE MONTH OF FEBRUARY 2008**

Line (a)	Type of Game (b)	Authorized Units (c)	Win or (Loss) (d)	Drop (e)	Win or (Loss) Percentage (f)
1	Red Dog				
2	Sic Bo				
3	Pai Gow Poker	2	142,122	857,036	16.6%
4	Pai Gow	2	169,438	1,087,211	15.6%
5	Pokette				
6	Double Down Stud Poker				
7	Keno				
8	Caribbean Stud Poker				
9	Let it Ride Poker	2	155,506	571,484	27.2%
10	Super 7 1/2				
11	Mini-Craps				
12	Three Card Poker	8	596,540	3,316,739	18.0%
13	Caribbean Draw Poker				
14	Mini-Dice				
15	Fast Action Hold 'Em				
16	Casino War				
17	Countdown				
18	Spanish 21	3	311,440	1,170,411	26.6%
19	Colorado Hold'Em Poker				
20	Multi-Bacc				
21	Wild Aruba Stud Poker				
22	Monopoly Poker				
23	Table Slots				
24	Rainbow Dice				
25	Triple Shot				
26	Blackjack Switch				
27	Let's Get Wild Poker				
28	Boston 5 Stud Poker				
29	Double Cross Poker				
30	Double Attack Blackjack				
31	Shao Pai Gow				
32	6 to 5 Blackjack				
33	Four Card Poker	2	48,922	631,821	7.7%
34	Suspense 21				
35	Two Card Royal				
36	Player's Choice Poker				
37	Superfun 21				
38	Hawaii Hi-Lo				
39	Texas Hold 'Em Bonus Poker	2	95,501	472,766	20.2%
40	House Way Pai Gow Poker				
41	Flop Poker				
42	Two Card Joker Poker				
43	Ultimate Texas Hold 'Em				
44	Asia Poker				
45	Winner's Pot Poker				
	Total -(Must agree with line 7 on Pg 1)	21	\$ 1,519,469	\$ 8,107,468	18.7%

# TRUMP MARINA

## MONTHLY GROSS REVENUE TAX RETURN

FOR THE MONTH OF February, 2008

### GROSS REVENUE - CURRENT MONTH


Line (a)	Type of Game (b)	Authorized Units (c)	Win or (Loss) (d)	Drop/Handle (e)	Win or (Loss) Percentage (f)
<b>Table and Other Games:</b>					
1	Blackjack	28	\$ 997,205	\$ 11,006,893	9.1%
2	Craps	6	1,051,228	5,323,421	19.7%
3	Roulette	6	547,057	1,990,951	27.5%
4	Big Six				0.0%
5	Baccarat	2	118,703	1,060,947	11.2%
6	Minibaccarat	4	693,621	3,463,353	20.0%
7	Other Games - (Page 2)	27	1,346,412	5,576,992	24.1%
8	Subtotal - Table and Other Games	73	4,754,226	\$ 28,422,557	16.7%
9	Poker				
10	<b>Total - Table and Other Games</b>	<b>73</b>	<b>\$ 4,754,226</b>		
<b>Slot Machines:</b>					
11	\$ .01 and .02 Slot Machines	447	\$ 3,479,319	\$ 35,090,898	9.9%
12	\$ .05 Slot Machines	437	2,810,359	28,459,069	9.9%
13	\$ .25 Slot Machines	486	2,427,522	28,257,511	8.6%
14	\$ .50 Slot Machines	51	221,893	4,245,677	5.2%
15	\$ 1.00 Slot Machines	271	2,880,276	28,535,422	10.1%
16	\$ 5.00 Slot Machines	51	581,418	8,852,640	6.6%
17	\$ 25.00 Slot Machines	10	(183,746)	2,156,525	-8.5%
18	\$100.00 Slot Machines	5	10,156	728,300	1.4%
19	Multi-denominational Slot Machines	170	1,476,115	19,577,793	7.5%
20	Other Slot Machines	23	208,059	4,457,277	4.7%
21	<b>Total - Slot Machines</b>	<b>1,951</b>	<b>\$ 13,911,371</b>	<b>\$ 160,361,112</b>	<b>8.7%</b>
22	<b>Total Gross Revenue</b>		<b>\$ 18,665,597</b>		

### TAX ON GROSS REVENUE

23	Year-to-Date Table and Other Games Gross Revenue.....	\$ 8,174,984
24	Year-to-Date Slot Machine Gross Revenue.....	26,019,239
25	Year-to-Date Total Gross Revenue.....	<b>\$ 34,194,223</b>
26	Adjustments .....	<b>\$ (880)</b>
27	Year-To-Date Taxable Gross Revenue .....	<b>\$ 34,193,343</b>
28	Tax on Gross Revenue (8% of line 27).....	\$ 2,735,467
29	Less - Total Tax Paid in Prior Months.....	1,242,252
30	Total Tax Required for this Month (line 28 less line 29).....	<b>\$ 1,493,215</b>
31	Total Progressive Payout Liability - End of Month.....	\$ 445,513
32	Authorized Casino Square Footage - End of Month.....	78,535
33	Authorized Simulcasting Square Footage - End of Month.....	0
34	Simulcasting Revenue for the Month.....	
35	Simulcasting Handle for the Month.....	

Under penalties of perjury, I declare that I have examined this report, and to the best of my knowledge and belief, it is true and complete

March 10, 2008  
DATE



Robert Allen

Director of Casino Finance 6793-11  
TITLE (LICENSE NUMBER)

**TRUMP MARINA**  
**MONTHLY GROSS REVENUE TAX RETURN**  
**SCHEDULE OF OTHER GAMES**  
**FOR THE MONTH OF February, 2008**

Line (a)	Type of Game (b)	Authorized Units (c)	Win or (Loss) (d)	Drop (e)	Win or (Loss) Percentage (f)
1	Red Dog				
2	Sic Bo				
3	Pai Gow Poker	3	103,927	496,312	20.9%
4	Pai Gow	2	(3,887)	411,559	-0.9%
5	Pokette				
6	Double Down Stud Poker				
7	Keno				
8	Caribbean Stud Poker	2	112,095	319,723	35.1%
9	Let it Ride Poker	3	231,646	933,889	24.8%
10	Super 7 1/2				
11	Mini-Craps				
12	Three Card Poker	6	565,566	2,026,839	27.9%
13	Caribbean Draw Poker				
14	Mini-Dice				
15	Fast Action Hold 'Em				
16	Casino War				
17	Countdown				
18	Spanish 21	3	52,568	449,172	11.7%
19	Colorado Hold'Em Poker				
20	Multi-Bacc				
21	Wild Aruba Stud Poker				
22	Monopoly Poker				
23	Table Slots				
24	Rainbow Dice				
25	Triple Shot				
26	Blackjack Switch				
27	Let's Get Wild Poker				
28	Boston 5 Stud Poker				
29	Double Cross Poker				
30	Double Attack Blackjack	1	(4,700)	42,456	-11.1%
31	Shao Pai Gow				
32	6 to 5 Blackjack				
33	Four Card Poker	2	97,982	288,146	34.0%
34	Suspense 21				
35	Two Card Royal				
36	Player's Choice Poker				
37	Superfun 21				
38	Hawaii Hi-Lo				
39	Texas Hold 'Em Bonus Poker	2	71,255	208,432	34.2%
40	House Way Pai Gow Poker				
41	Flop Poker	2	40,059	156,399	25.6%
42	Two Card Joker Poker				
43	Ultimate Texas Hold 'Em	1	79,901	244,065	32.7%
44	Asia Poker				
45	Winner's Pot Poker				
	Total -(Must agree with line 7 on Pg 1)	27	\$ 1,346,412	\$ 5,576,992	24.1%

# TRUMP TAJ MAHAL CASINO RESORT

## MONTHLY GROSS REVENUE TAX RETURN

### FOR THE MONTH OF FEBRUARY, 2008

#### GROSS REVENUE - CURRENT MONTH


Line (a)	Type of Game (b)	Authorized Units (c)	Win or (Loss) (d)	Drop/Handle (e)	Win or (Loss) Percentage (f)
<b>Table and Other Games:</b>					
1	Blackjack	60	\$ 4,925,422	\$ 35,737,574	13.8%
2	Craps	11	328,104	11,063,510	3.0%
3	Roulette	13	1,555,036	6,373,131	24.4%
4	Big Six	1	71,638	138,335	51.8%
5	Baccarat	1	294,521	2,376,326	12.4%
6	Minibaccarat	11	2,052,273	14,224,326	14.4%
7	Other Games - (Page 2)	33	3,264,889	13,787,786	23.7%
8	Subtotal - Table and Other Games	130	12,491,883	\$ 83,700,988	14.9%
9	Poker	68	1,484,867		
10	<b>Total - Table and Other Games</b>	<b>198</b>	<b>\$ 13,976,750</b>		
<b>Slot Machines:</b>					
11	\$ .01 and .02 Slot Machines	786	\$ 6,836,822	\$ 58,548,753	11.7%
12	\$ .05 Slot Machines	419	3,258,618	32,305,439	10.1%
13	\$ .25 Slot Machines	1,188	5,032,143	59,330,304	8.5%
14	\$ .50 Slot Machines	79	340,241	3,297,831	10.3%
15	\$ 1.00 Slot Machines	450	3,885,493	59,255,854	6.6%
16	\$ 5.00 Slot Machines	94	1,319,376	21,142,305	6.2%
17	\$ 25.00 Slot Machines	12	318,288	3,162,725	10.1%
18	\$100.00 Slot Machines	18	952,420	3,455,800	27.6%
19	Multi-denominational Slot Machines	364	2,834,494	45,909,041	6.2%
20	Other Slot Machines	53	536,199	6,205,436	8.6%
21	<b>Total - Slot Machines</b>	<b>3,463</b>	<b>\$ 25,314,094</b>	<b>\$ 292,613,488</b>	<b>8.7%</b>
22	<b>Total Gross Revenue</b>		<b>\$ 39,290,844</b>		

#### TAX ON GROSS REVENUE

23	Year-to-Date Table and Other Games Gross Revenue.....	\$ 29,555,684
24	Year-to-Date Slot Machine Gross Revenue.....	47,958,711
25	Year-to-Date Total Gross Revenue.....	<b>\$ 77,514,395</b>
26	Adjustments .....	<b>\$ 17,931</b>
27	Year-To-Date Taxable Gross Revenue .....	<b>\$ 77,532,326</b>
28	Tax on Gross Revenue (8% of line 27).....	\$ 6,202,586
29	Less - Total Tax Paid in Prior Months.....	3,059,046
30	<b>Total Tax Required for this Month (line 28 less line 29).....</b>	<b>\$ 3,143,540</b>
31	Total Progressive Payout Liability - End of Month.....	\$ 860,486
32	Authorized Casino Square Footage - End of Month.....	119,361
33	Authorized Simulcasting Square Footage - End of Month.....	47,516
34	Simulcasting Revenue for the Month.....	\$ 74,204
35	Simulcasting Handle for the Month.....	\$ 918,983

Under penalties of perjury, I declare that I have examined this report, and to the best of my knowledge and belief, it is true and complete

March 10, 2008  
DATE

  
Ford Palmer

**TRUMP TAJ MAHAL CASINO RESORT**  
**MONTHLY GROSS REVENUE TAX RETURN**  
**SCHEDULE OF OTHER GAMES**  
**FOR THE MONTH OF FEBRUARY, 2008**

Line (a)	Type of Game (b)	Authorized Units (c)	Win or (Loss) (d)	Drop (e)	Win or (Loss) Percentage (f)
1	Red Dog				
2	Sic Bo	1	43,246	124,288	34.8%
3	Pai Gow Poker	4	630,329	1,966,299	32.1%
4	Pai Gow	3	347,429	1,570,518	22.1%
5	Pokette				
6	Double Down Stud Poker				
7	Keno	2	5,651	70,790	8.0%
8	Caribbean Stud Poker	2	115,933	449,186	25.8%
9	Let it Ride Poker	3	186,571	941,970	19.8%
10	Super 7 1/2				
11	Mini-Craps				
12	Three Card Poker	9	798,890	4,585,687	17.4%
13	Caribbean Draw Poker				
14	Mini-Dice				
15	Fast Action Hold 'Em				
16	Casino War				
17	Countdown				
18	Spanish 21	4	426,074	1,576,483	27.0%
19	Colorado Hold'Em Poker				
20	Multi-Bacc				
21	Wild Aruba Stud Poker				
22	Monopoly Poker				
23	Table Slots				
24	Rainbow Dice				
25	Triple Shot				
26	Blackjack Switch				
27	Let's Get Wild Poker				
28	Boston 5 Stud Poker				
29	Double Cross Poker				
30	Double Attack Blackjack	1	136,440	439,197	31.1%
31	Shao Pai Gow				
32	6 to 5 Blackjack				
33	Four Card Poker	2	351,234	1,257,593	27.9%
34	Suspense 21				
35	Two Card Royal				
36	Player's Choice Poker				
37	Superfun 21				
38	Hawaii Hi-Lo				
39	Texas Hold 'Em Bonus Poker	2	223,092	805,775	27.7%
40	House Way Pai Gow Poker				
41	Flop Poker				
42	Two Card Joker Poker				
43	Ultimate Texas Hold 'Em				
44	Asia Poker				
45	Winner's Pot Poker				
	Total -(Must agree with line 7 on Pg 1)	33	\$ 3,264,889	\$ 13,787,786	23.7%