

ATLANTIC CITY HILTON (RIH ACQUISITIONS N.J., LLC)

MONTHLY GROSS REVENUE TAX RETURN

FOR THE MONTH OF MAY, 2008

GROSS REVENUE - CURRENT MONTH

Line (a)	Type of Game (b)	Authorized Units (c)	Win or (Loss) (d)	Drop/Handle (e)	Win or (Loss) Percentage (f)
Table and Other Games:					
1	Blackjack	44	\$ 2,430,577	\$ 18,093,367	13.4%
2	Craps	8	568,643	5,659,806	10.0%
3	Roulette	8	591,645	2,397,756	24.7%
4	Big Six	1	24,421	48,327	50.5%
5	Baccarat	2	114,608	2,186,523	5.2%
6	Minibaccarat	16	1,889,154	13,275,565	14.2%
7	Other Games - (Page 2)	28	1,636,794	8,965,378	18.3%
8	Subtotal - Table and Other Games	107	7,255,842	\$ 50,626,722	14.3%
9	Poker	14	173,517		
10	Total - Table and Other Games	121	\$ 7,429,359		

Slot Machines:					
11	\$.01 and .02 Slot Machines	534	\$ 4,365,271	\$ 35,800,685	12.2%
12	\$.05 Slot Machines	232	1,508,111	18,084,535	8.3%
13	\$.25 Slot Machines	794	3,824,535	45,778,387	8.4%
14	\$.50 Slot Machines	74	452,415	5,052,296	9.0%
15	\$ 1.00 Slot Machines	270	3,335,311	44,120,318	7.6%
16	\$ 5.00 Slot Machines	64	949,638	20,701,235	4.6%
17	\$ 25.00 Slot Machines	14	66,592	1,701,300	3.9%
18	\$100.00 Slot Machines	20	759,271	6,650,800	11.4%
19	Multi-denominational Slot Machines	266	1,765,452	19,133,313	9.2%
20	Other Slot Machines	34	415,501	10,194,478	4.1%
21	Total - Slot Machines	2,302	\$ 17,442,097	\$ 207,217,347	8.4%
22	Total Gross Revenue		\$ 24,871,456		


TAX ON GROSS REVENUE

23	Year-to-Date Table and Other Games Gross Revenue.....	\$ 36,636,922
24	Year-to-Date Slot Machine Gross Revenue.....	78,311,073
25	Year-to-Date Total Gross Revenue.....	\$ 114,947,995
26	Adjustments	
27	Year-To-Date Taxable Gross Revenue	\$ 114,947,995
28	Tax on Gross Revenue (8% of line 27).....	\$ 9,195,840
29	Less - Total Tax Paid in Prior Months.....	7,206,123
30	Total Tax Required for this Month (line 28 less line 29).....	\$ 1,989,717
31	Total Progressive Payout Liability - End of Month.....	\$ 1,077,114
32	Authorized Casino Square Footage - End of Month.....	75,374
33	Authorized Simulcasting Square Footage - End of Month.....	
34	Simulcasting Revenue for the Month.....	
35	Simulcasting Handle for the Month.....	

Under penalties of perjury, I declare that I have examined this report, and to the best of my knowledge and belief, it is true and complete.

March 13, 2009

DATE



JOANNE MCKENSIE

ATLANTIC CITY HILTON (RIH ACQUISITIONS N.J., LLC)
MONTHLY GROSS REVENUE TAX RETURN
SCHEDULE OF OTHER GAMES
FOR THE MONTH OF MAY, 2008

Line (a)	Type of Game (b)	Authorized Units (c)	Win or (Loss) (d)	Drop (e)	Win or (Loss) Percentage (f)
1	Red Dog				
2	Sic Bo	1	46,339	175,103	26.5%
3	Pai Gow Poker	4	373,527	1,452,587	25.7%
4	Pai Gow Tiles	4	236,458	2,001,475	11.8%
5	Pokette				
6	Double Down Stud Poker				
7	Keno				
8	Caribbean Stud Poker	1	(64,145)	213,424	-30.1%
9	Let it Ride Poker	3	196,858	757,230	26.0%
10	Super 7 1/2				
11	Mini-Craps				
12	Three Card Poker	8	481,793	2,694,057	17.9%
13	Caribbean Draw Poker				
14	Mini-Dice				
15	Fast Action Hold 'Em				
16	Casino War				
17	Countdown				
18	Spanish 21	3	183,556	748,389	24.5%
19	Colorado Hold'Em Poker				
20	Multi-Bacc				
21	Wild Aruba Stud Poker				
22	Monopoly Poker				
23	Table Slots				
24	Rainbow Dice				
25	Triple Shot				
26	Blackjack Switch				
27	Let's Get Wild Poker				
28	Boston 5 Stud Poker				
29	Double Cross Poker				
30	Double Attack Blackjack	1	13,110	108,373	12.1%
31	Shao Pai Gow				
32	6 to 5 Blackjack				
33	Four Card Poker	1	60,666	355,017	17.1%
34	Suspense 21				
35	Two Card Royal				
36	Player's Choice Poker				
37	Superfun 21				
38	Hawaii Hi-Lo				
39	Texas Hold 'Em Bonus Poker	1	41,658	241,733	17.2%
40	House Way Pai Gow Poker				
41	Flop Poker				
42	Two Card Joker Poker				
43	Ultimate Texas Hold 'Em				
44	Asia Poker	1	66,974	217,990	30.7%
45	Winner's Pot Poker				
	Total -(Must agree with line 7 on Pg 1)	28	\$ 1,636,794	\$ 8,965,378	18.3%

BALLY'S ATLANTIC CITY

MONTHLY GROSS REVENUE TAX RETURN

FOR THE MONTH OF MAY, 2008

GROSS REVENUE - CURRENT MONTH


Line (a)	Type of Game (b)	Authorized Units (c)	Win or (Loss) (d)	Drop/Handle (e)	Win or (Loss) Percentage (f)
Table and Other Games:					
1	Blackjack	77	\$ 4,343,539	\$ 35,591,953	12.2%
2	Craps	12	1,534,197	10,015,313	15.3%
3	Roulette	25	2,251,267	9,402,804	23.9%
4	Big Six	2	159,382	422,534	37.7%
5	Baccarat	2	451,866	2,429,527	18.6%
6	Minibaccarat	14	2,085,607	14,285,447	14.6%
7	Other Games - (Page 2)	69	4,466,426	19,987,509	22.3%
8	Subtotal - Table and Other Games	201	15,292,284	\$ 92,135,087	16.6%
9	Poker	24	381,150		
10	Total - Table and Other Games	225	\$ 15,673,434		
Slot Machines:					
11	\$.01 and .02 Slot Machines	896	\$ 7,244,553	\$ 56,493,504	12.8%
12	\$.05 Slot Machines	870	5,223,071	47,406,125	11.0%
13	\$.25 Slot Machines	1,887	10,027,889	110,255,200	9.1%
14	\$.50 Slot Machines	208	1,492,214	14,228,922	10.5%
15	\$ 1.00 Slot Machines	508	5,900,472	79,903,874	7.4%
16	\$ 5.00 Slot Machines	101	2,227,037	28,312,800	7.9%
17	\$ 25.00 Slot Machines	18	440,504	6,777,475	6.5%
18	\$100.00 Slot Machines	12	449,250	5,350,800	8.4%
19	Multi-denominational Slot Machines	427	3,785,742	43,310,129	8.7%
20	Other Slot Machines	39	595,460	9,276,276	6.4%
21	Total - Slot Machines	4,966	\$ 37,386,192	\$ 401,315,105	9.3%
22	Total Gross Revenue		\$ 53,059,626		

TAX ON GROSS REVENUE

23	Year-to-Date Table and Other Games Gross Revenue.....	\$ 73,534,781
24	Year-to-Date Slot Machine Gross Revenue.....	170,007,465
25	Year-to-Date Total Gross Revenue.....	\$ 243,542,246
26	Adjustments	
27	Year-To-Date Taxable Gross Revenue	\$ 243,542,246
28	Tax on Gross Revenue (8% of line 27).....	\$ 19,483,380
29	Less - Total Tax Paid in Prior Months.....	15,238,610
30	Total Tax Required for this Month (line 28 less line 29).....	\$ 4,244,770
31	Total Progressive Payout Liability - End of Month.....	\$ 2,035,327
32	Authorized Casino Square Footage - End of Month.....	178,961
33	Authorized Simulcasting Square Footage - End of Month.....	47,937
34	Simulcasting Revenue for the Month.....	\$ 171,461
35	Simulcasting Handle for the Month.....	\$ 1,985,388

Under penalties of perjury, I declare that I have examined this report, and to the best of my knowledge and belief, it is true and complete

March 13, 2009
DATE


William Pangoras

BALLY'S ATLANTIC CITY
MONTHLY GROSS REVENUE TAX RETURN
SCHEDULE OF OTHER GAMES
FOR THE MONTH OF MAY, 2008

Line (a)	Type of Game (b)	Authorized Units (c)	Win or (Loss) (d)	Drop (e)	Win or (Loss) Percentage (f)
1	Red Dog				
2	Sic Bo	1	31,801	95,507	33.3%
3	Pai Gow Poker	10	436,079	2,441,480	17.9%
4	Pai Gow	3	366,105	2,355,000	15.5%
5	Pokette				
6	Double Down Stud Poker				
7	Keno	4	10,026	68,651	14.6%
8	Caribbean Stud Poker	2	201,911	758,163	26.6%
9	Let it Ride Poker	4	291,167	1,458,921	20.0%
10	Super 7 1/2				
11	Mini-Craps				
12	Three Card Poker	18	1,538,081	5,915,338	26.0%
13	Caribbean Draw Poker				
14	Mini-Dice				
15	Fast Action Hold 'Em				
16	Casino War				
17	Countdown				
18	Spanish 21	9	527,328	2,493,445	21.1%
19	Colorado Hold'Em Poker				
20	Multi-Bacc				
21	Wild Aruba Stud Poker				
22	Monopoly Poker				
23	Table Slots				
24	Rainbow Dice				
25	Triple Shot				
26	Blackjack Switch				
27	Let's Get Wild Poker				
28	Boston 5 Stud Poker				
29	Double Cross Poker				
30	Double Attack Blackjack				
31	Shao Pai Gow				
32	6 to 5 Blackjack				
33	Four Card Poker	7	424,853	1,839,477	23.1%
34	Suspense 21				
35	Two Card Royal				
36	Player's Choice Poker				
37	Superfun 21				
38	Hawaii Hi-Lo				
39	Texas Hold 'Em Bonus Poker	8	355,230	1,628,004	21.8%
40	House Way Pai Gow Poker				
41	Flop Poker				
42	Two Card Joker Poker				
43	Ultimate Texas Hold 'Em				
44	Asia Poker	2	248,561	839,507	29.6%
45	Winner's Pot Poker	1	35,284	94,016	37.5%
	Total -(Must agree with line 7 on Pg 1)	69	\$ 4,466,426	\$ 19,987,509	22.3%

BORGATA HOTEL CASINO AND SPA

MONTHLY GROSS REVENUE TAX RETURN

FOR THE MONTH OF MAY, 2008

GROSS REVENUE - CURRENT MONTH

Line (a)	Type of Game (b)	Authorized Units (c)	Win or (Loss) (d)	Drop/Handle (e)	Win or (Loss) Percentage (f)
Table and Other Games:					
1	Blackjack	87	\$ 11,196,372	\$ 93,612,423	12.0%
2	Craps	14	3,130,703	19,246,409	16.3%
3	Roulette	21	2,367,070	12,007,056	19.7%
4	Big Six	1	61,187	149,318	41.0%
5	Baccarat	2	1,545,110	7,286,536	21.2%
6	Minibaccarat	8	764,966	8,836,676	8.7%
7	Other Games - (Page 2)	49	4,848,991	22,897,298	21.2%
8	Subtotal - Table and Other Games	182	23,914,399	\$ 164,035,716	14.6%
9	Poker	85	2,681,266		
10	Total - Table and Other Games	267	\$ 26,595,665		

Slot Machines:					
11	\$.01 and .02 Slot Machines	754	\$ 7,555,160	\$ 74,838,555	10.1%
12	\$.05 Slot Machines	1,170	7,385,545	89,129,396	8.3%
13	\$.25 Slot Machines	858	4,107,629	54,427,015	7.5%
14	\$.50 Slot Machines	121	776,264	7,917,708	9.8%
15	\$ 1.00 Slot Machines	296	4,139,516	50,055,438	8.3%
16	\$ 5.00 Slot Machines	90	2,127,258	37,940,190	5.6%
17	\$ 25.00 Slot Machines	20	1,176,519	17,374,625	6.8%
18	\$100.00 Slot Machines	12	165,293	6,953,900	2.4%
19	Multi-denominational Slot Machines	600	9,072,377	139,315,885	6.5%
20	Other Slot Machines	61	1,085,801	19,945,768	5.4%
21	Total - Slot Machines	3,982	\$ 37,591,362	\$ 497,898,480	7.6%
22	Total Gross Revenue		\$ 64,187,027		

TAX ON GROSS REVENUE


23	Year-to-Date Table and Other Games Gross Revenue.....	\$ 125,814,419
24	Year-to-Date Slot Machine Gross Revenue.....	172,759,956
25	Year-to-Date Total Gross Revenue.....	\$ 298,574,375
26	Adjustments	\$ 205
27	Year-To-Date Taxable Gross Revenue	\$ 298,574,580
28	Tax on Gross Revenue (8% of line 27).....	\$ 23,885,966
29	Less - Total Tax Paid in Prior Months.....	18,750,988
30	Total Tax Required for this Month (line 28 less line 29).....	\$ 5,134,978

31	Total Progressive Payout Liability - End of Month.....	\$ 604,273
32	Authorized Casino Square Footage - End of Month.....	136,794
33	Authorized Simulcasting Square Footage - End of Month.....	23,620
34	Simulcasting Revenue for the Month.....	\$ 281,865
35	Simulcasting Handle for the Month.....	\$ 3,505,366

Under penalties of perjury, I declare that I have examined this report, and to the best of my knowledge and belief, it is true and complete

March 13, 2009

DATE



Betty J. Parker

BORGATA HOTEL CASINO AND SPA
MONTHLY GROSS REVENUE TAX RETURN
SCHEDULE OF OTHER GAMES
FOR THE MONTH OF MAY, 2008

Line (a)	Type of Game (b)	Authorized Units (c)	Win or (Loss) (d)	Drop (e)	Win or (Loss) Percentage (f)
1	Red Dog				
2	Sic Bo				
3	Pai Gow Poker	6	807,721	2,427,813	33.3%
4	Pai Gow	2	234,055	1,091,312	21.4%
5	Pokette				
6	Double Down Stud Poker				
7	Keno				
8	Caribbean Stud Poker	3	158,020	1,043,970	15.1%
9	Let it Ride Poker	5	237,159	2,565,823	9.2%
10	Super 7 1/2				
11	Mini-Craps				
12	Three Card Poker	16	1,678,544	8,680,324	19.3%
13	Caribbean Draw Poker				
14	Mini-Dice				
15	Fast Action Hold 'Em				
16	Casino War				
17	Countdown				
18	Spanish 21	5	502,139	2,095,939	24.0%
19	Colorado Hold'Em Poker				
20	Multi-Bacc				
21	Wild Aruba Stud Poker				
22	Monopoly Poker				
23	Table Slots				
24	Rainbow Dice				
25	Triple Shot				
26	Blackjack Switch				
27	Let's Get Wild Poker				
28	Boston 5 Stud Poker				
29	Double Cross Poker				
30	Double Attack Blackjack				
31	Shao Pai Gow				
32	6 to 5 Blackjack				
33	Four Card Poker	5	659,001	2,801,076	23.5%
34	Suspense 21				
35	Two Card Royal				
36	Player's Choice Poker				
37	Superfun 21				
38	Hawaii Hi-Lo				
39	Texas Hold 'Em Bonus Poker	5	476,086	1,427,047	33.4%
40	House Way Pai Gow Poker				
41	Flop Poker				
42	Two Card Joker Poker				
43	Ultimate Texas Hold 'Em				
44	Asia Poker	2	96,266	763,994	12.6%
45	Winner's Pot Poker				
	Total -(Must agree with line 7 on Pg 1)	49	\$ 4,848,991	\$ 22,897,298	21.2%

CAESARS ATLANTIC CITY

MONTHLY GROSS REVENUE TAX RETURN

FOR THE MONTH OF May 2008

GROSS REVENUE - CURRENT MONTH

AMENDED 3/7/09

Line (a)	Type of Game (b)	Authorized Units (c)	Win or (Loss) (d)	Drop/Handle (e)	Win or (Loss) Percentage (f)
Table and Other Games:					
1	Blackjack	50	\$ 5,582,545	\$ 43,888,293	12.7%
2	Craps	13	1,866,055	17,868,229	10.4%
3	Roulette	15	2,369,856	10,961,967	21.6%
4	Big Six	1	113,332	317,577	35.7%
5	Baccarat	3	158,448	2,492,839	6.4%
6	Minibaccarat	11	1,362,166	15,791,052	8.6%
7	Other Games - (Page 2)	50	4,811,890	20,303,879	23.7%
8	Subtotal - Table and Other Games	143	16,264,292	\$ 111,623,836	14.6%
9	Poker	24	621,246		
10	Total - Table and Other Games	167	\$ 16,885,538		

Slot Machines:					
11	\$.01 and .02 Slot Machines	682	\$ 9,117,746	\$ 74,653,063	12.2%
12	\$.05 Slot Machines	522	3,985,084	35,918,907	11.1%
13	\$.25 Slot Machines	879	5,014,266	50,844,855	9.9%
14	\$.50 Slot Machines	161	1,005,279	9,848,472	10.2%
15	\$ 1.00 Slot Machines	425	4,363,585	49,907,889	8.7%
16	\$ 5.00 Slot Machines	99	1,803,274	32,316,735	5.6%
17	\$ 25.00 Slot Machines	15	618,736	8,441,150	7.3%
18	\$100.00 Slot Machines	18	(383,313)	9,511,500	-4.0%
19	Multi-denominational Slot Machines	266	2,828,947	33,824,214	8.4%
20	Other Slot Machines	70	1,074,491	24,334,478	4.4%
21	Total - Slot Machines	3,137	29,428,095	\$ 329,601,263	8.9%
22	Total Gross Revenue		\$ 46,313,633		

TAX ON GROSS REVENUE

23	Year-to-Date Table and Other Games Gross Revenue.....	\$ 86,625,898
24	Year-to-Date Slot Machine Gross Revenue.....	135,062,451
25	Year-to-Date Total Gross Revenue.....	\$ 221,688,349
26	Adjustments	\$ 44,413
27	Year-To-Date Taxable Gross Revenue	\$ 221,732,762
28	Tax on Gross Revenue (8% of line 27).....	\$ 17,738,621
29	Less - Total Tax Paid in Prior Months.....	14,033,101
30	Total Tax Required for this Month (line 28 less line 29).....	\$ 3,705,520
31	Total Progressive Payout Liability - End of Month.....	\$ 1,181,091
32	Authorized Casino Square Footage - End of Month.....	114,600
33	Authorized Simulcasting Square Footage - End of Month.....	30,374
34	Simulcasting Revenue for the Month.....	\$ 111,189
35	Simulcasting Handle for the Month.....	\$ 1,386,710

Under penalties of perjury, I declare that I have examined this report, and to the best of my knowledge and belief, it is true and complete.

March 6, 2009

DATE



Donna Hogan

Operations Controller (7156-11)

TITLE (LICENSE NUMBER)

CAESARS ATLANTIC CITY
MONTHLY GROSS REVENUE TAX RETURN
SCHEDULE OF OTHER GAMES
FOR THE MONTH OF May 2008

Line (a)	Type of Game (b)	Authorized Units (c)	Win or (Loss) (d)	Drop (e)	Win or (Loss) Percentage (f)
1	Red Dog				
2	Sic Bo	1	114,626	360,893	31.8%
3	Pai Gow Poker	6	472,571	2,521,492	18.7%
4	Pai Gow	5	744,631	3,557,701	20.9%
5	Pokette				
6	Double Down Stud Poker				
7	Keno	3	49,155	155,472	31.6%
8	Caribbean Stud Poker	3	72,133	614,978	11.7%
9	Let it Ride Poker	3	170,188	981,729	17.3%
10	Super 7 1/2				
11	Mini-Craps				
12	Three Card Poker	11	1,605,668	5,633,523	28.5%
13	Caribbean Draw Poker				
14	Mini-Dice				
15	Fast Action Hold 'Em				
16	Casino War				
17	Countdown				
18	Spanish 21	7	601,936	2,110,063	28.5%
19	Colorado Hold'Em Poker				
20	Multi-Bacc				
21	Wild Aruba Stud Poker				
22	Monopoly Poker				
23	Table Slots				
24	Rainbow Dice				
25	Triple Shot				
26	Blackjack Switch				
27	Let's Get Wild Poker				
28	Boston 5 Stud Poker				
29	Double Cross Poker				
30	Double Attack Blackjack	1	131,487	455,152	28.9%
31	Shao Pai Gow				
32	6 to 5 Blackjack				
33	Four Card Poker	4	416,633	1,912,196	21.8%
34	Suspense 21				
35	Two Card Royal				
36	Player's Choice Poker				
37	Superfun 21				
38	Hawaii Hi-Lo				
39	Texas Hold 'Em Bonus Poker	4	205,513	992,987	20.7%
40	House Way Pai Gow Poker				
41	Flop Poker				
42	Two Card Joker Poker				
43	Ultimate Texas Hold 'Em				
44	Asia Poker	2	227,349	1,007,693	22.6%
	Total -(Must agree with line 7 on Pg 1)	50	\$ 4,811,890	\$ 20,303,879	23.7%

HARRAH'S CASINO HOTEL

MONTHLY GROSS REVENUE TAX RETURN

FOR THE MONTH OF MAY, 2008

GROSS REVENUE - CURRENT MONTH

Line (a)	Type of Game (b)	Authorized Units (c)	Win or (Loss) (d)	Drop/Handle (e)	Win or (Loss) Percentage (f)
Table and Other Games:					
1	Blackjack	36	\$ 2,503,095	\$ 23,589,048	10.6%
2	Craps	6	538,032	7,294,548	7.4%
3	Roulette	12	1,145,719	4,934,774	23.2%
4	Big Six	1	52,303	123,944	42.2%
5	Baccarat	0	0	0	0.0%
6	Minibaccarat	5	273,050	2,346,276	11.6%
7	Other Games - (Page 2)	32	2,247,857	10,331,738	21.8%
8	Subtotal - Table and Other Games	92	6,760,056	\$ 48,620,328	13.9%
9	Poker	24	588,271		
10	Total - Table and Other Games	116	\$ 7,348,327		
Slot Machines:					
11	\$.01 and .02 Slot Machines	340	\$ 4,366,562	\$ 44,339,898	9.8%
12	\$.05 Slot Machines	638	6,333,343	60,074,837	10.5%
13	\$.25 Slot Machines	984	8,077,438	74,348,666	10.9%
14	\$.50 Slot Machines	47	368,007	3,939,472	9.3%
15	\$ 1.00 Slot Machines	465	5,219,767	57,690,937	9.0%
16	\$ 5.00 Slot Machines	94	1,171,923	24,453,180	4.8%
17	\$ 25.00 Slot Machines	16	425,791	7,729,425	5.5%
18	\$100.00 Slot Machines	10	85,242	3,561,300	2.4%
19	Multi-denominational Slot Machines	1,216	13,924,222	176,293,788	7.9%
20	Other Slot Machines	24	106,844	5,227,000	2.0%
21	Total - Slot Machines	3,834	\$ 40,079,139	\$ 457,658,503	8.8%
22	Total Gross Revenue		\$ 47,427,466		

TAX ON GROSS REVENUE

23	Year-to-Date Table and Other Games Gross Revenue.....	\$ 35,147,317
24	Year-to-Date Slot Machine Gross Revenue.....	181,672,131
25	Year-to-Date Total Gross Revenue.....	\$ 216,819,448
26	Adjustments	\$ 12,842
27	Year-To-Date Taxable Gross Revenue	\$ 216,832,290
28	Tax on Gross Revenue (8% of line 27).....	\$ 17,346,583
29	Less - Total Tax Paid in Prior Months.....	13,552,384
30	Total Tax Required for this Month (line 28 less line 29).....	\$ 3,794,199
31	Total Progressive Payout Liability - End of Month.....	\$ 973,341
32	Authorized Casino Square Footage - End of Month.....	163,231
33	Authorized Simulcasting Square Footage - End of Month.....	
34	Simulcasting Revenue for the Month.....	
35	Simulcasting Handle for the Month.....	

Under penalties of perjury, I declare that I have examined this report, and to the best of my knowledge and belief, it is true and complete

6/10/2008
DATE


Joseph Lodise

HARRAH'S CASINO HOTEL
MONTHLY GROSS REVENUE TAX RETURN
SCHEDULE OF OTHER GAMES
FOR THE MONTH OF MAY, 2008

Line (a)	Type of Game (b)	Authorized Units (c)	Win or (Loss) (d)	Drop (e)	Win or (Loss) Percentage (f)
1	Red Dog				
2	Sic Bo				
3	Pai Gow Poker	2	164,003	747,156	22.0%
4	Pai Gow	1	95,060	429,918	22.1%
5	Pokette				
6	Double Down Stud Poker				
7	Keno	4	30,438	134,935	22.6%
8	Caribbean Stud Poker	1	64,457	272,544	23.7%
9	Let it Ride Poker	4	377,764	1,720,362	22.0%
10	Super 7 1/2				
11	Mini-Craps				
12	Three Card Poker	11	1,039,186	4,482,335	23.2%
13	Caribbean Draw Poker				
14	Mini-Dice				
15	Fast Action Hold 'Em				
16	Casino War				
17	Countdown				
18	Spanish 21	2	28,837	302,492	9.5%
19	Colorado Hold'Em Poker				
20	Multi-Bacc				
21	Wild Aruba Stud Poker				
22	Monopoly Poker				
23	Table Slots				
24	Rainbow Dice				
25	Triple Shot				
26	Blackjack Switch				
27	Let's Get Wild Poker				
28	Boston 5 Stud Poker				
29	Double Cross Poker				
30	Double Attack Blackjack	2	73,876	243,278	30.4%
31	Shao Pai Gow				
32	6 to 5 Blackjack				
33	Four Card Poker	2	86,100	695,906	12.4%
34	Suspense 21				
35	Two Card Royal				
36	Player's Choice Poker				
37	Superfun 21				
38	Hawaii Hi-Lo				
39	Texas Hold 'Em Bonus Poker	1	100,325	427,360	23.5%
40	House Way Pai Gow Poker				
41	Flop Poker	2	187,811	875,452	21.5%
42	Two Card Joker Poker				
43	Ultimate Texas Hold 'Em				
44	Asia Poker				
	Total -(Must agree with line 7 on Pg 1)	32	\$ 2,247,857	\$ 10,331,738	21.8%

RESORTS ATLANTIC CITY

MONTHLY GROSS REVENUE TAX RETURN

FOR THE MONTH OF MAY, 2008

GROSS REVENUE - CURRENT MONTH

Line (a)	Type of Game (b)	Authorized Units (c)	Win or (Loss) (d)	Drop/Handle (e)	Win or (Loss) Percentage (f)
Table and Other Games:					
1	Blackjack	34	\$ 1,840,397	\$ 11,954,279	15.4%
2	Craps	5	509,618	3,985,490	12.8%
3	Roulette	10	502,956	2,465,293	20.4%
4	Big Six	1	6,504	17,144	37.9%
5	Baccarat	3	46,044	934,225	4.9%
6	Minibaccarat	15	1,452,894	11,171,958	13.0%
7	Other Games - (Page 2)	18	801,963	5,029,315	15.9%
8	Subtotal - Table and Other Games	86	5,160,376	\$ 35,557,704	14.5%
9	Poker	5	40,906		
10	Total - Table and Other Games	91	\$ 5,201,282		
Slot Machines:					
11	\$.01 and .02 Slot Machines	537	\$ 4,619,381	\$ 39,771,772	11.6%
12	\$.05 Slot Machines	309	1,361,142	15,484,020	8.8%
13	\$.25 Slot Machines	594	3,279,378	33,665,417	9.7%
14	\$.50 Slot Machines	85	401,903	4,068,223	9.9%
15	\$ 1.00 Slot Machines	217	1,744,522	23,837,764	7.3%
16	\$ 5.00 Slot Machines	72	787,738	11,618,895	6.8%
17	\$ 25.00 Slot Machines	10	180,402	2,867,550	6.3%
18	\$100.00 Slot Machines	10	180,995	1,740,400	10.4%
19	Multi-denominational Slot Machines	749	5,206,827	61,585,198	8.5%
20	Other Slot Machines	20	226,668	3,309,050	6.8%
21	Total - Slot Machines	2,603	\$ 17,988,956	\$ 197,948,289	9.1%
22	Total Gross Revenue		\$ 23,190,238		

TAX ON GROSS REVENUE

23	Year-to-Date Table and Other Games Gross Revenue.....	\$ 25,989,649
24	Year-to-Date Slot Machine Gross Revenue.....	80,446,958
25	Year-to-Date Total Gross Revenue.....	\$ 106,436,607
26	Adjustments	\$ (10,400)
27	Year-To-Date Taxable Gross Revenue	\$ 106,426,207
28	Tax on Gross Revenue (8% of line 27).....	\$ 8,514,097
29	Less - Total Tax Paid in Prior Months.....	6,659,062
30	Total Tax Required for this Month (line 28 less line 29).....	\$ 1,855,035
31	Total Progressive Payout Liability - End of Month.....	\$ 315,686
32	Authorized Casino Square Footage - End of Month.....	99,029
33	Authorized Simulcasting Square Footage - End of Month.....	0
34	Simulcasting Revenue for the Month.....	
35	Simulcasting Handle for the Month.....	

Under penalties of perjury, I declare that I have examined this report, and to the best of my knowledge and belief, it is true and complete.

June 10, 2008

DATE



Walter P. Simon

Director of Operations- 003930-11

TITLE (LICENSE NUMBER)

CCC-101

RESORTS ATLANTIC CITY
MONTHLY GROSS REVENUE TAX RETURN
SCHEDULE OF OTHER GAMES
FOR THE MONTH OF MAY, 2008

Line (a)	Type of Game (b)	Authorized Units (c)	Win or (Loss) (d)	Drop (e)	Win or (Loss) Percentage (f)
1	Red Dog				
2	Sic Bo				
3	Pai Gow Poker	1	18,524	70,893	26.1%
4	Pai Gow	2	20,307	895,944	2.3%
5	Pokette				
6	Double Down Stud Poker				
7	Keno				
8	Caribbean Stud Poker				
9	Let it Ride Poker	2	135,020	560,838	24.1%
10	Super 7 1/2				
11	Mini-Craps				
12	Three Card Poker	7	408,661	2,241,620	18.2%
13	Caribbean Draw Poker				
14	Mini-Dice				
15	Fast Action Hold 'Em				
16	Casino War				
17	Countdown				
18	Spanish 21	3	138,754	701,768	19.8%
19	Colorado Hold'Em Poker				
20	Multi-Bacc				
21	Wild Aruba Stud Poker				
22	Monopoly Poker				
23	Table Slots				
24	Rainbow Dice				
25	Triple Shot				
26	Blackjack Switch				
27	Let's Get Wild Poker				
28	Boston 5 Stud Poker				
29	Double Cross Poker				
30	Double Attack Blackjack				
31	Shao Pai Gow				
32	6 to 5 Blackjack				
33	Four Card Poker	1	22,984	134,474	17.1%
34	Suspense 21				
35	Two Card Royal				
36	Player's Choice Poker				
37	Superfun 21				
38	Hawaii Hi-Lo				
39	Texas Hold 'Em Bonus Poker	1	31,896	96,763	33.0%
40	House Way Pai Gow Poker				
41	Flop Poker				
42	Two Card Joker Poker				
43	Ultimate Texas Hold 'Em				
44	Asia Poker	1	25,817	327,015	7.9%
45	Winner's Pot Poker				
	Total -(Must agree with line 7 on Pg 1)	18	\$ 801,963	\$ 5,029,315	15.9%

SHOWBOAT

MONTHLY GROSS REVENUE TAX RETURN

FOR THE MONTH OF MAY, 2008

GROSS REVENUE - CURRENT MONTH


Line (a)	Type of Game (b)	Authorized Units (c)	Win or (Loss) (d)	Drop/Handle (e)	Win or (Loss) Percentage (f)
Table and Other Games:					
1	Blackjack	45	\$ 2,818,728	\$ 15,881,227	17.7%
2	Craps	5	650,371	4,548,811	14.3%
3	Roulette	9	575,974	3,076,126	18.7%
4	Big Six	1	71,610	169,111	42.3%
5	Baccarat				0.0%
6	Minibaccarat	9	847,994	10,178,012	8.3%
7	Other Games - (Page 2)	22	1,483,623	7,944,892	18.7%
8	Subtotal - Table and Other Games	91	6,448,300	\$ 41,798,179	15.4%
9	Poker	28	401,740		
10	Total - Table and Other Games	119	\$ 6,850,040		
Slot Machines:					
11	\$.01 and .02 Slot Machines	498	\$ 5,425,751	\$ 41,590,672	13.0%
12	\$.05 Slot Machines	213	4,813,993	32,073,331	15.0%
13	\$.25 Slot Machines	346	4,180,651	36,316,403	11.5%
14	\$.50 Slot Machines	24	117,287	1,112,879	10.5%
15	\$ 1.00 Slot Machines	159	1,032,715	26,109,118	4.0%
16	\$ 5.00 Slot Machines	29	200,934	7,662,015	2.6%
17	\$ 25.00 Slot Machines	3	133,294	1,019,175	13.1%
18	\$100.00 Slot Machines	3	32,924	577,200	5.7%
19	Multi-denominational Slot Machines	2,029	12,326,929	137,310,339	9.0%
20	Other Slot Machines	4	75,758	832,210	9.1%
21	Total - Slot Machines	3,308	\$ 28,340,236	\$ 284,603,342	10.0%
22	Total Gross Revenue		\$ 35,190,276		

TAX ON GROSS REVENUE

23	Year-to-Date Table and Other Games Gross Revenue.....	\$ 29,804,697
24	Year-to-Date Slot Machine Gross Revenue.....	126,976,577
25	Year-to-Date Total Gross Revenue.....	\$ 156,781,274
26	Adjustments	\$ 10,288
27	Year-To-Date Taxable Gross Revenue	\$ 156,791,562
28	Tax on Gross Revenue (8% of line 27).....	\$ 12,543,325
29	Less - Total Tax Paid in Prior Months.....	9,727,976
30	Total Tax Required for this Month (line 28 less line 29).....	\$ 2,815,349
31	Total Progressive Payout Liability - End of Month.....	\$ 1,172,444
32	Authorized Casino Square Footage - End of Month.....	120,062
33	Authorized Simulcasting Square Footage - End of Month.....	17,086
34	Simulcasting Revenue for the Month.....	\$ 49,086
35	Simulcasting Handle for the Month.....	\$ 633,046

Under penalties of perjury, I declare that I have examined this report, and to the best of my knowledge and belief, it is true and complete

March 13, 2009
DATE



KAREN WORMAN

SHOWBOAT
MONTHLY GROSS REVENUE TAX RETURN
SCHEDULE OF OTHER GAMES
FOR THE MONTH OF MAY, 2008

Line (a)	Type of Game (b)	Authorized Units (c)	Win or (Loss) (d)	Drop (e)	Win or (Loss) Percentage (f)
1	Red Dog				
2	Sic Bo				
3	Pai Gow Poker	2	161,132	770,150	20.9%
4	Pai Gow	2	184,247	1,279,346	14.4%
5	Pokette				
6	Double Down Stud Poker				
7	Keno				
8	Caribbean Stud Poker	1	(91,209)	218,262	-41.8%
9	Let it Ride Poker	3	248,828	967,083	25.7%
10	Super 7 1/2				
11	Mini-Craps				
12	Three Card Poker	6	624,361	2,601,944	24.0%
13	Caribbean Draw Poker				
14	Mini-Dice				
15	Fast Action Hold 'Em				
16	Casino War				
17	Countdown				
18	Spanish 21	2	62,853	387,756	16.2%
19	Colorado Hold'Em Poker				
20	Multi-Bacc				
21	Wild Aruba Stud Poker				
22	Monopoly Poker				
23	Table Slots				
24	Rainbow Dice				
25	Triple Shot				
26	Blackjack Switch				
27	Let's Get Wild Poker				
28	Boston 5 Stud Poker				
29	Double Cross Poker				
30	Double Attack Blackjack	2	36,725	433,081	8.5%
31	Shao Pai Gow				
32	6 to 5 Blackjack				
33	Four Card Poker	1	105,393	359,678	29.3%
34	Suspense 21				
35	Two Card Royal				
36	Player's Choice Poker				
37	Superfun 21				
38	Hawaii Hi-Lo				
39	Texas Hold 'Em Bonus Poker	2	122,511	552,631	22.2%
40	House Way Pai Gow Poker				
41	Flop Poker	1	28,782	374,961	7.7%
42	Two Card Joker Poker				
43	Ultimate Texas Hold 'Em				
44	Asia Poker				
45	Winner's Pot Poker				
	Total -(Must agree with line 7 on Pg 1)	22	\$ 1,483,623	\$ 7,944,892	18.7%

TROPICANA CASINO & RESORT

MONTHLY GROSS REVENUE TAX RETURN

FOR THE MONTH OF MAY, 2008

GROSS REVENUE - CURRENT MONTH


Line (a)	Type of Game (b)	Authorized Units (c)	Win or (Loss) (d)	Drop/Handle (e)	Win or (Loss) Percentage (f)
Table and Other Games:					
1	Blackjack	64	\$ 2,345,593	\$ 23,956,866	9.8%
2	Craps	6	1,266,001	7,730,043	16.4%
3	Roulette	20	1,445,460	7,210,362	20.0%
4	Big Six	1	59,970	131,661	45.5%
5	Baccarat	1	167,928	993,816	16.9%
6	Minibaccarat	7	728,064	5,186,698	14.0%
7	Other Games - (Page 2)	33	2,670,655	10,408,040	25.7%
8	Subtotal - Table and Other Games	132	\$ 8,683,671	\$ 55,617,486	15.6%
9	Poker	48	701,824		
10	Total - Table and Other Games	180	\$ 9,385,495		
Slot Machines:					
11	\$.01 and .02 Slot Machines	590	\$ 4,829,205	\$ 35,966,625	13.4%
12	\$.05 Slot Machines	424	2,284,568	25,852,868	8.8%
13	\$.25 Slot Machines	662	3,656,817	42,385,441	8.6%
14	\$.50 Slot Machines	55	324,029	4,411,301	7.3%
15	\$ 1.00 Slot Machines	242	2,720,342	31,529,589	8.6%
16	\$ 5.00 Slot Machines	53	568,245	9,461,820	6.0%
17	\$ 25.00 Slot Machines	15	89,083	1,896,625	4.7%
18	\$100.00 Slot Machines	12	60,805	1,089,600	5.6%
19	Multi-denominational Slot Machines	1,506	9,351,655	102,225,185	9.1%
20	Other Slot Machines	50	480,574	6,266,904	7.7%
21	Total - Slot Machines	3,609	\$ 24,365,323	\$ 261,085,958	9.3%
22	Total Gross Revenue		\$ 33,750,818		

TAX ON GROSS REVENUE

23	Year-to-Date Table and Other Games Gross Revenue.....	\$ 44,789,177
24	Year-to-Date Slot Machine Gross Revenue.....	110,063,151
25	Year-to-Date Total Gross Revenue.....	\$ 154,852,328
26	Adjustments	
27	Year-To-Date Taxable Gross Revenue	\$ 154,852,328
28	Tax on Gross Revenue (8% of line 27).....	\$ 12,388,186
29	Less - Total Tax Paid in Prior Months.....	\$ 9,688,121
30	Total Tax Required for this Month (line 28 less line 29).....	\$ 2,700,065
31	Total Progressive Payout Liability - End of Month.....	\$ 1,145,989
32	Authorized Casino Square Footage - End of Month.....	131,330
33	Authorized Simulcasting Square Footage - End of Month.....	8,380
34	Simulcasting Revenue for the Month.....	\$ 64,116
35	Simulcasting Handle for the Month.....	\$ 812,621

Under penalties of perjury, I declare that I have examined this report, and to the best of my knowledge and belief, it is true and complete

June 10, 2008
DATE


Jeff Bohrer
Executive Director, Casino Controller

TROPICANA CASINO & RESORT
MONTHLY GROSS REVENUE TAX RETURN
SCHEDULE OF OTHER GAMES
FOR THE MONTH OF MAY, 2008

Line (a)	Type of Game (b)	Authorized Units (c)	Win or (Loss) (d)	Drop (e)	Win or (Loss) Percentage (f)
1	Red Dog				
2	Sic Bo				
3	Pai Gow Poker	4	127,394	804,390	15.8%
4	Pai Gow	3	219,550	910,515	24.1%
5	Pokette				
6	Double Down Stud Poker				
7	Keno				
8	Caribbean Stud Poker	2	149,323	608,157	24.6%
9	Let it Ride Poker	3	170,414	864,450	19.7%
10	Super 7 1/2				
11	Mini-Craps				
12	Three Card Poker	11	1,164,974	4,003,360	29.1%
13	Caribbean Draw Poker				
14	Mini-Dice				
15	Fast Action Hold 'Em				
16	Casino War				
17	Countdown				
18	Spanish 21	4	288,328	1,038,809	27.8%
19	Colorado Hold'Em Poker				
20	Multi-Bacc				
21	Wild Aruba Stud Poker				
22	Monopoly Poker				
23	Table Slots				
24	Rainbow Dice				
25	Triple Shot				
26	Blackjack Switch				
27	Let's Get Wild Poker				
28	Boston 5 Stud Poker				
29	Double Cross Poker				
30	Double Attack Blackjack				
31	Shao Pai Gow				
32	6 to 5 Blackjack				
33	Four Card Poker	2	256,099	881,344	29.1%
34	Suspense 21				
35	Two Card Royal				
36	Player's Choice Poker				
37	Superfun 21				
38	Hawaii Hi-Lo				
39	Texas Hold 'Em Bonus Poker	4	294,573	1,297,015	22.7%
40	House Way Pai Gow Poker				
41	Flop Poker				
42	Two Card Joker Poker				
43	Ultimate Texas Hold 'Em				
44	Asia Poker				
	Total -(Must agree with line 7 on Pg 1)	33	\$ 2,670,655	\$ 10,408,040	25.7%

TRUMP MARINA

MONTHLY GROSS REVENUE TAX RETURN

FOR THE MONTH OF **May, 2008**

GROSS REVENUE - CURRENT MONTH

Line (a)	Type of Game (b)	Authorized Units (c)	Win or (Loss) (d)	Drop/Handle (e)	Win or (Loss) Percentage (f)
Table and Other Games:					
1	Blackjack	33	\$ 2,081,186	\$ 11,345,292	18.3%
2	Craps	6	934,233	5,817,614	16.1%
3	Roulette	6	299,310	1,796,677	16.7%
4	Big Six	0	0	0	0.0%
5	Baccarat	2	94,404	554,585	17.0%
6	Minibaccarat	5	452,043	4,108,690	11.0%
7	Other Games - (Page 2)	22	1,347,449	5,347,690	25.2%
8	Subtotal - Table and Other Games	74	5,208,625	\$ 28,970,548	18.0%
9	Poker				
10	Total - Table and Other Games	74	\$ 5,208,625		
Slot Machines:					
11	\$.01 and .02 Slot Machines	453	\$ 3,864,872	\$ 38,714,828	10.0%
12	\$.05 Slot Machines	431	2,441,207	27,567,935	8.9%
13	\$.25 Slot Machines	490	2,361,335	30,290,686	7.8%
14	\$.50 Slot Machines	51	233,116	4,144,432	5.6%
15	\$ 1.00 Slot Machines	270	2,621,776	29,145,167	9.0%
16	\$ 5.00 Slot Machines	50	427,938	8,991,560	4.8%
17	\$ 25.00 Slot Machines	8	64,530	1,691,475	3.8%
18	\$100.00 Slot Machines	5	122,375	584,800	20.9%
19	Multi-denominational Slot Machines	178	1,679,023	20,217,493	8.3%
20	Other Slot Machines	25	341,667	4,739,850	7.2%
21	Total - Slot Machines	1,961	\$ 14,157,839	\$ 166,088,226	8.5%
22	Total Gross Revenue		\$ 19,366,464		

TAX ON GROSS REVENUE

23	Year-to-Date Table and Other Games Gross Revenue.....	\$ 23,860,793
24	Year-to-Date Slot Machine Gross Revenue.....	68,149,491
25	Year-to-Date Total Gross Revenue.....	\$ 92,010,284
26	Adjustments	\$ (795)
27	Year-To-Date Taxable Gross Revenue	\$ 92,009,489
28	Tax on Gross Revenue (8% of line 27).....	\$ 7,360,759
29	Less - Total Tax Paid in Prior Months.....	5,811,443
30	Total Tax Required for this Month (line 28 less line 29).....	\$ 1,549,316
31	Total Progressive Payout Liability - End of Month.....	\$ 470,805
32	Authorized Casino Square Footage - End of Month.....	78,535
33	Authorized Simulcasting Square Footage - End of Month.....	0
34	Simulcasting Revenue for the Month.....	
35	Simulcasting Handle for the Month.....	

Under penalties of perjury, I declare that I have examined this report, and to the best of my knowledge and belief, it is true and complete

March 13, 2009
DATE



Robert Allen

Director of Casino Finance 6793-11
TITLE (LICENSE NUMBER)

CCC-101

TRUMP MARINA
MONTHLY GROSS REVENUE TAX RETURN
SCHEDULE OF OTHER GAMES
FOR THE MONTH OF May, 2008

Line (a)	Type of Game (b)	Authorized Units (c)	Win or (Loss) (d)	Drop (e)	Win or (Loss) Percentage (f)
1	Red Dog				
2	Sic Bo				
3	Pai Gow Poker	2	80,481	480,893	16.7%
4	Pai Gow	2	88,268	462,408	19.1%
5	Pokette				
6	Double Down Stud Poker				
7	Keno				
8	Caribbean Stud Poker	2	66,286	341,554	19.4%
9	Let it Ride Poker	3	243,338	804,963	30.2%
10	Super 7 1/2				
11	Mini-Craps				
12	Three Card Poker	6	585,393	2,042,353	28.7%
13	Caribbean Draw Poker				
14	Mini-Dice				
15	Fast Action Hold 'Em				
16	Casino War				
17	Countdown				
18	Spanish 21	3	96,235	448,755	21.4%
19	Colorado Hold'Em Poker				
20	Multi-Bacc				
21	Wild Aruba Stud Poker				
22	Monopoly Poker				
23	Table Slots				
24	Rainbow Dice				
25	Triple Shot				
26	Blackjack Switch				
27	Let's Get Wild Poker				
28	Boston 5 Stud Poker				
29	Double Cross Poker				
30	Double Attack Blackjack				
31	Shao Pai Gow				
32	6 to 5 Blackjack				
33	Four Card Poker	2	81,511	345,282	23.6%
34	Suspense 21				
35	Two Card Royal				
36	Player's Choice Poker				
37	Superfun 21				
38	Hawaii Hi-Lo				
39	Texas Hold 'Em Bonus Poker	1	42,218	171,879	24.6%
40	House Way Pai Gow Poker				
41	Flop Poker				
42	Two Card Joker Poker				
43	Ultimate Texas Hold 'Em	1	63,719	249,603	25.5%
44	Asia Poker				
45	Winner's Pot Poker				
	Total -(Must agree with line 7 on Pg 1)	22	\$ 1,347,449	\$ 5,347,690	25.2%

TRUMP PLAZA ASSOCIATES

MONTHLY GROSS REVENUE TAX RETURN

FOR THE MONTH OF MAY 2008

GROSS REVENUE - CURRENT MONTH


Line (a)	Type of Game (b)	Authorized Units (c)	Win or (Loss) (d)	Drop/Handle (e)	Win or (Loss) Percentage (f)
Table and Other Games:					
1	Blackjack	36	\$ 3,368,238	\$ 20,838,669	16.2%
2	Craps	5	724,593	4,656,640	15.6%
3	Roulette	9	1,010,017	3,765,516	26.8%
4	Big Six				0.0%
5	Baccarat				0.0%
6	Minibaccarat	10	484,651	12,344,014	3.9%
7	Other Games - (Page 2)	21	1,511,664	7,922,387	19.1%
8	Subtotal - Table and Other Games	81	7,099,163	\$ 49,527,226	14.3%
9	Poker				
10	Total - Table and Other Games	81	\$ 7,099,163		
Slot Machines:					
11	\$.01 and .02 Slot Machines	563	\$ 5,252,381	\$ 43,079,343	12.2%
12	\$.05 Slot Machines	374	2,018,041	21,423,592	9.4%
13	\$.25 Slot Machines	560	3,906,889	44,513,272	8.8%
14	\$.50 Slot Machines	109	717,631	10,920,741	6.6%
15	\$ 1.00 Slot Machines	246	1,788,481	25,035,474	7.1%
16	\$ 5.00 Slot Machines	57	820,463	12,146,170	6.8%
17	\$ 25.00 Slot Machines	13	96,548	2,301,725	4.2%
18	\$100.00 Slot Machines	5	111,700	552,100	20.2%
19	Multi-denominational Slot Machines	175	832,730	19,355,844	4.3%
20	Other Slot Machines	66	688,890	10,879,790	6.3%
21	Total - Slot Machines	2,168	\$ 16,233,754	\$ 190,208,051	8.5%
22	Total Gross Revenue		\$ 23,332,917		

TAX ON GROSS REVENUE

23	Year-to-Date Table and Other Games Gross Revenue.....	\$ 35,678,879
24	Year-to-Date Slot Machine Gross Revenue.....	77,109,090
25	Year-to-Date Total Gross Revenue.....	\$ 112,787,969
26	Adjustments	\$ 32,074
27	Year-To-Date Taxable Gross Revenue	\$ 112,820,043
28	Tax on Gross Revenue (8% of line 27).....	\$ 9,025,603
29	Less - Total Tax Paid in Prior Months.....	7,158,745
30	Total Tax Required for this Month (line 28 less line 29).....	\$ 1,866,858
31	Total Progressive Payout Liability - End of Month.....	\$ 415,483
32	Authorized Casino Square Footage - End of Month.....	86,712
33	Authorized Simulcasting Square Footage - End of Month.....	
34	Simulcasting Revenue for the Month.....	
35	Simulcasting Handle for the Month.....	

Under penalties of perjury, I declare that I have examined this report, and to the best of my knowledge and belief, it is true and complete

March 13, 2009
DATE


Ronald Alcorn

TRUMP PLAZA ASSOCIATES
MONTHLY GROSS REVENUE TAX RETURN
SCHEDULE OF OTHER GAMES
FOR THE MONTH OF MAY 2008

Line (a)	Type of Game (b)	Authorized Units (c)	Win or (Loss) (d)	Drop (e)	Win or (Loss) Percentage (f)
1	Red Dog				
2	Sic Bo				
3	Pai Gow Poker	2	243,496	913,439	26.7%
4	Pai Gow	2	141,551	1,186,234	11.9%
5	Pokette				
6	Double Down Stud Poker				
7	Keno				
8	Caribbean Stud Poker				
9	Let it Ride Poker	2	76,319	669,589	11.4%
10	Super 7 1/2				
11	Mini-Craps				
12	Three Card Poker	8	675,328	2,896,950	23.3%
13	Caribbean Draw Poker				
14	Mini-Dice				
15	Fast Action Hold 'Em				
16	Casino War				
17	Countdown				
18	Spanish 21	3	239,910	1,218,436	19.7%
19	Colorado Hold'Em Poker				
20	Multi-Bacc				
21	Wild Aruba Stud Poker				
22	Monopoly Poker				
23	Table Slots				
24	Rainbow Dice				
25	Triple Shot				
26	Blackjack Switch				
27	Let's Get Wild Poker				
28	Boston 5 Stud Poker				
29	Double Cross Poker				
30	Double Attack Blackjack				
31	Shao Pai Gow				
32	6 to 5 Blackjack				
33	Four Card Poker	2	19,540	611,308	3.2%
34	Suspense 21				
35	Two Card Royal				
36	Player's Choice Poker				
37	Superfun 21				
38	Hawaii Hi-Lo				
39	Texas Hold 'Em Bonus Poker	2	115,520	426,431	27.1%
40	House Way Pai Gow Poker				
41	Flop Poker				
42	Two Card Joker Poker				
43	Ultimate Texas Hold 'Em				
44	Asia Poker				
45	Winner's Pot Poker				
	Total -(Must agree with line 7 on Pg 1)	21	\$ 1,511,664	\$ 7,922,387	19.1%

TRUMP TAJ MAHAL CASINO RESORT

MONTHLY GROSS REVENUE TAX RETURN

FOR THE MONTH OF MAY, 2008

GROSS REVENUE - CURRENT MONTH


Line (a)	Type of Game (b)	Authorized Units (c)	Win or (Loss) (d)	Drop/Handle (e)	Win or (Loss) Percentage (f)
Table and Other Games:					
1	Blackjack	60	\$ 5,752,441	\$ 36,845,131	15.6%
2	Craps	12	3,416,458	14,704,726	23.2%
3	Roulette	13	1,366,320	6,482,045	21.1%
4	Big Six	1	64,850	155,117	41.8%
5	Baccarat	1	112,153	1,441,370	7.8%
6	Minibaccarat	10	2,177,617	14,371,560	15.2%
7	Other Games - (Page 2)	33	3,573,075	14,054,878	25.4%
8	Subtotal - Table and Other Games	130	16,462,914	\$ 88,054,827	18.7%
9	Poker	69	1,605,000		
10	Total - Table and Other Games	199	\$ 18,067,914		
Slot Machines:					
11	\$.01 and .02 Slot Machines	849	\$ 7,553,641	\$ 64,146,517	11.8%
12	\$.05 Slot Machines	383	3,086,459	32,638,446	9.5%
13	\$.25 Slot Machines	934	5,102,203	60,854,293	8.4%
14	\$.50 Slot Machines	71	341,410	3,272,130	10.4%
15	\$ 1.00 Slot Machines	428	4,075,056	61,839,452	6.6%
16	\$ 5.00 Slot Machines	94	1,539,342	24,203,550	6.4%
17	\$ 25.00 Slot Machines	12	117,986	4,208,795	2.8%
18	\$100.00 Slot Machines	18	465,055	4,987,500	9.3%
19	Multi-denominational Slot Machines	365	3,760,433	47,646,556	7.9%
20	Other Slot Machines	42	548,982	7,677,736	7.2%
21	Total - Slot Machines	3,196	\$ 26,590,567	\$ 311,474,975	8.5%
22	Total Gross Revenue		\$ 44,658,481		

TAX ON GROSS REVENUE

23	Year-to-Date Table and Other Games Gross Revenue.....	\$ 72,035,051
24	Year-to-Date Slot Machine Gross Revenue.....	124,468,401
25	Year-to-Date Total Gross Revenue.....	\$ 196,503,452
26	Adjustments	\$ 29,218
27	Year-To-Date Taxable Gross Revenue	\$ 196,532,670
28	Tax on Gross Revenue (8% of line 27).....	\$ 15,722,614
29	Less - Total Tax Paid in Prior Months.....	12,149,554
30	Total Tax Required for this Month (line 28 less line 29).....	\$ 3,573,060
31	Total Progressive Payout Liability - End of Month.....	\$ 818,249
32	Authorized Casino Square Footage - End of Month.....	155,189
33	Authorized Simulcasting Square Footage - End of Month.....	12,483
34	Simulcasting Revenue for the Month.....	\$ 92,997
35	Simulcasting Handle for the Month.....	\$ 1,169,936

Under penalties of perjury, I declare that I have examined this report, and to the best of my knowledge and belief, it is true and complete

March 13, 2009
DATE


Ford Palmer

TRUMP TAJ MAHAL CASINO RESORT
MONTHLY GROSS REVENUE TAX RETURN
SCHEDULE OF OTHER GAMES
FOR THE MONTH OF MAY, 2008

Line (a)	Type of Game (b)	Authorized Units (c)	Win or (Loss) (d)	Drop (e)	Win or (Loss) Percentage (f)
1	Red Dog				
2	Sic Bo	1	17,185	125,074	13.7%
3	Pai Gow Poker	4	522,889	1,772,817	29.5%
4	Pai Gow	3	325,294	1,403,624	23.2%
5	Pokette				
6	Double Down Stud Poker				
7	Keno	2	26,192	68,513	38.2%
8	Caribbean Stud Poker	2	98,132	536,663	18.3%
9	Let it Ride Poker	3	247,634	926,625	26.7%
10	Super 7 1/2				
11	Mini-Craps				
12	Three Card Poker	9	1,103,925	4,547,333	24.3%
13	Caribbean Draw Poker				
14	Mini-Dice				
15	Fast Action Hold 'Em				
16	Casino War				
17	Countdown				
18	Spanish 21	4	541,817	1,781,393	30.4%
19	Colorado Hold'Em Poker				
20	Multi-Bacc				
21	Wild Aruba Stud Poker				
22	Monopoly Poker				
23	Table Slots				
24	Rainbow Dice				
25	Triple Shot				
26	Blackjack Switch				
27	Let's Get Wild Poker				
28	Boston 5 Stud Poker				
29	Double Cross Poker				
30	Double Attack Blackjack	1	190,880	502,275	38.0%
31	Shao Pai Gow				
32	6 to 5 Blackjack				
33	Four Card Poker	2	251,460	1,475,293	17.0%
34	Suspense 21				
35	Two Card Royal				
36	Player's Choice Poker				
37	Superfun 21				
38	Hawaii Hi-Lo				
39	Texas Hold 'Em Bonus Poker	2	247,667	915,268	27.1%
40	House Way Pai Gow Poker				
41	Flop Poker				
42	Two Card Joker Poker				
43	Ultimate Texas Hold 'Em				
44	Asia Poker				
45	Winner's Pot Poker				
	Total -(Must agree with line 7 on Pg 1)	33	\$ 3,573,075	\$ 14,054,878	25.4%