

ATLANTIC CITY HILTON (RIH ACQUISITIONS N.J., LLC)

MONTHLY GROSS REVENUE TAX RETURN

FOR THE MONTH OF JUNE, 2008

GROSS REVENUE - CURRENT MONTH

Line (a)	Type of Game (b)	Authorized Units (c)	Win or (Loss) (d)	Drop/Handle (e)	Win or (Loss) Percentage (f)
Table and Other Games:					
1	Blackjack	44	\$ 2,428,612	\$ 16,051,825	15.1%
2	Craps	8	223,003	5,762,901	3.9%
3	Roulette	8	418,754	2,403,248	17.4%
4	Big Six	1	14,015	36,636	38.3%
5	Baccarat	2	76,907	2,313,429	3.3%
6	Minibaccarat	16	1,001,868	12,809,598	7.8%
7	Other Games - (Page 2)	28	1,752,115	8,369,141	20.9%
8	Subtotal - Table and Other Games	107	5,915,274	\$ 47,746,778	12.4%
9	Poker	14	157,150		
10	Total - Table and Other Games	121	\$ 6,072,424		

Slot Machines:					
11	\$.01 and .02 Slot Machines	540	\$ 3,986,581	\$ 32,096,823	12.4%
12	\$.05 Slot Machines	223	1,452,321	15,163,450	9.6%
13	\$.25 Slot Machines	797	3,401,484	41,095,700	8.3%
14	\$.50 Slot Machines	74	311,627	4,494,837	6.9%
15	\$ 1.00 Slot Machines	270	2,816,639	37,271,706	7.6%
16	\$ 5.00 Slot Machines	64	950,212	15,052,030	6.3%
17	\$ 25.00 Slot Machines	14	(96,915)	1,533,875	-6.3%
18	\$100.00 Slot Machines	20	312,932	3,162,900	9.9%
19	Multi-denominational Slot Machines	266	1,455,798	15,804,919	9.2%
20	Other Slot Machines	34	283,736	7,653,974	3.7%
21	Total - Slot Machines	2,302	\$ 14,874,415	\$ 173,330,214	8.6%
22	Total Gross Revenue		\$ 20,946,839		

TAX ON GROSS REVENUE

23	Year-to-Date Table and Other Games Gross Revenue.....	\$ 42,709,346
24	Year-to-Date Slot Machine Gross Revenue.....	93,185,488
25	Year-to-Date Total Gross Revenue.....	\$ 135,894,834
26	Adjustments	
27	Year-To-Date Taxable Gross Revenue	\$ 135,894,834
28	Tax on Gross Revenue (8% of line 27).....	\$ 10,871,587
29	Less - Total Tax Paid in Prior Months.....	9,195,840
30	Total Tax Required for this Month (line 28 less line 29).....	\$ 1,675,747
31	Total Progressive Payout Liability - End of Month.....	\$ 1,122,604
32	Authorized Casino Square Footage - End of Month.....	75,374
33	Authorized Simulcasting Square Footage - End of Month.....	
34	Simulcasting Revenue for the Month.....	
35	Simulcasting Handle for the Month.....	

Under penalties of perjury, I declare that I have examined this report, and to the best of my knowledge and belief, it is true and complete.

January 29, 2009

DATE



JOANNE MCKENSIE

CASINO CONTROLLER (1231-11)

TITLE (LICENSE NUMBER)

CCC-101

ATLANTIC CITY HILTON (RIH ACQUISITIONS N.J., LLC)
MONTHLY GROSS REVENUE TAX RETURN
SCHEDULE OF OTHER GAMES
FOR THE MONTH OF JUNE, 2008

Line (a)	Type of Game (b)	Authorized Units (c)	Win or (Loss) (d)	Drop (e)	Win or (Loss) Percentage (f)
1	Red Dog				
2	Sic Bo	1	38,042	148,158	25.7%
3	Pai Gow Poker	4	242,143	1,449,944	16.7%
4	Pai Gow Tiles	4	369,378	1,854,903	19.9%
5	Pokette				
6	Double Down Stud Poker				
7	Keno				
8	Caribbean Stud Poker	1	36,153	158,646	22.8%
9	Let it Ride Poker	3	180,106	725,945	24.8%
10	Super 7 1/2				
11	Mini-Craps				
12	Three Card Poker	8	523,850	2,411,453	21.7%
13	Caribbean Draw Poker				
14	Mini-Dice				
15	Fast Action Hold 'Em				
16	Casino War				
17	Countdown				
18	Spanish 21	3	138,057	707,582	19.5%
19	Colorado Hold'Em Poker				
20	Multi-Bacc				
21	Wild Aruba Stud Poker				
22	Monopoly Poker				
23	Table Slots				
24	Rainbow Dice				
25	Triple Shot				
26	Blackjack Switch				
27	Let's Get Wild Poker				
28	Boston 5 Stud Poker				
29	Double Cross Poker				
30	Double Attack Blackjack	1	7,073	78,519	9.0%
31	Shao Pai Gow				
32	6 to 5 Blackjack				
33	Four Card Poker	1	86,061	325,258	26.5%
34	Suspense 21				
35	Two Card Royal				
36	Player's Choice Poker				
37	Superfun 21				
38	Hawaii Hi-Lo				
39	Texas Hold 'Em Bonus Poker	1	71,212	249,653	28.5%
40	House Way Pai Gow Poker				
41	Flop Poker				
42	Two Card Joker Poker				
43	Ultimate Texas Hold 'Em				
44	Asia Poker	1	60,040	259,080	23.2%
45	Winner's Pot Poker				
	Total -(Must agree with line 7 on Pg 1)	28	\$ 1,752,115	\$ 8,369,141	20.9%

BALLY'S ATLANTIC CITY

MONTHLY GROSS REVENUE TAX RETURN

FOR THE MONTH OF JUNE, 2008

GROSS REVENUE - CURRENT MONTH

Line (a)	Type of Game (b)	Authorized Units (c)	Win or (Loss) (d)	Drop/Handle (e)	Win or (Loss) Percentage (f)
Table and Other Games:					
1	Blackjack	65	\$ 3,738,422	\$ 30,991,027	12.1%
2	Craps	11	1,196,719	8,907,471	13.4%
3	Roulette	22	1,714,866	8,625,893	19.9%
4	Big Six	2	166,925	392,406	42.5%
5	Baccarat	2	344,946	1,257,992	27.4%
6	Minibaccarat	14	1,858,265	15,059,788	12.3%
7	Other Games - (Page 2)	60	3,906,681	17,906,960	21.8%
8	Subtotal - Table and Other Games	176	12,926,824	\$ 83,141,537	15.5%
9	Poker	27	287,900		
10	Total - Table and Other Games	203	\$ 13,214,724		
Slot Machines:					
11	\$.01 and .02 Slot Machines	909	\$ 6,746,448	\$ 52,501,340	12.9%
12	\$.05 Slot Machines	871	5,013,083	46,031,592	10.9%
13	\$.25 Slot Machines	1,813	8,990,343	101,758,563	8.8%
14	\$.50 Slot Machines	190	1,295,865	12,540,707	10.3%
15	\$ 1.00 Slot Machines	460	4,971,039	64,045,055	7.8%
16	\$ 5.00 Slot Machines	77	1,620,382	20,341,085	8.0%
17	\$ 25.00 Slot Machines	16	284,091	5,386,450	5.3%
18	\$100.00 Slot Machines	10	82,454	1,773,998	4.6%
19	Multi-denominational Slot Machines	411	3,043,368	35,262,808	8.6%
20	Other Slot Machines	34	522,595	5,754,056	9.1%
21	Total - Slot Machines	4,791	\$ 32,569,668	\$ 345,395,654	9.4%
22	Total Gross Revenue		\$ 45,784,392		

TAX ON GROSS REVENUE

23	Year-to-Date Table and Other Games Gross Revenue.....	\$ 86,749,505
24	Year-to-Date Slot Machine Gross Revenue.....	202,577,133
25	Year-to-Date Total Gross Revenue.....	\$ 289,326,638
26	Adjustments	
27	Year-To-Date Taxable Gross Revenue	\$ 289,326,638
28	Tax on Gross Revenue (8% of line 27).....	\$ 23,146,131
29	Less - Total Tax Paid in Prior Months.....	19,483,380
30	Total Tax Required for this Month (line 28 less line 29).....	\$ 3,662,751
31	Total Progressive Payout Liability - End of Month.....	\$ 2,029,270
32	Authorized Casino Square Footage - End of Month.....	173,897
33	Authorized Simulcasting Square Footage - End of Month.....	36,978
34	Simulcasting Revenue for the Month.....	\$ 148,144
35	Simulcasting Handle for the Month.....	\$ 1,651,550

Under penalties of perjury, I declare that I have examined this report, and to the best of my knowledge and belief, it is true and complete

January 29, 2009
DATE

William Pangoras

William Pangoras

BALLY'S ATLANTIC CITY
MONTHLY GROSS REVENUE TAX RETURN
SCHEDULE OF OTHER GAMES
FOR THE MONTH OF JUNE, 2008

Line (a)	Type of Game (b)	Authorized Units (c)	Win or (Loss) (d)	Drop (e)	Win or (Loss) Percentage (f)
1	Red Dog				
2	Sic Bo	1	20,579	73,556	28.0%
3	Pai Gow Poker	8	447,965	2,061,976	21.7%
4	Pai Gow	3	323,319	2,207,942	14.6%
5	Pokette				
6	Double Down Stud Poker				
7	Keno	4	17,387	56,616	30.7%
8	Caribbean Stud Poker	2	179,135	724,982	24.7%
9	Let it Ride Poker	3	232,217	1,278,818	18.2%
10	Super 7 1/2				
11	Mini-Craps				
12	Three Card Poker	16	1,401,322	5,499,280	25.5%
13	Caribbean Draw Poker				
14	Mini-Dice				
15	Fast Action Hold 'Em				
16	Casino War				
17	Countdown				
18	Spanish 21	7	486,932	2,401,816	20.3%
19	Colorado Hold'Em Poker				
20	Multi-Bacc				
21	Wild Aruba Stud Poker				
22	Monopoly Poker				
23	Table Slots				
24	Rainbow Dice				
25	Triple Shot				
26	Blackjack Switch				
27	Let's Get Wild Poker				
28	Boston 5 Stud Poker				
29	Double Cross Poker				
30	Double Attack Blackjack				
31	Shao Pai Gow				
32	6 to 5 Blackjack				
33	Four Card Poker	6	301,408	1,468,782	20.5%
34	Suspense 21				
35	Two Card Royal				
36	Player's Choice Poker				
37	Superfun 21				
38	Hawaii Hi-Lo				
39	Texas Hold 'Em Bonus Poker	7	378,091	1,453,827	26.0%
40	House Way Pai Gow Poker				
41	Flop Poker				
42	Two Card Joker Poker				
43	Ultimate Texas Hold 'Em				
44	Asia Poker	2	95,296	605,883	15.7%
45	Winner's Pot Poker	1	23,030	73,482	31.3%
	Total -(Must agree with line 7 on Pg 1)	60	\$ 3,906,681	\$ 17,906,960	21.8%

BORGATA HOTEL CASINO AND SPA

MONTHLY GROSS REVENUE TAX RETURN

FOR THE MONTH OF JUNE, 2008

GROSS REVENUE - CURRENT MONTH

Line (a)	Type of Game (b)	Authorized Units (c)	Win or (Loss) (d)	Drop/Handle (e)	Win or (Loss) Percentage (f)
Table and Other Games:					
1	Blackjack	87	\$ 7,842,486	\$ 79,223,723	9.9%
2	Craps	14	2,963,956	18,693,371	15.9%
3	Roulette	21	2,406,554	11,864,952	20.3%
4	Big Six	1	47,272	146,679	32.2%
5	Baccarat	2	835,570	7,164,981	11.7%
6	Minibaccarat	8	888,110	7,155,113	12.4%
7	Other Games - (Page 2)	49	5,092,510	21,409,422	23.8%
8	Subtotal - Table and Other Games	182	20,076,458	\$ 145,658,241	13.8%
9	Poker	85	2,582,360		
10	Total - Table and Other Games	267	\$ 22,658,818		

Slot Machines:					
11	\$.01 and .02 Slot Machines	767	\$ 7,958,393	\$ 77,064,950	10.3%
12	\$.05 Slot Machines	1,150	7,604,579	88,125,718	8.6%
13	\$.25 Slot Machines	788	4,065,836	52,812,232	7.7%
14	\$.50 Slot Machines	121	841,272	8,387,140	10.0%
15	\$ 1.00 Slot Machines	295	4,229,556	47,980,498	8.8%
16	\$ 5.00 Slot Machines	90	1,794,315	33,791,185	5.3%
17	\$ 25.00 Slot Machines	20	842,089	13,240,675	6.4%
18	\$100.00 Slot Machines	12	514,855	6,868,100	7.5%
19	Multi-denominational Slot Machines	615	8,749,674	132,815,170	6.6%
20	Other Slot Machines	61	1,028,362	18,110,936	5.7%
21	Total - Slot Machines	3,919	\$ 37,628,931	\$ 479,196,604	7.9%
22	Total Gross Revenue		\$ 60,287,749		


TAX ON GROSS REVENUE

23	Year-to-Date Table and Other Games Gross Revenue.....	\$ 148,473,237
24	Year-to-Date Slot Machine Gross Revenue.....	210,388,887
25	Year-to-Date Total Gross Revenue.....	\$ 358,862,124
26	Adjustments	\$ 205
27	Year-To-Date Taxable Gross Revenue	\$ 358,862,329
28	Tax on Gross Revenue (8% of line 27).....	\$ 28,708,986
29	Less - Total Tax Paid in Prior Months.....	23,885,966
30	Total Tax Required for this Month (line 28 less line 29).....	\$ 4,823,020
31	Total Progressive Payout Liability - End of Month.....	\$ 664,795
32	Authorized Casino Square Footage - End of Month.....	136,794
33	Authorized Simulcasting Square Footage - End of Month.....	23,620
34	Simulcasting Revenue for the Month.....	\$ 287,840
35	Simulcasting Handle for the Month.....	\$ 3,383,959

Under penalties of perjury, I declare that I have examined this report, and to the best of my knowledge and belief, it is true and complete

January 29, 2009

DATE



Betty J. Parker

BORGATA HOTEL CASINO AND SPA
MONTHLY GROSS REVENUE TAX RETURN
SCHEDULE OF OTHER GAMES
FOR THE MONTH OF JUNE, 2008

Line (a)	Type of Game (b)	Authorized Units (c)	Win or (Loss) (d)	Drop (e)	Win or (Loss) Percentage (f)
1	Red Dog				
2	Sic Bo				
3	Pai Gow Poker	6	591,157	2,203,374	26.8%
4	Pai Gow	2	105,832	874,386	12.1%
5	Pokette				
6	Double Down Stud Poker				
7	Keno				
8	Caribbean Stud Poker	3	212,114	889,067	23.9%
9	Let it Ride Poker	5	446,034	2,361,695	18.9%
10	Super 7 1/2				
11	Mini-Craps				
12	Three Card Poker	16	2,109,726	8,418,656	25.1%
13	Caribbean Draw Poker				
14	Mini-Dice				
15	Fast Action Hold 'Em				
16	Casino War				
17	Countdown				
18	Spanish 21	5	315,053	1,893,126	16.6%
19	Colorado Hold'Em Poker				
20	Multi-Bacc				
21	Wild Aruba Stud Poker				
22	Monopoly Poker				
23	Table Slots				
24	Rainbow Dice				
25	Triple Shot				
26	Blackjack Switch				
27	Let's Get Wild Poker				
28	Boston 5 Stud Poker				
29	Double Cross Poker				
30	Double Attack Blackjack				
31	Shao Pai Gow				
32	6 to 5 Blackjack				
33	Four Card Poker	5	682,893	2,628,639	26.0%
34	Suspense 21				
35	Two Card Royal				
36	Player's Choice Poker				
37	Superfun 21				
38	Hawaii Hi-Lo				
39	Texas Hold 'Em Bonus Poker	5	377,891	1,378,475	27.4%
40	House Way Pai Gow Poker				
41	Flop Poker				
42	Two Card Joker Poker				
43	Ultimate Texas Hold 'Em				
44	Asia Poker	2	251,810	762,004	33.0%
45	Winner's Pot Poker				
	Total -(Must agree with line 7 on Pg 1)	49	\$ 5,092,510	\$ 21,409,422	23.8%

CAESARS ATLANTIC CITY

MONTHLY GROSS REVENUE TAX RETURN

FOR THE MONTH OF **June 2008**

GROSS REVENUE - CURRENT MONTH

AMENDED 1/29/09

Line (a)	Type of Game (b)	Authorized Units (c)	Win or (Loss) (d)	Drop/Handle (e)	Win or (Loss) Percentage (f)
Table and Other Games:					
1	Blackjack	48	\$ 4,240,831	\$ 42,507,314	10.0%
2	Craps	13	3,045,043	16,102,619	18.9%
3	Roulette	16	1,908,069	9,478,375	20.1%
4	Big Six	1	117,459	276,838	42.4%
5	Baccarat	3	111,524	1,053,681	10.6%
6	Minibaccarat	12	2,629,345	15,139,910	17.4%
7	Other Games - (Page 2)	50	4,404,625	19,476,174	22.6%
8	Subtotal - Table and Other Games	143	16,456,896	\$ 104,034,911	15.8%
9	Poker	24	579,046		
10	Total - Table and Other Games	167	\$ 17,035,942		

Slot Machines:					
11	\$.01 and .02 Slot Machines	720	\$ 8,427,496	\$ 70,410,893	12.0%
12	\$.05 Slot Machines	484	3,603,733	31,411,438	11.5%
13	\$.25 Slot Machines	883	4,724,791	48,539,232	9.7%
14	\$.50 Slot Machines	144	860,966	8,529,324	10.1%
15	\$ 1.00 Slot Machines	428	4,523,818	49,276,896	9.2%
16	\$ 5.00 Slot Machines	99	1,759,682	28,942,135	6.1%
17	\$ 25.00 Slot Machines	15	355,900	6,870,650	5.2%
18	\$100.00 Slot Machines	18	982,872	8,854,700	11.1%
19	Multi-denominational Slot Machines	273	2,905,659	32,148,257	9.0%
20	Other Slot Machines	70	906,672	20,847,491	4.3%
21	Total - Slot Machines	3,134	29,051,589	\$ 305,831,016	9.5%
22	Total Gross Revenue		\$ 46,087,531		

TAX ON GROSS REVENUE

23	Year-to-Date Table and Other Games Gross Revenue.....	\$ 103,661,840
24	Year-to-Date Slot Machine Gross Revenue.....	164,114,040
25	Year-to-Date Total Gross Revenue.....	\$ 267,775,880
26	Adjustments	\$ 44,566
27	Year-To-Date Taxable Gross Revenue	\$ 267,820,446
28	Tax on Gross Revenue (8% of line 27).....	\$ 21,425,636
29	Less - Total Tax Paid in Prior Months.....	17,738,621
30	Total Tax Required for this Month (line 28 less line 29).....	\$ 3,687,015
31	Total Progressive Payout Liability - End of Month.....	\$ 1,232,230
32	Authorized Casino Square Footage - End of Month.....	114,600
33	Authorized Simulcasting Square Footage - End of Month.....	30,374
34	Simulcasting Revenue for the Month.....	\$ 99,224
35	Simulcasting Handle for the Month.....	\$ 1,171,455

Under penalties of perjury, I declare that I have examined this report, and to the best of my knowledge and belief, it is true and complete

January 29, 2009
DATE


Donna Hogan

CAESARS ATLANTIC CITY
MONTHLY GROSS REVENUE TAX RETURN
SCHEDULE OF OTHER GAMES
FOR THE MONTH OF June 2008

Line (a)	Type of Game (b)	Authorized Units (c)	Win or (Loss) (d)	Drop (e)	Win or (Loss) Percentage (f)
1	Red Dog				
2	Sic Bo	1	99,054	328,919	30.1%
3	Pai Gow Poker	6	529,765	2,576,395	20.6%
4	Pai Gow	5	334,073	3,535,062	9.5%
5	Pokette				
6	Double Down Stud Poker				
7	Keno	3	38,836	148,132	26.2%
8	Caribbean Stud Poker	3	147,383	588,577	25.0%
9	Let it Ride Poker	3	167,087	996,292	16.8%
10	Super 7 1/2				
11	Mini-Craps				
12	Three Card Poker	11	1,634,803	5,094,894	32.1%
13	Caribbean Draw Poker				
14	Mini-Dice				
15	Fast Action Hold 'Em				
16	Casino War				
17	Countdown				
18	Spanish 21	7	402,146	1,942,880	20.7%
19	Colorado Hold'Em Poker				
20	Multi-Bacc				
21	Wild Aruba Stud Poker				
22	Monopoly Poker				
23	Table Slots				
24	Rainbow Dice				
25	Triple Shot				
26	Blackjack Switch				
27	Let's Get Wild Poker				
28	Boston 5 Stud Poker				
29	Double Cross Poker				
30	Double Attack Blackjack	1	100,789	384,733	26.2%
31	Shao Pai Gow				
32	6 to 5 Blackjack				
33	Four Card Poker	4	447,029	1,923,624	23.2%
34	Suspense 21				
35	Two Card Royal				
36	Player's Choice Poker				
37	Superfun 21				
38	Hawaii Hi-Lo				
39	Texas Hold 'Em Bonus Poker	4	226,605	912,792	24.8%
40	House Way Pai Gow Poker				
41	Flop Poker				
42	Two Card Joker Poker				
43	Ultimate Texas Hold 'Em				
44	Asia Poker	2	277,055	1,043,874	26.5%
	Total -(Must agree with line 7 on Pg 1)	50	\$ 4,404,625	\$ 19,476,174	22.6%

HARRAH'S CASINO HOTEL

MONTHLY GROSS REVENUE TAX RETURN

FOR THE MONTH OF JUNE, 2008

GROSS REVENUE - CURRENT MONTH

Line (a)	Type of Game (b)	Authorized Units (c)	Win or (Loss) (d)	Drop/Handle (e)	Win or (Loss) Percentage (f)
Table and Other Games:					
1	Blackjack	36	\$ 2,854,094	\$ 18,750,222	15.2%
2	Craps	6	828,655	6,995,677	11.8%
3	Roulette	12	783,286	4,659,699	16.8%
4	Big Six	1	28,420	83,881	33.9%
5	Baccarat	0	0	0	0.0%
6	Minibaccarat	5	142,529	2,897,634	4.9%
7	Other Games - (Page 2)	32	2,433,974	10,314,057	23.6%
8	Subtotal - Table and Other Games	92	7,070,958	\$ 43,701,170	16.2%
9	Poker	25	421,569		
10	Total - Table and Other Games	117	\$ 7,492,527		
Slot Machines:					
11	\$.01 and .02 Slot Machines	324	\$ 3,871,196	\$ 42,155,935	9.2%
12	\$.05 Slot Machines	638	6,636,967	59,206,755	11.2%
13	\$.25 Slot Machines	937	7,788,849	70,472,575	11.1%
14	\$.50 Slot Machines	47	376,219	3,649,482	10.3%
15	\$ 1.00 Slot Machines	467	4,979,082	55,592,226	9.0%
16	\$ 5.00 Slot Machines	92	1,147,044	21,269,055	5.4%
17	\$ 25.00 Slot Machines	16	369,105	6,555,925	5.6%
18	\$100.00 Slot Machines	10	262,340	2,540,600	10.3%
19	Multi-denominational Slot Machines	1,264	13,357,671	175,846,553	7.6%
20	Other Slot Machines	40	382,133	6,991,598	5.5%
21	Total - Slot Machines	3,835	\$ 39,170,606	\$ 444,280,704	8.8%
22	Total Gross Revenue		\$ 46,663,133		

TAX ON GROSS REVENUE

23	Year-to-Date Table and Other Games Gross Revenue.....	\$ 42,639,844
24	Year-to-Date Slot Machine Gross Revenue.....	220,842,737
25	Year-to-Date Total Gross Revenue.....	\$ 263,482,581
26	Adjustments	\$ 12,864
27	Year-To-Date Taxable Gross Revenue	\$ 263,495,445
28	Tax on Gross Revenue (8% of line 27).....	\$ 21,079,636
29	Less - Total Tax Paid in Prior Months.....	\$ 17,346,583
30	Total Tax Required for this Month (line 28 less line 29).....	\$ 3,733,053
31	Total Progressive Payout Liability - End of Month.....	\$ 971,136
32	Authorized Casino Square Footage - End of Month.....	163,231
33	Authorized Simulcasting Square Footage - End of Month.....	
34	Simulcasting Revenue for the Month.....	
35	Simulcasting Handle for the Month.....	

Under penalties of perjury, I declare that I have examined this report, and to the best of my knowledge and belief, it is true and complete

7/10/2008
DATE

Joseph Lodise
Joseph Lodise

HARRAH'S CASINO HOTEL
MONTHLY GROSS REVENUE TAX RETURN
SCHEDULE OF OTHER GAMES
FOR THE MONTH OF JUNE, 2008

Line (a)	Type of Game (b)	Authorized Units (c)	Win or (Loss) (d)	Drop (e)	Win or (Loss) Percentage (f)
1	Red Dog				
2	Sic Bo				
3	Pai Gow Poker	2	181,069	657,933	27.5%
4	Pai Gow	1	62,504	500,581	12.5%
5	Pokette				
6	Double Down Stud Poker				
7	Keno	4	37,610	139,850	26.9%
8	Caribbean Stud Poker	1	68,462	294,219	23.3%
9	Let it Ride Poker	4	402,987	1,699,637	23.7%
10	Super 7 1/2				
11	Mini-Craps				
12	Three Card Poker	11	977,063	3,948,938	24.7%
13	Caribbean Draw Poker				
14	Mini-Dice				
15	Fast Action Hold 'Em				
16	Casino War				
17	Countdown				
18	Spanish 21	2	132,899	548,548	24.2%
19	Colorado Hold'Em Poker				
20	Multi-Bacc				
21	Wild Aruba Stud Poker				
22	Monopoly Poker				
23	Table Slots				
24	Rainbow Dice				
25	Triple Shot				
26	Blackjack Switch				
27	Let's Get Wild Poker				
28	Boston 5 Stud Poker				
29	Double Cross Poker				
30	Double Attack Blackjack	2	87,483	416,113	21.0%
31	Shao Pai Gow				
32	6 to 5 Blackjack				
33	Four Card Poker	2	225,452	825,493	27.3%
34	Suspense 21				
35	Two Card Royal				
36	Player's Choice Poker				
37	Superfun 21				
38	Hawaii Hi-Lo				
39	Texas Hold 'Em Bonus Poker	1	120,638	446,482	27.0%
40	House Way Pai Gow Poker				
41	Flop Poker	2	137,807	836,263	16.5%
42	Two Card Joker Poker				
43	Ultimate Texas Hold 'Em				
44	Asia Poker				
	Total -(Must agree with line 7 on Pg 1)	32	\$ 2,433,974	\$ 10,314,057	23.6%

RESORTS ATLANTIC CITY

MONTHLY GROSS REVENUE TAX RETURN

FOR THE MONTH OF JUNE, 2008

GROSS REVENUE - CURRENT MONTH

Line (a)	Type of Game (b)	Authorized Units (c)	Win or (Loss) (d)	Drop/Handle (e)	Win or (Loss) Percentage (f)
Table and Other Games:					
1	Blackjack	34	\$ 951,310	\$ 10,519,305	9.0%
2	Craps	5	787,363	3,614,305	21.8%
3	Roulette	10	658,469	2,675,518	24.6%
4	Big Six	1	3,052	6,194	49.3%
5	Baccarat	3	(122,896)	1,123,757	-10.9%
6	Minibaccarat	15	1,205,538	9,931,600	12.1%
7	Other Games - (Page 2)	18	927,866	4,257,317	21.8%
8	Subtotal - Table and Other Games	86	4,410,702	\$ 32,127,996	13.7%
9	Poker	5	14,115		
10	Total - Table and Other Games	91	\$ 4,424,817		
Slot Machines:					
11	\$.01 and .02 Slot Machines	580	\$ 4,006,215	\$ 33,825,337	11.8%
12	\$.05 Slot Machines	273	1,157,526	11,255,688	10.3%
13	\$.25 Slot Machines	589	2,626,885	29,382,296	8.9%
14	\$.50 Slot Machines	84	346,629	3,832,495	9.0%
15	\$ 1.00 Slot Machines	203	1,130,736	18,475,428	6.1%
16	\$ 5.00 Slot Machines	72	516,937	8,479,605	6.1%
17	\$ 25.00 Slot Machines	10	125,825	2,394,575	5.3%
18	\$100.00 Slot Machines	10	234,550	1,628,300	14.4%
19	Multi-denominational Slot Machines	762	4,229,498	51,893,019	8.2%
20	Other Slot Machines	20	175,983	2,359,832	7.5%
21	Total - Slot Machines	2,603	\$ 14,550,784	\$ 163,526,575	8.9%
22	Total Gross Revenue		\$ 18,975,601		

TAX ON GROSS REVENUE

23	Year-to-Date Table and Other Games Gross Revenue.....	\$ 30,414,466
24	Year-to-Date Slot Machine Gross Revenue.....	94,997,742
25	Year-to-Date Total Gross Revenue.....	\$ 125,412,208
26	Adjustments	\$ (13,950)
27	Year-To-Date Taxable Gross Revenue	\$ 125,398,258
28	Tax on Gross Revenue (8% of line 27).....	\$ 10,031,861
29	Less - Total Tax Paid in Prior Months.....	8,514,097
30	Total Tax Required for this Month (line 28 less line 29).....	\$ 1,517,764
31	Total Progressive Payout Liability - End of Month.....	\$ 285,521
32	Authorized Casino Square Footage - End of Month.....	99,029
33	Authorized Simulcasting Square Footage - End of Month.....	
34	Simulcasting Revenue for the Month.....	
35	Simulcasting Handle for the Month.....	

Under penalties of perjury, I declare that I have examined this report, and to the best of my knowledge and belief, it is true and complete.

July 10, 2008

DATE



Walter P. Simon

Director of Operations- 003930-11

TITLE (LICENSE NUMBER)

CCC-101

RESORTS ATLANTIC CITY
MONTHLY GROSS REVENUE TAX RETURN
SCHEDULE OF OTHER GAMES
FOR THE MONTH OF JUNE, 2008

Line (a)	Type of Game (b)	Authorized Units (c)	Win or (Loss) (d)	Drop (e)	Win or (Loss) Percentage (f)
1	Red Dog				
2	Sic Bo				
3	Pai Gow Poker	1	9,548	65,712	14.5%
4	Pai Gow	2	160,939	818,053	19.7%
5	Pokette				
6	Double Down Stud Poker				
7	Keno				
8	Caribbean Stud Poker				
9	Let it Ride Poker	2	100,512	485,375	20.7%
10	Super 7 1/2				
11	Mini-Craps				
12	Three Card Poker	7	435,105	1,668,982	26.1%
13	Caribbean Draw Poker				
14	Mini-Dice				
15	Fast Action Hold 'Em				
16	Casino War				
17	Countdown				
18	Spanish 21	3	83,586	624,005	13.4%
19	Colorado Hold'Em Poker				
20	Multi-Bacc				
21	Wild Aruba Stud Poker				
22	Monopoly Poker				
23	Table Slots				
24	Rainbow Dice				
25	Triple Shot				
26	Blackjack Switch				
27	Let's Get Wild Poker				
28	Boston 5 Stud Poker				
29	Double Cross Poker				
30	Double Attack Blackjack				
31	Shao Pai Gow				
32	6 to 5 Blackjack				
33	Four Card Poker	1	31,476	109,535	28.7%
34	Suspense 21				
35	Two Card Royal				
36	Player's Choice Poker				
37	Superfun 21				
38	Hawaii Hi-Lo				
39	Texas Hold 'Em Bonus Poker	1	16,599	55,948	29.7%
40	House Way Pai Gow Poker				
41	Flop Poker				
42	Two Card Joker Poker				
43	Ultimate Texas Hold 'Em				
44	Asia Poker	1	90,101	429,707	21.0%
45	Winner's Pot Poker				
	Total -(Must agree with line 7 on Pg 1)	18	\$ 927,866	\$ 4,257,317	21.8%

SHOWBOAT

MONTHLY GROSS REVENUE TAX RETURN

FOR THE MONTH OF JUNE, 2008

GROSS REVENUE - CURRENT MONTH

Line (a)	Type of Game (b)	Authorized Units (c)	Win or (Loss) (d)	Drop/Handle (e)	Win or (Loss) Percentage (f)
Table and Other Games:					
1	Blackjack	45	\$ 1,565,385	\$ 13,110,816	11.9%
2	Craps	5	548,967	4,038,038	13.6%
3	Roulette	9	660,416	3,153,878	20.9%
4	Big Six	1	53,627	136,821	39.2%
5	Baccarat				0.0%
6	Minibaccarat	9	1,172,263	9,930,043	11.8%
7	Other Games - (Page 2)	22	1,329,343	7,188,929	18.5%
8	Subtotal - Table and Other Games	91	5,330,001	\$ 37,558,525	14.2%
9	Poker	28	389,432		
10	Total - Table and Other Games	119	\$ 5,719,433		
Slot Machines:					
11	\$.01 and .02 Slot Machines	485	\$ 4,692,285	\$ 38,025,938	12.3%
12	\$.05 Slot Machines	205	4,137,607	29,348,091	14.1%
13	\$.25 Slot Machines	354	2,644,896	32,907,247	8.0%
14	\$.50 Slot Machines	24	118,513	1,020,958	11.6%
15	\$ 1.00 Slot Machines	157	1,226,083	23,041,751	5.3%
16	\$ 5.00 Slot Machines	31	100,073	6,930,340	1.4%
17	\$ 25.00 Slot Machines	3	40,741	914,825	4.5%
18	\$100.00 Slot Machines	3	7,990	860,100	0.9%
19	Multi-denominational Slot Machines	2,041	12,347,881	125,184,161	9.9%
20	Other Slot Machines	4	(16,307)	944,420	-1.7%
21	Total - Slot Machines	3,307	\$ 25,299,762	\$ 259,177,831	9.8%
22	Total Gross Revenue		\$ 31,019,195		

TAX ON GROSS REVENUE

23	Year-to-Date Table and Other Games Gross Revenue.....	\$ 35,524,130
24	Year-to-Date Slot Machine Gross Revenue.....	152,276,339
25	Year-to-Date Total Gross Revenue.....	\$ 187,800,469
26	Adjustments	\$ 10,288
27	Year-To-Date Taxable Gross Revenue	\$ 187,810,757
28	Tax on Gross Revenue (8% of line 27).....	\$ 15,024,861
29	Less - Total Tax Paid in Prior Months.....	12,543,325
30	Total Tax Required for this Month (line 28 less line 29).....	\$ 2,481,536
31	Total Progressive Payout Liability - End of Month.....	\$ 1,169,288
32	Authorized Casino Square Footage - End of Month.....	120,062
33	Authorized Simulcasting Square Footage - End of Month.....	17,086
34	Simulcasting Revenue for the Month.....	\$ 45,001
35	Simulcasting Handle for the Month.....	\$ 577,447

Under penalties of perjury, I declare that I have examined this report, and to the best of my knowledge and belief, it is true and complete

July 8, 2008
DATE


Gail Myers

SHOWBOAT
MONTHLY GROSS REVENUE TAX RETURN
SCHEDULE OF OTHER GAMES
FOR THE MONTH OF JUNE, 2008

Line (a)	Type of Game (b)	Authorized Units (c)	Win or (Loss) (d)	Drop (e)	Win or (Loss) Percentage (f)
1	Red Dog				
2	Sic Bo				
3	Pai Gow Poker	2	153,685	831,299	18.5%
4	Pai Gow	2	51,005	1,215,598	4.2%
5	Pokette				
6	Double Down Stud Poker				
7	Keno				
8	Caribbean Stud Poker	1	51,922	161,184	32.2%
9	Let it Ride Poker	3	177,672	882,578	20.1%
10	Super 7 1/2				
11	Mini-Craps				
12	Three Card Poker	6	530,857	2,262,619	23.5%
13	Caribbean Draw Poker				
14	Mini-Dice				
15	Fast Action Hold 'Em				
16	Casino War				
17	Countdown				
18	Spanish 21	2	81,480	331,873	24.6%
19	Colorado Hold'Em Poker				
20	Multi-Bacc				
21	Wild Aruba Stud Poker				
22	Monopoly Poker				
23	Table Slots				
24	Rainbow Dice				
25	Triple Shot				
26	Blackjack Switch				
27	Let's Get Wild Poker				
28	Boston 5 Stud Poker				
29	Double Cross Poker				
30	Double Attack Blackjack	2	99,997	370,278	27.0%
31	Shao Pai Gow				
32	6 to 5 Blackjack				
33	Four Card Poker	1	41,416	331,391	12.5%
34	Suspense 21				
35	Two Card Royal				
36	Player's Choice Poker				
37	Superfun 21				
38	Hawaii Hi-Lo				
39	Texas Hold 'Em Bonus Poker	2	59,044	439,147	13.4%
40	House Way Pai Gow Poker				
41	Flop Poker	1	82,265	362,962	22.7%
42	Two Card Joker Poker				
43	Ultimate Texas Hold 'Em				
44	Asia Poker				
45	Winner's Pot Poker				
	Total -(Must agree with line 7 on Pg 1)	22	\$ 1,329,343	\$ 7,188,929	18.5%

TROPICANA CASINO & RESORT

MONTHLY GROSS REVENUE TAX RETURN

FOR THE MONTH OF JUNE, 2008

GROSS REVENUE - CURRENT MONTH


Line (a)	Type of Game (b)	Authorized Units (c)	Win or (Loss) (d)	Drop/Handle (e)	Win or (Loss) Percentage (f)
Table and Other Games:					
1	Blackjack	64	\$ 2,632,769	\$ 20,902,645	12.6%
2	Craps	6	834,475	6,336,887	13.2%
3	Roulette	18	1,242,125	5,876,752	21.1%
4	Big Six	1	47,328	113,457	41.7%
5	Baccarat	1	39,996	615,878	6.5%
6	Minibaccarat	7	846,632	4,649,631	18.2%
7	Other Games - (Page 2)	33	2,157,117	9,595,075	22.5%
8	Subtotal - Table and Other Games	130	\$ 7,800,442	\$ 48,090,325	16.2%
9	Poker	48	648,899		
10	Total - Table and Other Games	178	\$ 8,449,341		
Slot Machines:					
11	\$.01 and .02 Slot Machines	645	\$ 4,670,882	\$ 38,430,405	12.2%
12	\$.05 Slot Machines	420	2,061,400	21,256,794	9.7%
13	\$.25 Slot Machines	656	3,228,752	38,531,127	8.4%
14	\$.50 Slot Machines	54	326,733	3,808,333	8.6%
15	\$ 1.00 Slot Machines	242	2,244,517	27,477,760	8.2%
16	\$ 5.00 Slot Machines	53	462,567	7,348,550	6.3%
17	\$ 25.00 Slot Machines	15	131,912	1,832,750	7.2%
18	\$100.00 Slot Machines	12	59,200	503,900	11.7%
19	Multi-denominational Slot Machines	1,495	8,335,670	93,468,831	8.9%
20	Other Slot Machines	50	216,378	4,655,678	4.6%
21	Total - Slot Machines	3,642	\$ 21,738,011	\$ 237,314,128	9.2%
22	Total Gross Revenue		\$ 30,187,352		

TAX ON GROSS REVENUE

23	Year-to-Date Table and Other Games Gross Revenue.....	\$ 53,238,518
24	Year-to-Date Slot Machine Gross Revenue.....	131,801,162
25	Year-to-Date Total Gross Revenue.....	\$ 185,039,680
26	Adjustments	
27	Year-To-Date Taxable Gross Revenue	\$ 185,039,680
28	Tax on Gross Revenue (8% of line 27).....	\$ 14,803,174
29	Less - Total Tax Paid in Prior Months.....	\$ 12,388,186
30	Total Tax Required for this Month (line 28 less line 29).....	\$ 2,414,988
31	Total Progressive Payout Liability - End of Month.....	\$ 1,113,144
32	Authorized Casino Square Footage - End of Month.....	131,330
33	Authorized Simulcasting Square Footage - End of Month.....	8,380
34	Simulcasting Revenue for the Month.....	\$ 56,242
35	Simulcasting Handle for the Month.....	\$ 693,942

Under penalties of perjury, I declare that I have examined this report, and to the best of my knowledge and belief, it is true and complete

July 9, 2008
DATE


Jeff Bohrer
Executive Director, Casino Controller

TROPICANA CASINO & RESORT
MONTHLY GROSS REVENUE TAX RETURN
SCHEDULE OF OTHER GAMES
FOR THE MONTH OF JUNE, 2008

Line (a)	Type of Game (b)	Authorized Units (c)	Win or (Loss) (d)	Drop (e)	Win or (Loss) Percentage (f)
1	Red Dog				
2	Sic Bo				
3	Pai Gow Poker	4	190,227	798,191	23.8%
4	Pai Gow	3	152,061	826,871	18.4%
5	Pokette				
6	Double Down Stud Poker				
7	Keno				
8	Caribbean Stud Poker	2	133,334	531,496	25.1%
9	Let it Ride Poker	3	160,358	832,065	19.3%
10	Super 7 1/2				
11	Mini-Craps				
12	Three Card Poker	11	811,026	3,783,391	21.4%
13	Caribbean Draw Poker				
14	Mini-Dice				
15	Fast Action Hold 'Em				
16	Casino War				
17	Countdown				
18	Spanish 21	4	249,083	995,250	25.0%
19	Colorado Hold'Em Poker				
20	Multi-Bacc				
21	Wild Aruba Stud Poker				
22	Monopoly Poker				
23	Table Slots				
24	Rainbow Dice				
25	Triple Shot				
26	Blackjack Switch				
27	Let's Get Wild Poker				
28	Boston 5 Stud Poker				
29	Double Cross Poker				
30	Double Attack Blackjack				
31	Shao Pai Gow				
32	6 to 5 Blackjack				
33	Four Card Poker	2	193,032	703,257	27.4%
34	Suspense 21				
35	Two Card Royal				
36	Player's Choice Poker				
37	Superfun 21				
38	Hawaii Hi-Lo				
39	Texas Hold 'Em Bonus Poker	4	267,996	1,124,554	23.8%
40	House Way Pai Gow Poker				
41	Flop Poker				
42	Two Card Joker Poker				
43	Ultimate Texas Hold 'Em				
44	Asia Poker				
	Total -(Must agree with line 7 on Pg 1)	33	\$ 2,157,117	\$ 9,595,075	22.5%

TRUMP MARINA

MONTHLY GROSS REVENUE TAX RETURN

FOR THE MONTH OF **June, 2008**

GROSS REVENUE - CURRENT MONTH

Line (a)	Type of Game (b)	Authorized Units (c)	Win or (Loss) (d)	Drop/Handle (e)	Win or (Loss) Percentage (f)
Table and Other Games:					
1	Blackjack	34	\$ 1,552,788	\$ 9,299,133	16.7%
2	Craps	6	739,132	4,751,278	15.6%
3	Roulette	6	359,027	1,646,591	21.8%
4	Big Six	0	0	0	0.0%
5	Baccarat	1	(472,505)	629,508	-75.1%
6	Minibaccarat	5	465,890	3,874,673	12.0%
7	Other Games - (Page 2)	22	1,064,125	4,855,524	21.9%
8	Subtotal - Table and Other Games	74	3,708,457	\$ 25,056,707	14.8%
9	Poker				
10	Total - Table and Other Games	74	\$ 3,708,457		
Slot Machines:					
11	\$.01 and .02 Slot Machines	480	\$ 3,764,177	\$ 35,657,105	10.6%
12	\$.05 Slot Machines	426	2,242,873	22,893,920	9.8%
13	\$.25 Slot Machines	487	2,167,742	26,377,240	8.2%
14	\$.50 Slot Machines	51	175,862	3,539,438	5.0%
15	\$ 1.00 Slot Machines	270	2,047,359	27,284,285	7.5%
16	\$ 5.00 Slot Machines	50	460,463	8,122,145	5.7%
17	\$ 25.00 Slot Machines	10	127,151	1,315,825	9.7%
18	\$100.00 Slot Machines	5	118,001	602,000	19.6%
19	Multi-denominational Slot Machines	181	1,274,589	16,652,664	7.7%
20	Other Slot Machines	23	109,695	4,105,106	2.7%
21	Total - Slot Machines	1,983	\$ 12,487,912	\$ 146,549,728	8.5%
22	Total Gross Revenue		\$ 16,196,369		

TAX ON GROSS REVENUE

23	Year-to-Date Table and Other Games Gross Revenue.....	\$ 27,569,250
24	Year-to-Date Slot Machine Gross Revenue.....	80,637,403
25	Year-to-Date Total Gross Revenue.....	\$ 108,206,653
26	Adjustments	\$ 6,717
27	Year-To-Date Taxable Gross Revenue	\$ 108,213,370
28	Tax on Gross Revenue (8% of line 27).....	\$ 8,657,070
29	Less - Total Tax Paid in Prior Months.....	7,360,759
30	Total Tax Required for this Month (line 28 less line 29).....	\$ 1,296,311
31	Total Progressive Payout Liability - End of Month.....	\$ 486,464
32	Authorized Casino Square Footage - End of Month.....	78,535
33	Authorized Simulcasting Square Footage - End of Month.....	
34	Simulcasting Revenue for the Month.....	
35	Simulcasting Handle for the Month.....	

Under penalties of perjury, I declare that I have examined this report, and to the best of my knowledge and belief, it is true and complete

January 29, 2009
DATE



Robert Allen

Director of Casino Finance 6793-11
TITLE (LICENSE NUMBER)

TRUMP MARINA
MONTHLY GROSS REVENUE TAX RETURN
SCHEDULE OF OTHER GAMES
FOR THE MONTH OF June, 2008

Line (a)	Type of Game (b)	Authorized Units (c)	Win or (Loss) (d)	Drop (e)	Win or (Loss) Percentage (f)
1	Red Dog				
2	Sic Bo				
3	Pai Gow Poker	2	113,599	399,867	28.4%
4	Pai Gow	2	17,386	456,765	3.8%
5	Pokette				
6	Double Down Stud Poker				
7	Keno				
8	Caribbean Stud Poker	2	93,848	284,024	33.0%
9	Let it Ride Poker	3	85,714	772,162	11.1%
10	Super 7 1/2				
11	Mini-Craps				
12	Three Card Poker	6	520,814	1,839,520	28.3%
13	Caribbean Draw Poker				
14	Mini-Dice				
15	Fast Action Hold 'Em				
16	Casino War				
17	Countdown				
18	Spanish 21	3	71,591	371,410	19.3%
19	Colorado Hold'Em Poker				
20	Multi-Bacc				
21	Wild Aruba Stud Poker				
22	Monopoly Poker				
23	Table Slots				
24	Rainbow Dice				
25	Triple Shot				
26	Blackjack Switch				
27	Let's Get Wild Poker				
28	Boston 5 Stud Poker				
29	Double Cross Poker				
30	Double Attack Blackjack				
31	Shao Pai Gow				
32	6 to 5 Blackjack				
33	Four Card Poker	2	65,731	316,499	20.8%
34	Suspense 21				
35	Two Card Royal				
36	Player's Choice Poker				
37	Superfun 21				
38	Hawaii Hi-Lo				
39	Texas Hold 'Em Bonus Poker	1	41,939	182,087	23.0%
40	House Way Pai Gow Poker				
41	Flop Poker				
42	Two Card Joker Poker				
43	Ultimate Texas Hold 'Em	1	53,503	233,190	22.9%
44	Asia Poker				
45	Winner's Pot Poker				
	Total -(Must agree with line 7 on Pg 1)	22	\$ 1,064,125	\$ 4,855,524	21.9%

TRUMP PLAZA ASSOCIATES

MONTHLY GROSS REVENUE TAX RETURN

FOR THE MONTH OF JUNE 2008

GROSS REVENUE - CURRENT MONTH


Line (a)	Type of Game (b)	Authorized Units (c)	Win or (Loss) (d)	Drop/Handle (e)	Win or (Loss) Percentage (f)
Table and Other Games:					
1	Blackjack	42	\$ 1,803,836	\$ 17,502,193	10.3%
2	Craps	5	799,222	5,212,123	15.3%
3	Roulette	9	878,215	3,419,163	25.7%
4	Big Six	0	593	1,453	40.8%
5	Baccarat	0	0	0	0.0%
6	Minibaccarat	10	778,295	11,047,472	7.0%
7	Other Games - (Page 2)	21	2,043,147	7,675,510	26.6%
8	Subtotal - Table and Other Games	87	6,303,308	\$ 44,857,914	14.1%
9	Poker	14	24,214		
10	Total - Table and Other Games	101	\$ 6,327,522		
Slot Machines:					
11	\$.01 and .02 Slot Machines	558	\$ 4,272,489	\$ 38,468,396	11.1%
12	\$.05 Slot Machines	374	2,040,571	18,784,456	10.9%
13	\$.25 Slot Machines	563	3,443,702	41,568,385	8.3%
14	\$.50 Slot Machines	109	692,620	10,095,810	6.9%
15	\$ 1.00 Slot Machines	246	1,606,548	22,912,367	7.0%
16	\$ 5.00 Slot Machines	57	642,466	10,641,050	6.0%
17	\$ 25.00 Slot Machines	13	207,704	2,012,475	10.3%
18	\$100.00 Slot Machines	5	93,000	630,100	14.8%
19	Multi-denominational Slot Machines	177	1,868,306	20,351,701	9.2%
20	Other Slot Machines	66	461,533	9,637,357	4.8%
21	Total - Slot Machines	2,168	\$ 15,328,939	\$ 175,102,097	8.8%
22	Total Gross Revenue		\$ 21,656,461		

TAX ON GROSS REVENUE

23	Year-to-Date Table and Other Games Gross Revenue.....	\$ 42,006,401
24	Year-to-Date Slot Machine Gross Revenue.....	92,438,029
25	Year-to-Date Total Gross Revenue.....	\$ 134,444,430
26	Adjustments	\$ 32,400
27	Year-To-Date Taxable Gross Revenue	\$ 134,476,830
28	Tax on Gross Revenue (8% of line 27).....	\$ 10,758,146
29	Less - Total Tax Paid in Prior Months.....	9,025,603
30	Total Tax Required for this Month (line 28 less line 29).....	\$ 1,732,543
31	Total Progressive Payout Liability - End of Month.....	\$ 426,924
32	Authorized Casino Square Footage - End of Month.....	95,306
33	Authorized Simulcasting Square Footage - End of Month.....	
34	Simulcasting Revenue for the Month.....	
35	Simulcasting Handle for the Month.....	

Under penalties of perjury, I declare that I have examined this report, and to the best of my knowledge and belief, it is true and complete

January 29, 2009
DATE



TRUMP PLAZA ASSOCIATES
MONTHLY GROSS REVENUE TAX RETURN
SCHEDULE OF OTHER GAMES
FOR THE MONTH OF JUNE 2008

Line (a)	Type of Game (b)	Authorized Units (c)	Win or (Loss) (d)	Drop (e)	Win or (Loss) Percentage (f)
1	Red Dog				
2	Sic Bo				
3	Pai Gow Poker	2	241,386	829,893	29.1%
4	Pai Gow	2	282,778	1,080,521	26.2%
5	Pokette				
6	Double Down Stud Poker				
7	Keno				
8	Caribbean Stud Poker				
9	Let it Ride Poker	2	159,363	666,598	23.9%
10	Super 7 1/2				
11	Mini-Craps				
12	Three Card Poker	8	726,175	2,594,926	28.0%
13	Caribbean Draw Poker				
14	Mini-Dice				
15	Fast Action Hold 'Em				
16	Casino War				
17	Countdown				
18	Spanish 21	3	258,809	1,248,341	20.7%
19	Colorado Hold'Em Poker				
20	Multi-Bacc				
21	Wild Aruba Stud Poker				
22	Monopoly Poker				
23	Table Slots				
24	Rainbow Dice				
25	Triple Shot				
26	Blackjack Switch				
27	Let's Get Wild Poker				
28	Boston 5 Stud Poker				
29	Double Cross Poker				
30	Double Attack Blackjack				
31	Shao Pai Gow				
32	6 to 5 Blackjack				
33	Four Card Poker	2	236,295	828,990	28.5%
34	Suspense 21				
35	Two Card Royal				
36	Player's Choice Poker				
37	Superfun 21				
38	Hawaii Hi-Lo				
39	Texas Hold 'Em Bonus Poker	2	138,341	426,241	32.5%
40	House Way Pai Gow Poker				
41	Flop Poker				
42	Two Card Joker Poker				
43	Ultimate Texas Hold 'Em				
44	Asia Poker				
45	Winner's Pot Poker				
	Total -(Must agree with line 7 on Pg 1)	21	\$ 2,043,147	\$ 7,675,510	26.6%

TRUMP TAJ MAHAL CASINO RESORT

MONTHLY GROSS REVENUE TAX RETURN

FOR THE MONTH OF JUNE, 2008

GROSS REVENUE - CURRENT MONTH


Line (a)	Type of Game (b)	Authorized Units (c)	Win or (Loss) (d)	Drop/Handle (e)	Win or (Loss) Percentage (f)
Table and Other Games:					
1	Blackjack	60	\$ 1,884,641	\$ 32,355,664	5.8%
2	Craps	12	2,517,747	10,152,944	24.8%
3	Roulette	13	1,707,132	6,242,692	27.3%
4	Big Six	1	46,682	103,647	45.0%
5	Baccarat	1	132,472	697,746	19.0%
6	Minibaccarat	10	1,377,574	14,249,427	9.7%
7	Other Games - (Page 2)	33	3,264,194	12,836,316	25.4%
8	Subtotal - Table and Other Games	130	10,930,442	\$ 76,638,436	14.3%
9	Poker	67	1,409,800		
10	Total - Table and Other Games	197	\$ 12,340,242		
Slot Machines:					
11	\$.01 and .02 Slot Machines	872	\$ 7,071,814	\$ 60,833,474	11.6%
12	\$.05 Slot Machines	390	3,106,411	30,457,140	10.2%
13	\$.25 Slot Machines	889	4,750,243	55,011,020	8.6%
14	\$.50 Slot Machines	57	244,494	2,909,920	8.4%
15	\$ 1.00 Slot Machines	402	3,649,316	53,695,301	6.8%
16	\$ 5.00 Slot Machines	93	958,173	19,121,545	5.0%
17	\$ 25.00 Slot Machines	12	291,429	3,038,175	9.6%
18	\$100.00 Slot Machines	18	139,130	5,204,100	2.7%
19	Multi-denominational Slot Machines	414	2,778,739	45,701,135	6.1%
20	Other Slot Machines	41	473,780	6,096,947	7.8%
21	Total - Slot Machines	3,188	\$ 23,463,529	\$ 282,068,757	8.3%
22	Total Gross Revenue		\$ 35,803,771		

TAX ON GROSS REVENUE

23	Year-to-Date Table and Other Games Gross Revenue.....	\$ 84,375,293
24	Year-to-Date Slot Machine Gross Revenue.....	147,931,930
25	Year-to-Date Total Gross Revenue.....	\$ 232,307,223
26	Adjustments	\$ 29,851
27	Year-To-Date Taxable Gross Revenue	\$ 232,337,074
28	Tax on Gross Revenue (8% of line 27).....	\$ 18,586,966
29	Less - Total Tax Paid in Prior Months.....	15,722,614
30	Total Tax Required for this Month (line 28 less line 29).....	\$ 2,864,352
31	Total Progressive Payout Liability - End of Month.....	\$ 914,124
32	Authorized Casino Square Footage - End of Month.....	154,616
33	Authorized Simulcasting Square Footage - End of Month.....	12,483
34	Simulcasting Revenue for the Month.....	\$ 76,118
35	Simulcasting Handle for the Month.....	\$ 956,596

Under penalties of perjury, I declare that I have examined this report, and to the best of my knowledge and belief, it is true and complete

January 29, 2009
DATE


Ford Palmer

TRUMP TAJ MAHAL CASINO RESORT
MONTHLY GROSS REVENUE TAX RETURN
SCHEDULE OF OTHER GAMES
FOR THE MONTH OF JUNE, 2008

Line (a)	Type of Game (b)	Authorized Units (c)	Win or (Loss) (d)	Drop (e)	Win or (Loss) Percentage (f)
1	Red Dog				
2	Sic Bo	1	45,493	76,744	59.3%
3	Pai Gow Poker	4	371,397	1,953,452	19.0%
4	Pai Gow	3	203,647	1,265,979	16.1%
5	Pokette				
6	Double Down Stud Poker				
7	Keno	2	18,540	61,635	30.1%
8	Caribbean Stud Poker	2	112,140	435,353	25.8%
9	Let it Ride Poker	3	89,997	843,392	10.7%
10	Super 7 1/2				
11	Mini-Craps				
12	Three Card Poker	9	1,265,846	4,069,228	31.1%
13	Caribbean Draw Poker				
14	Mini-Dice				
15	Fast Action Hold 'Em				
16	Casino War				
17	Countdown				
18	Spanish 21	4	408,651	1,628,020	25.1%
19	Colorado Hold'Em Poker				
20	Multi-Bacc				
21	Wild Aruba Stud Poker				
22	Monopoly Poker				
23	Table Slots				
24	Rainbow Dice				
25	Triple Shot				
26	Blackjack Switch				
27	Let's Get Wild Poker				
28	Boston 5 Stud Poker				
29	Double Cross Poker				
30	Double Attack Blackjack	1	133,695	414,182	32.3%
31	Shao Pai Gow				
32	6 to 5 Blackjack				
33	Four Card Poker	2	311,282	1,318,852	23.6%
34	Suspense 21				
35	Two Card Royal				
36	Player's Choice Poker				
37	Superfun 21				
38	Hawaii Hi-Lo				
39	Texas Hold 'Em Bonus Poker	2	303,506	769,479	39.4%
40	House Way Pai Gow Poker				
41	Flop Poker				
42	Two Card Joker Poker				
43	Ultimate Texas Hold 'Em				
44	Asia Poker				
45	Winner's Pot Poker				
	Total -(Must agree with line 7 on Pg 1)	33	\$ 3,264,194	\$ 12,836,316	25.4%