

ATLANTIC CITY HILTON (RIH ACQUISITIONS N.J., LLC)

MONTHLY GROSS REVENUE TAX RETURN

FOR THE MONTH OF AUGUST, 2009

CASINO WIN - CURRENT MONTH

Line (a)	Type of Game (b)	Authorized Units (c)	Win or (Loss) (d)	Drop/Handle (e)	Win or (Loss) Percentage (f)
Table and Other Games:					
1	Blackjack	38	\$ 1,473,990	\$ 12,576,360	11.7%
2	Craps	6	467,666	3,442,372	13.6%
3	Roulette	7	468,312	1,783,984	26.3%
4	Big Six	1	14,456	41,851	34.5%
5	Baccarat	1	(585)	725	-80.7%
6	Minibaccarat	19	2,233,826	11,550,305	19.3%
7	Other Games - (Page 2)	28	1,079,513	6,186,613	17.4%
8	Subtotal - Table and Other Games	100	5,737,178	\$ 35,582,210	16.1%
9	Poker	4	31,409		
10	Total - Table and Other Games	104	\$ 5,768,587		
Slot Machines:					
11	\$.01 and .02 Slot Machines	681	\$ 4,412,808	\$ 36,393,253	12.1%
12	\$.05 Slot Machines	123	748,580	9,139,442	8.2%
13	\$.25 Slot Machines	723	3,029,721	35,881,527	8.4%
14	\$.50 Slot Machines	74	406,323	4,526,591	9.0%
15	\$ 1.00 Slot Machines	276	2,427,168	36,328,508	6.7%
16	\$ 5.00 Slot Machines	68	771,595	16,185,060	4.8%
17	\$ 25.00 Slot Machines	8	7,661	800,675	1.0%
18	\$100.00 Slot Machines	10	5,000	1,581,500	0.3%
19	Multi-denominational Slot Machines	266	1,275,683	12,603,312	10.1%
20	Other Slot Machines	27	336,633	7,173,242	4.7%
21	Total - Slot Machines	2,256	\$ 13,421,172	\$ 160,613,110	8.4%
22	Total Casino Win		\$ 19,189,759		

TAX ON GROSS REVENUE

23	Year-to-Date Table and Other Games Win	\$ 38,198,117
24	Year-to-Date Slot Machine Win	99,606,378
25	Year-to-Date Total Casino Win	\$ 137,804,495
26	Adjustments	\$ 11,700
27	Year-To-Date Gross Revenue	\$ 137,816,195
28	Deduction for Eligible Promotional Gaming Credits	\$ 7,724,716
29	Year-To-Date Taxable Gross Revenue	\$ 130,091,479
30	Gross Revenue Tax (8% of line 29).....	\$ 10,407,318
31	Less - Total Tax Paid in Prior Months.....	9,030,996
32	Total Tax Required for this Month (line 30 less line 31).....	\$ 1,376,322
33	Total Progressive Payout Liability - End of Month.....	\$ 1,184,495
34	Authorized Casino Square Footage - End of Month.....	75,416
35	Authorized Simulcasting Square Footage - End of Month.....	
36	Simulcasting Revenue for the Month.....	
37	Simulcasting Handle for the Month.....	
38	Promotional Gaming Credits Wagered for the Month.....	\$ 2,592,322

Under penalties of perjury, I declare that I have examined this report, and to the best of my knowledge and belief, it is true and complete.

June 2, 2010
DATE



JOANNE MCKENSIE

CASINO CONTROLLER (1231-11)
TITLE (LICENSE NUMBER)

ATLANTIC CITY HILTON (RIH ACQUISITIONS N.J., LLC)
MONTHLY GROSS REVENUE TAX RETURN
SCHEDULE OF OTHER GAMES
FOR THE MONTH OF AUGUST, 2009

Line (a)	Type of Game (b)	Authorized Units (c)	Win or (Loss) (d)	Drop (e)	Win or (Loss) Percentage (f)
1	Red Dog				
2	Sic Bo	1	25,875	113,288	22.8%
3	Pai Gow Poker	4	141,475	859,087	16.5%
4	Pai Gow	5	25,504	1,398,758	1.8%
5	Pokette				
6	Double Down Stud Poker				
7	Keno				
8	Caribbean Stud Poker	1	28,323	102,724	27.6%
9	Let it Ride Poker	3	121,581	640,038	19.0%
10	Super 7 1/2				
11	Mini-Craps				
12	Three Card Poker	8	474,097	1,729,670	27.4%
13	Caribbean Draw Poker				
14	Mini-Dice				
15	Fast Action Hold 'Em				
16	Casino War				
17	Countdown				
18	Spanish 21	2	141,065	726,728	19.4%
19	Colorado Hold'Em Poker				
20	Multi-Bacc				
21	Wild Aruba Stud Poker				
22	Monopoly Poker				
23	Table Slots				
24	Rainbow Dice				
25	Triple Shot				
26	Blackjack Switch				
27	Let's Get Wild Poker				
28	Boston 5 Stud Poker				
29	Double Cross Poker				
30	Double Attack Blackjack				
31	Shao Pai Gow				
32	6 to 5 Blackjack				
33	Four Card Poker	1	54,232	270,956	20.0%
34	Suspense 21				
35	Two Card Royal				
36	Player's Choice Poker				
37	Superfun 21				
38	Hawaii Hi-Lo				
39	Texas Hold 'Em Bonus Poker	1	12,395	62,550	19.8%
40	House Way Pai Gow Poker				
41	Flop Poker	1	43,196	235,292	18.4%
42	Two Card Joker Poker				
43	Ultimate Texas Hold 'Em				
44	Asia Poker	1	11,770	47,522	24.8%
45	Winner's Pot Poker				
46	1 Bet Threat Texas Hold 'Em				
47	Mississippi Stud				
48	Mini-Tex 3 Card Hold'Em				
	Total -(Must agree with line 7 on Pg 1)	28	\$ 1,079,513	\$ 6,186,613	17.4%

BALLY'S ATLANTIC CITY

MONTHLY GROSS REVENUE TAX RETURN

FOR THE MONTH OF AUGUST, 2009

CASINO WIN - CURRENT MONTH

Line (a)	Type of Game (b)	Authorized Units (c)	Win or (Loss) (d)	Drop/Handle (e)	Win or (Loss) Percentage (f)
Table and Other Games:					
1	Blackjack	68	\$ 3,835,000	\$ 29,721,595	12.9%
2	Craps	10	1,518,439	10,522,134	14.4%
3	Roulette	21	1,812,807	8,864,700	20.4%
4	Big Six	2	179,757	429,027	41.9%
5	Baccarat	2	308,191	1,074,420	28.7%
6	Minibaccarat	16	2,706,606	17,625,677	15.4%
7	Other Games - (Page 2)	57	3,904,743	18,020,841	21.7%
8	Subtotal - Table and Other Games	176	14,265,543	\$ 86,258,394	16.5%
9	Poker	27	342,671		
10	Total - Table and Other Games	203	\$ 14,608,214		

Slot Machines:					
11	\$.01 and .02 Slot Machines	835	\$ 7,687,202	\$ 59,938,406	12.8%
12	\$.05 Slot Machines	568	3,874,661	34,021,674	11.4%
13	\$.25 Slot Machines	1,114	7,568,150	86,781,300	8.7%
14	\$.50 Slot Machines	136	1,056,527	10,743,404	9.8%
15	\$ 1.00 Slot Machines	396	4,422,103	62,015,099	7.1%
16	\$ 5.00 Slot Machines	102	1,676,530	22,776,140	7.4%
17	\$ 25.00 Slot Machines	19	364,107	5,703,775	6.4%
18	\$100.00 Slot Machines	13	105,287	2,231,500	4.7%
19	Multi-denominational Slot Machines	446	4,263,655	46,359,903	9.2%
20	Other Slot Machines	34	266,231	5,856,058	4.5%
21	Total - Slot Machines	3,663	\$ 31,284,453	\$ 336,427,259	9.3%
22	Total Casino Win		\$ 45,892,667		

TAX ON GROSS REVENUE

23	Year-to-Date Table and Other Games Win	\$ 110,344,147
24	Year-to-Date Slot Machine Win	216,728,337
25	Year-to-Date Total Casino Win	\$ 327,072,484
26	Adjustments	
27	Year-To-Date Gross Revenue	\$ 327,072,484
28	Deduction for Eligible Promotional Gaming Credits	\$ 16,891,118
29	Year-To-Date Taxable Gross Revenue	\$ 310,181,366
30	Gross Revenue Tax (8% of line 29).....	\$ 24,814,509
31	Less - Total Tax Paid in Prior Months.....	21,498,444
32	Total Tax Required for this Month (line 30 less line 31).....	\$ 3,316,065
33	Total Progressive Payout Liability - End of Month.....	\$ 2,353,164
34	Authorized Casino Square Footage - End of Month.....	147,381
35	Authorized Simulcasting Square Footage - End of Month.....	35,002
36	Simulcasting Revenue for the Month.....	\$ 133,824
37	Simulcasting Handle for the Month.....	\$ 1,518,441
38	Promotional Gaming Credits Wagered for the Month.....	\$ 3,793,220

Under penalties of perjury, I declare that I have examined this report, and to the best of my knowledge and belief, it is true and complete.

June 2, 2010
DATE

William Pangoras

William Pangoras

Operations Controller (1792-11)
TITLE (LICENSE NUMBER)

BALLY'S ATLANTIC CITY
MONTHLY GROSS REVENUE TAX RETURN
SCHEDULE OF OTHER GAMES
FOR THE MONTH OF AUGUST, 2009

Line (a)	Type of Game (b)	Authorized Units (c)	Win or (Loss) (d)	Drop (e)	Win or (Loss) Percentage (f)
1	Red Dog				
2	Sic Bo	1	42,667	262,404	16.3%
3	Pai Gow Poker	9	524,171	2,073,869	25.3%
4	Pai Gow	3	338,637	2,038,272	16.6%
5	Pokette				
6	Double Down Stud Poker				
7	Keno				
8	Caribbean Stud Poker	2	131,817	769,631	17.1%
9	Let it Ride Poker	4	342,512	1,469,680	23.3%
10	Super 7 1/2				
11	Mini-Craps				
12	Three Card Poker	15	1,199,192	4,926,023	24.3%
13	Caribbean Draw Poker				
14	Mini-Dice				
15	Fast Action Hold 'Em				
16	Casino War				
17	Countdown				
18	Spanish 21	7	407,122	2,351,511	17.3%
19	Colorado Hold'Em Poker				
20	Multi-Bacc				
21	Wild Aruba Stud Poker				
22	Monopoly Poker				
23	Table Slots				
24	Rainbow Dice				
25	Triple Shot				
26	Blackjack Switch				
27	Let's Get Wild Poker				
28	Boston 5 Stud Poker				
29	Double Cross Poker				
30	Double Attack Blackjack				
31	Shao Pai Gow				
32	6 to 5 Blackjack				
33	Four Card Poker	6	410,898	1,853,262	22.2%
34	Suspense 21				
35	Two Card Royal				
36	Player's Choice Poker				
37	Superfun 21				
38	Hawaii Hi-Lo				
39	Texas Hold 'Em Bonus Poker	5	309,888	1,090,419	28.4%
40	House Way Pai Gow Poker				
41	Flop Poker				
42	Two Card Joker Poker				
43	Ultimate Texas Hold 'Em	1	90,032	525,007	17.1%
44	Asia Poker	2	92,704	603,950	15.3%
45	Winner's Pot Poker	2	15,103	56,813	26.6%
46	1 Bet Threat Texas Hold 'Em				
47	Mississippi Stud				
48	Mini-Tex 3 Card Hold'Em				
	Total -(Must agree with line 7 on Pg 1)	57	\$ 3,904,743	\$ 18,020,841	21.7%

BORGATA HOTEL CASINO AND SPA MONTHLY GROSS REVENUE TAX RETURN FOR THE MONTH OF August, 2009

CASINO WIN - CURRENT MONTH

Line (a)	Type of Game (b)	Authorized Units (c)	Win or (Loss) (d)	Drop/Handle (e)	Win or (Loss) Percentage (f)
Table and Other Games:					
1	Blackjack	87	\$ 7,557,645	\$ 91,012,372	8.3%
2	Craps	14	3,910,352	21,380,662	18.3%
3	Roulette	21	2,710,019	13,641,908	19.9%
4	Big Six	1	82,169	186,694	44.0%
5	Baccarat	2	1,747,405	5,775,570	30.3%
6	Minibaccarat	8	853,897	5,827,505	14.7%
7	Other Games - (Page 2)	49	5,058,230	22,390,607	22.6%
8	Subtotal - Table and Other Games	182	21,919,717	\$ 160,215,318	13.7%
9	Poker	85	2,509,726		
10	Total - Table and Other Games	267	\$ 24,429,443		


Slot Machines:					
11	\$.01 and .02 Slot Machines	1,046	\$ 12,912,347	\$ 115,913,460	11.1%
12	\$.05 Slot Machines	897	7,309,647	73,622,105	9.9%
13	\$.25 Slot Machines	658	4,817,750	53,207,567	9.1%
14	\$.50 Slot Machines	121	961,692	9,558,101	10.1%
15	\$ 1.00 Slot Machines	265	4,182,464	47,085,836	8.9%
16	\$ 5.00 Slot Machines	89	2,240,698	32,246,345	6.9%
17	\$ 25.00 Slot Machines	20	756,782	11,967,825	6.3%
18	\$100.00 Slot Machines	12	438,995	6,827,400	6.4%
19	Multi-denominational Slot Machines	765	9,591,732	150,069,278	6.4%
20	Other Slot Machines	53	865,007	15,981,048	5.4%
21	Total - Slot Machines	3,926	\$ 44,077,114	\$ 516,478,965	8.5%
22	Total Casino Win		\$ 68,506,557		

TAX ON GROSS REVENUE

23	Year-to-Date Table and Other Games Win	\$ 177,507,319	
24	Year-to-Date Slot Machine Win	299,527,979	
25	Year-to-Date Total Casino Win	\$ 477,035,298	
26	Adjustments	\$ 647	
27	Year-To-Date Gross Revenue	\$ 477,035,945	
28	Deduction for Eligible Promotional Gaming Credits	\$ 20,848,499	
29	Year-To-Date Taxable Gross Revenue	\$ 456,187,446	
30	Gross Revenue Tax (8% of line 29).....	\$ 36,494,996	
31	Less - Total Tax Paid in Prior Months.....	31,465,932	
32	Total Tax Required for this Month (line 30 less line 31).....	\$ 5,029,064	
33	Total Progressive Payout Liability - End of Month.....	\$ 737,309	
34	Authorized Casino Square Footage - End of Month.....	136,667	
35	Authorized Simulcasting Square Footage - End of Month.....	23,620	
36	Simulcasting Revenue for the Month.....	\$ 309,662	
37	Simulcasting Handle for the Month.....	\$ 3,513,609	
38	Promotional Gaming Credits Wagered for the Month.....	\$ 7,566,057	

Under penalties of perjury, I declare that I have examined this report, and to the best of my knowledge and belief, it is true and complete.

June 2, 2010
DATE


Betty J. Parker

Casino Controller Lic . # 8038-11

**BORGATA HOTEL CASINO AND SPA
MONTHLY GROSS REVENUE TAX RETURN
SCHEDULE OF OTHER GAMES**

FOR THE MONTH OF August, 2009

Line (a)	Type of Game (b)	Authorized Units (c)	Win or (Loss) (d)	Drop (e)	Win or (Loss) Percentage (f)
1	Red Dog				
2	Sic Bo				
3	Pai Gow Poker	6	606,499	2,258,186	26.9%
4	Pai Gow	2	134,133	806,962	16.6%
5	Pokette				
6	Double Down Stud Poker				
7	Keno				
8	Caribbean Stud Poker	3	327,667	1,129,562	29.0%
9	Let it Ride Poker	5	452,453	2,845,137	15.9%
10	Super 7 1/2				
11	Mini-Craps				
12	Three Card Poker	16	2,049,357	8,985,580	22.8%
13	Caribbean Draw Poker				
14	Mini-Dice				
15	Fast Action Hold 'Em				
16	Casino War				
17	Countdown				
18	Spanish 21	5	540,683	2,162,649	25.0%
19	Colorado Hold'Em Poker				
20	Multi-Bacc				
21	Wild Aruba Stud Poker				
22	Monopoly Poker				
23	Table Slots				
24	Rainbow Dice				
25	Triple Shot				
26	Blackjack Switch				
27	Let's Get Wild Poker				
28	Boston 5 Stud Poker				
29	Double Cross Poker				
30	Double Attack Blackjack				
31	Shao Pai Gow				
32	6 to 5 Blackjack				
33	Four Card Poker	5	485,936	2,301,884	21.1%
34	Suspense 21				
35	Two Card Royal				
36	Player's Choice Poker				
37	Superfun 21				
38	Hawaii Hi-Lo				
39	Texas Hold 'Em Bonus Poker	5	343,337	1,332,164	25.8%
40	House Way Pai Gow Poker				
41	Flop Poker				
42	Two Card Joker Poker				
43	Ultimate Texas Hold 'Em				
44	Asia Poker	2	118,165	568,483	20.8%
45	Winner's Pot Poker				
46	1 Bet Threat Texas Hold 'Em				
47	Mississippi Stud				
48	Mini-Tex 3 Card Hold'Em				
	Total -(Must agree with line 7 on Pg 1)	49	\$ 5,058,230	\$ 22,390,607	22.6%

CAESARS

MONTHLY GROSS REVENUE TAX RETURN

FOR THE MONTH OF August, 2009

CASINO WIN - CURRENT MONTH

Line (a)	Type of Game (b)	Authorized Units (c)	Win or (Loss) (d)	Drop/Handle (e)	Win or (Loss) Percentage (f)
Table and Other Games:					
1	Blackjack	58	\$ 3,711,066	\$ 44,340,712	8.4%
2	Craps	13	3,193,015	18,076,171	17.7%
3	Roulette	16	3,273,224	12,535,742	26.1%
4	Big Six	1	125,547	306,774	40.9%
5	Baccarat	1	(272,687)	770,865	-35.4%
6	Minibaccarat	12	667,423	13,631,711	4.9%
7	Other Games - (Page 2)	46	4,601,529	18,115,137	25.4%
8	Subtotal - Table and Other Games	147	15,299,117	\$ 107,777,112	14.2%
9	Poker	24	655,882		
10	Total - Table and Other Games	171	\$ 15,954,999		

Slot Machines:					
11	\$.01 and .02 Slot Machines	787	\$ 9,688,501	\$ 81,937,464	11.8%
12	\$.05 Slot Machines	359	3,650,357	29,000,882	12.6%
13	\$.25 Slot Machines	638	3,479,239	34,420,679	10.1%
14	\$.50 Slot Machines	127	882,580	7,480,822	11.8%
15	\$ 1.00 Slot Machines	349	4,344,185	45,831,506	9.5%
16	\$ 5.00 Slot Machines	76	1,638,069	26,335,520	6.2%
17	\$ 25.00 Slot Machines	15	456,986	6,217,500	7.3%
18	\$100.00 Slot Machines	16	323,586	4,500,500	7.2%
19	Multi-denominational Slot Machines	421	4,163,913	55,796,509	7.5%
20	Other Slot Machines	51	712,202	17,284,684	4.1%
21	Total - Slot Machines	2,839	\$ 29,339,618	\$ 308,806,066	9.5%
22	Total Casino Win		\$ 45,294,617		

TAX ON GROSS REVENUE

23	Year-to-Date Table and Other Games Win	\$ 115,056,794
24	Year-to-Date Slot Machine Win	192,513,092
25	Year-to-Date Total Casino Win	\$ 307,569,886
26	Adjustments	\$ 21,179
27	Year-To-Date Gross Revenue	\$ 307,591,065
28	Deduction for Eligible Promotional Gaming Credits	\$ 15,759,125
29	Year-To-Date Taxable Gross Revenue	\$ 291,831,940
30	Gross Revenue Tax (8% of line 29).....	\$ 23,346,555
31	Less - Total Tax Paid in Prior Months.....	20,059,165
32	Total Tax Required for this Month (line 30 less line 31).....	\$ 3,287,390
33	Total Progressive Payout Liability - End of Month.....	\$ 1,057,013
34	Authorized Casino Square Footage - End of Month.....	111,677
35	Authorized Simulcasting Square Footage - End of Month.....	30,081
36	Simulcasting Revenue for the Month.....	\$ 84,542
37	Simulcasting Handle for the Month.....	\$ 1,035,071
38	Promotional Gaming Credits Wagered for the Month.....	\$ 3,732,762

Under penalties of perjury, I declare that I have examined this report, and to the best of my knowledge and belief, it is true and complete.

June 2, 2010
DATE


Donna Hogan

Operational Controller (7156-11)
TITLE (LICENSE NUMBER)

CAESARS
MONTHLY GROSS REVENUE TAX RETURN
SCHEDULE OF OTHER GAMES
FOR THE MONTH OF August, 2009

Line (a)	Type of Game (b)	Authorized Units (c)	Win or (Loss) (d)	Drop (e)	Win or (Loss) Percentage (f)
1	Red Dog				
2	Sic Bo	1	58,295	252,321	23.1%
3	Pai Gow Poker	6	651,735	2,435,370	26.8%
4	Pai Gow	5	570,998	2,889,181	19.8%
5	Pokette				
6	Double Down Stud Poker				
7	Keno	3	30,870	105,758	29.2%
8	Caribbean Stud Poker	2	151,677	592,149	25.6%
9	Let it Ride Poker	3	225,163	958,258	23.5%
10	Super 7 1/2				
11	Mini-Craps				
12	Three Card Poker	9	1,244,382	4,491,852	27.7%
13	Caribbean Draw Poker				
14	Mini-Dice				
15	Fast Action Hold 'Em				
16	Casino War				
17	Countdown				
18	Spanish 21	6	481,090	2,053,004	23.4%
19	Colorado Hold'Em Poker				
20	Multi-Bacc				
21	Wild Aruba Stud Poker				
22	Monopoly Poker				
23	Table Slots				
24	Rainbow Dice				
25	Triple Shot				
26	Blackjack Switch				
27	Let's Get Wild Poker				
28	Boston 5 Stud Poker				
29	Double Cross Poker				
30	Double Attack Blackjack	1	145,993	506,392	28.8%
31	Shao Pai Gow				
32	6 to 5 Blackjack				
33	Four Card Poker	4	494,547	1,696,837	29.1%
34	Suspense 21				
35	Two Card Royal				
36	Player's Choice Poker				
37	Superfun 21				
38	Hawaii Hi-Lo				
39	Texas Hold 'Em Bonus Poker	3	186,426	660,125	28.2%
40	House Way Pai Gow Poker				
41	Flop Poker				
42	Two Card Joker Poker				
43	Ultimate Texas Hold 'Em	1	123,102	461,816	26.7%
44	Asia Poker	2	237,251	1,012,074	23.4%
45	Winner's Pot Poker				
46	1 Bet Threat Texas Hold 'Em				
47	Mississippi Stud				
48	Mini-Tex 3 Card Hold'Em				
	Total -(Must agree with line 7 on Pg 1)	46	\$ 4,601,529	\$ 18,115,137	25.4%

HARRAH'S RESORT

MONTHLY GROSS REVENUE TAX RETURN

FOR THE MONTH OF AUGUST, 2009

CASINO WIN - CURRENT MONTH

Line (a)	Type of Game (b)	Authorized Units (c)	Win or (Loss) (d)	Drop/Handle (e)	Win or (Loss) Percentage (f)
Table and Other Games:					
1	Blackjack	53	\$ 3,353,819	\$ 27,670,377	12.1%
2	Craps	6	854,956	7,254,766	11.8%
3	Roulette	12	859,487	5,844,457	14.7%
4	Big Six	1	14,186	30,476	46.5%
5	Baccarat	0	0	0	0.0%
6	Minibaccarat	6	884,806	6,573,405	13.5%
7	Other Games - (Page 2)	31	2,685,765	11,523,246	23.3%
8	Subtotal - Table and Other Games	109	8,653,019	\$ 58,896,727	14.7%
9	Poker	40	650,435		
10	Total - Table and Other Games	149	\$ 9,303,454		

Slot Machines:					
11	\$.01 and .02 Slot Machines	346	\$ 4,584,643	\$ 46,339,148	9.9%
12	\$.05 Slot Machines	471	6,085,170	52,365,585	11.6%
13	\$.25 Slot Machines	746	7,658,390	77,001,413	9.9%
14	\$.50 Slot Machines	30	251,777	2,862,300	8.8%
15	\$ 1.00 Slot Machines	319	4,519,611	51,137,276	8.8%
16	\$ 5.00 Slot Machines	75	955,497	17,249,925	5.5%
17	\$ 25.00 Slot Machines	16	320,721	5,555,725	5.8%
18	\$100.00 Slot Machines	10	105,393	2,131,900	4.9%
19	Multi-denominational Slot Machines	1,110	13,409,408	171,124,930	7.8%
20	Other Slot Machines	27	127,024	5,510,620	2.3%
21	Total - Slot Machines	3,150	\$ 38,017,634	\$ 431,278,822	8.8%
22	Total Casino Win		\$ 47,321,088		

TAX ON GROSS REVENUE

23	Year-to-Date Table and Other Games Win	\$ 66,120,885	
24	Year-to-Date Slot Machine Win	261,434,470	
25	Year-to-Date Total Casino Win	\$ 327,555,355	
26	Adjustments	\$ 64	
27	Year-To-Date Gross Revenue	\$ 327,555,419	
28	Deduction for Eligible Promotional Gaming Credits	\$ 14,912,809	
29	Year-To-Date Taxable Gross Revenue	\$ 312,642,610	
30	Gross Revenue Tax (8% of line 29).....	\$ 25,011,409	
31	Less - Total Tax Paid in Prior Months.....	21,554,220	
32	Total Tax Required for this Month (line 30 less line 31).....	\$ 3,457,189	
33	Total Progressive Payout Liability - End of Month.....	\$ 921,834	
34	Authorized Casino Square Footage - End of Month.....	172,655	
35	Authorized Simulcasting Square Footage - End of Month.....	569	
36	Simulcasting Revenue for the Month.....	\$ 60,263	
37	Simulcasting Handle for the Month.....	\$ 741,931	
38	Promotional Gaming Credits Wagered for the Month.....	\$ 2,131,889	

Under penalties of perjury, I declare that I have examined this report, and to the best of my knowledge and belief, it is true and complete.

September 4, 2009

DATE



Joseph Lodise

Operations Controller (008900-11)
TITLE (LICENSE NUMBER)

HARRAH'S RESORT
MONTHLY GROSS REVENUE TAX RETURN
SCHEDULE OF OTHER GAMES
FOR THE MONTH OF AUGUST, 2009

Line (a)	Type of Game (b)	Authorized Units (c)	Win or (Loss) (d)	Drop (e)	Win or (Loss) Percentage (f)
1	Red Dog				
2	Sic Bo				
3	Pai Gow Poker	3	156,170	656,150	23.8%
4	Pai Gow	1	57,057	477,142	12.0%
5	Pokette				
6	Double Down Stud Poker				
7	Keno	4	45,510	162,635	28.0%
8	Caribbean Stud Poker	1	41,777	308,975	13.5%
9	Let it Ride Poker	4	424,105	2,036,293	20.8%
10	Super 7 1/2				
11	Mini-Craps				
12	Three Card Poker	10	1,154,139	4,435,429	26.0%
13	Caribbean Draw Poker				
14	Mini-Dice				
15	Fast Action Hold 'Em				
16	Casino War				
17	Countdown				
18	Spanish 21	1	87,251	425,521	20.5%
19	Colorado Hold'Em Poker				
20	Multi-Bacc				
21	Wild Aruba Stud Poker				
22	Monopoly Poker				
23	Table Slots				
24	Rainbow Dice				
25	Triple Shot				
26	Blackjack Switch				
27	Let's Get Wild Poker				
28	Boston 5 Stud Poker				
29	Double Cross Poker				
30	Double Attack Blackjack	1	73,783	221,946	33.2%
31	Shao Pai Gow				
32	6 to 5 Blackjack				
33	Four Card Poker	2	156,567	690,044	22.7%
34	Suspense 21				
35	Two Card Royal				
36	Player's Choice Poker				
37	Superfun 21				
38	Hawaii Hi-Lo				
39	Texas Hold 'Em Bonus Poker	1	153,632	541,115	28.4%
40	House Way Pai Gow Poker				
41	Flop Poker	3	335,774	1,567,996	21.4%
42	Two Card Joker Poker				
43	Ultimate Texas Hold 'Em				
44	Asia Poker				
45	Winner's Pot Poker				
46	1 Bet Threat Texas Hold 'Em				
47	Mississippi Stud				
48	Mini-Tex 3 Card Hold'Em				
	Total -(Must agree with line 7 on Pg 1)	31	\$ 2,685,765	\$ 11,523,246	23.3%

RESORTS ATLANTIC CITY

MONTHLY GROSS REVENUE TAX RETURN

FOR THE MONTH OF AUGUST, 2009

CASINO WIN - CURRENT MONTH

Line (a)	Type of Game (b)	Authorized Units (c)	Win or (Loss) (d)	Drop/Handle (e)	Win or (Loss) Percentage (f)
Table and Other Games:					
1	Blackjack	34	\$ 1,889,164	\$ 12,082,911	15.6%
2	Craps	5	789,257	3,316,925	23.8%
3	Roulette	9	399,979	2,135,283	18.7%
4	Big Six	1	58,289	112,580	51.8%
5	Baccarat	1	51,410	230,748	22.3%
6	Minibaccarat	17	1,572,131	11,241,296	14.0%
7	Other Games - (Page 2)	15	989,657	3,618,007	27.4%
8	Subtotal - Table and Other Games	82	5,749,887	\$ 32,737,750	17.6%
9	Poker	2	9,465		
10	Total - Table and Other Games	84	\$ 5,759,352		
Slot Machines:					
11	\$.01 and .02 Slot Machines	593	\$ 4,578,409	\$ 38,321,313	11.9%
12	\$.05 Slot Machines	181	725,342	7,561,999	9.6%
13	\$.25 Slot Machines	438	2,448,881	26,797,063	9.1%
14	\$.50 Slot Machines	52	245,620	2,848,418	8.6%
15	\$ 1.00 Slot Machines	190	1,106,374	16,211,601	6.8%
16	\$ 5.00 Slot Machines	55	357,181	7,942,045	4.5%
17	\$ 25.00 Slot Machines	10	241,084	4,183,400	5.8%
18	\$100.00 Slot Machines	10	96,796	1,352,700	7.2%
19	Multi-denominational Slot Machines	806	4,811,454	64,037,895	7.5%
20	Other Slot Machines	20	186,403	2,036,280	9.2%
21	Total - Slot Machines	2,355	\$ 14,797,544	\$ 171,292,714	8.6%
22	Total Casino Win		\$ 20,556,896		

TAX ON GROSS REVENUE

23	Year-to-Date Table and Other Games Win	\$ 33,647,473
24	Year-to-Date Slot Machine Win	101,381,035
25	Year-to-Date Total Casino Win	\$ 135,028,508
26	Adjustments	\$ (134,545)
27	Year-To-Date Gross Revenue	\$ 134,893,963
28	Deduction for Eligible Promotional Gaming Credits	\$ 7,141,546
29	Year-To-Date Taxable Gross Revenue	\$ 127,752,417
30	Gross Revenue Tax (8% of line 29).....	\$ 10,220,193
31	Less - Total Tax Paid in Prior Months.....	8,723,643
32	Total Tax Required for this Month (line 30 less line 31).....	\$ 1,496,550
33	Total Progressive Payout Liability - End of Month.....	\$ 338,446
34	Authorized Casino Square Footage - End of Month.....	99,029
35	Authorized Simulcasting Square Footage - End of Month.....	
36	Simulcasting Revenue for the Month.....	
37	Simulcasting Handle for the Month.....	
38	Promotional Gaming Credits Wagered for the Month.....	\$ 3,307,929

Under penalties of perjury, I declare that I have examined this report, and to the best of my knowledge and belief, it is true and complete.

September 10, 2009

DATE



Walter Simon

Director Operational Accting 3930-11
TITLE (LICENSE NUMBER)

RESORTS ATLANTIC CITY
MONTHLY GROSS REVENUE TAX RETURN
SCHEDULE OF OTHER GAMES
FOR THE MONTH OF AUGUST, 2009

Line (a)	Type of Game (b)	Authorized Units (c)	Win or (Loss) (d)	Drop (e)	Win or (Loss) Percentage (f)
1	Red Dog				
2	Sic Bo				
3	Pai Gow Poker	1	39,372	278,174	14.2%
4	Pai Gow	2	198,964	593,668	33.5%
5	Pokette				
6	Double Down Stud Poker				
7	Keno				
8	Caribbean Stud Poker				
9	Let it Ride Poker	2	138,069	538,636	25.6%
10	Super 7 1/2				
11	Mini-Craps				
12	Three Card Poker	5	424,251	1,316,627	32.2%
13	Caribbean Draw Poker				
14	Mini-Dice				
15	Fast Action Hold 'Em				
16	Casino War				
17	Countdown				
18	Spanish 21	3	150,505	675,797	22.3%
19	Colorado Hold'Em Poker				
20	Multi-Bacc				
21	Wild Aruba Stud Poker				
22	Monopoly Poker				
23	Table Slots				
24	Rainbow Dice				
25	Triple Shot				
26	Blackjack Switch				
27	Let's Get Wild Poker				
28	Boston 5 Stud Poker				
29	Double Cross Poker				
30	Double Attack Blackjack				
31	Shao Pai Gow				
32	6 to 5 Blackjack				
33	Four Card Poker				
34	Suspense 21				
35	Two Card Royal				
36	Player's Choice Poker				
37	Superfun 21				
38	Hawaii Hi-Lo				
39	Texas Hold 'Em Bonus Poker	1	12,137	51,958	23.4%
40	House Way Pai Gow Poker				
41	Flop Poker	1	26,359	163,147	16.2%
42	Two Card Joker Poker				
43	Ultimate Texas Hold 'Em				
44	Asia Poker				
45	Winner's Pot Poker				
46	1 Bet Threat Texas Hold 'Em				
47	Mississippi Stud				
48	Mini-Tex 3 Card Hold'Em				
	Total -(Must agree with line 7 on Pg 1)	15	\$ 989,657	\$ 3,618,007	27.4%

SHOWBOAT

MONTHLY GROSS REVENUE TAX RETURN

FOR THE MONTH OF AUGUST, 2009

CASINO WIN - CURRENT MONTH

Line (a)	Type of Game (b)	Authorized Units (c)	Win or (Loss) (d)	Drop/Handle (e)	Win or (Loss) Percentage (f)
Table and Other Games:					
1	Blackjack	46	\$ 1,163,177	\$ 11,788,295	9.9%
2	Craps	5	504,244	3,830,733	13.2%
3	Roulette	9	507,859	2,808,108	18.1%
4	Big Six	1	38,981	119,236	32.7%
5	Baccarat				0.0%
6	Minibaccarat	8	1,306,984	8,366,646	15.6%
7	Other Games - (Page 2)	22	1,528,289	7,303,437	20.9%
8	Subtotal - Table and Other Games	91	5,049,534	\$ 34,216,455	14.8%
9	Poker	28	325,641		
10	Total - Table and Other Games	119	\$ 5,375,175		

Slot Machines:					
11	\$.01 and .02 Slot Machines	494	\$ 4,922,046	\$ 40,900,649	12.0%
12	\$.05 Slot Machines	174	3,432,841	25,108,799	13.7%
13	\$.25 Slot Machines	310	3,055,580	33,762,672	9.1%
14	\$.50 Slot Machines	3	28,218	308,313	9.2%
15	\$ 1.00 Slot Machines	158	1,492,882	24,480,771	6.1%
16	\$ 5.00 Slot Machines	35	553,247	7,073,930	7.8%
17	\$ 25.00 Slot Machines	3	(34,840)	847,500	-4.1%
18	\$100.00 Slot Machines	3	67,731	608,000	11.1%
19	Multi-denominational Slot Machines	1,664	12,410,471	122,995,194	10.1%
20	Other Slot Machines	5	50,858	634,320	8.0%
21	Total - Slot Machines	2,849	\$ 25,979,034	\$ 256,720,148	10.1%
22	Total Casino Win		\$ 31,354,209		


TAX ON GROSS REVENUE

23	Year-to-Date Table and Other Games Win	\$ 39,392,912	
24	Year-to-Date Slot Machine Win	175,674,970	
25	Year-to-Date Total Casino Win	\$ 215,067,882	
26	Adjustments	\$ 926	
27	Year-To-Date Gross Revenue	\$ 215,068,808	
28	Deduction for Eligible Promotional Gaming Credits	\$ 10,750,174	
29	Year-To-Date Taxable Gross Revenue	\$ 204,318,634	
30	Gross Revenue Tax (8% of line 29).....	\$ 16,345,491	
31	Less - Total Tax Paid in Prior Months.....	14,063,540	
32	Total Tax Required for this Month (line 30 less line 31).....	\$ 2,281,951	
33	Total Progressive Payout Liability - End of Month.....	\$ 1,437,510	
34	Authorized Casino Square Footage - End of Month.....	123,378	
35	Authorized Simulcasting Square Footage - End of Month.....	17,086	
36	Simulcasting Revenue for the Month.....	\$ 46,115	
37	Simulcasting Handle for the Month.....	\$ 543,816	
38	Promotional Gaming Credits Wagered for the Month.....	\$ 4,688,125	

Under penalties of perjury, I declare that I have examined this report, and to the best of my knowledge and belief, it is true and complete.

September 9, 2009

DATE



Gail Myers

Operations Controller 3470-11
TITLE (LICENSE NUMBER)

SHOWBOAT
MONTHLY GROSS REVENUE TAX RETURN
SCHEDULE OF OTHER GAMES
FOR THE MONTH OF AUGUST, 2009

Line (a)	Type of Game (b)	Authorized Units (c)	Win or (Loss) (d)	Drop (e)	Win or (Loss) Percentage (f)
1	Red Dog				
2	Sic Bo				
3	Pai Gow Poker	3	198,881	901,557	22.1%
4	Pai Gow	2	91,898	899,723	10.2%
5	Pokette				
6	Double Down Stud Poker				
7	Keno				
8	Caribbean Stud Poker	1	38,310	161,358	23.7%
9	Let it Ride Poker	3	141,720	967,299	14.7%
10	Super 7 1/2				
11	Mini-Craps				
12	Three Card Poker	7	597,229	2,195,112	27.2%
13	Caribbean Draw Poker				
14	Mini-Dice				
15	Fast Action Hold 'Em				
16	Casino War				
17	Countdown				
18	Spanish 21	1	90,741	383,795	23.6%
19	Colorado Hold'Em Poker				
20	Multi-Bacc				
21	Wild Aruba Stud Poker				
22	Monopoly Poker				
23	Table Slots				
24	Rainbow Dice				
25	Triple Shot				
26	Blackjack Switch				
27	Let's Get Wild Poker				
28	Boston 5 Stud Poker				
29	Double Cross Poker				
30	Double Attack Blackjack	1	89,450	455,818	19.6%
31	Shao Pai Gow				
32	6 to 5 Blackjack				
33	Four Card Poker	1	107,225	405,738	26.4%
34	Suspense 21				
35	Two Card Royal				
36	Player's Choice Poker				
37	Superfun 21				
38	Hawaii Hi-Lo				
39	Texas Hold 'Em Bonus Poker	1	75,515	321,966	23.5%
40	House Way Pai Gow Poker				
41	Flop Poker	2	97,320	611,071	15.9%
42	Two Card Joker Poker				
43	Ultimate Texas Hold 'Em				
44	Asia Poker				
45	Winner's Pot Poker				
46	1 Bet Threat Texas Hold 'Em				
47	Mississippi Stud				
48	Mini-Tex 3 Card Hold'Em				
	Total -(Must agree with line 7 on Pg 1)	22	\$ 1,528,289	\$ 7,303,437	20.9%

TROPICANA CASINO & RESORT

MONTHLY GROSS REVENUE TAX RETURN

FOR THE MONTH OF AUGUST, 2009

CASINO WIN - CURRENT MONTH

Line (a)	Type of Game (b)	Authorized Units (c)	Win or (Loss) (d)	Drop/Handle (e)	Win or (Loss) Percentage (f)
Table and Other Games:					
1	Blackjack	62	\$ 1,125,682	\$ 22,783,629	4.9%
2	Craps	8	1,316,807	7,086,437	18.6%
3	Roulette	17	1,549,291	7,415,975	20.9%
4	Big Six	2	183,899	436,430	42.1%
5	Baccarat	1	9,471	174,203	5.4%
6	Minibaccarat	12	1,980,781	10,282,574	19.3%
7	Other Games - (Page 2)	33	2,573,573	11,331,924	22.7%
8	Subtotal - Table and Other Games	135	8,739,504	\$ 59,511,172	14.7%
9	Poker	35	691,720		
10	Total - Table and Other Games	170	\$ 9,431,224		

Slot Machines:					
11	\$.01 and .02 Slot Machines	793	\$ 6,739,784	\$ 59,322,910	11.4%
12	\$.05 Slot Machines	296	1,639,778	18,962,709	8.6%
13	\$.25 Slot Machines	337	2,846,994	36,719,450	7.8%
14	\$.50 Slot Machines	38	319,857	3,683,694	8.7%
15	\$ 1.00 Slot Machines	247	2,332,172	28,197,889	8.3%
16	\$ 5.00 Slot Machines	55	613,540	8,629,630	7.1%
17	\$ 25.00 Slot Machines	15	64,343	1,929,575	3.3%
18	\$100.00 Slot Machines	12	311,562	3,667,500	8.5%
19	Multi-denominational Slot Machines	1,374	8,724,161	106,087,120	8.2%
20	Other Slot Machines	47	379,545	6,475,348	5.9%
21	Total - Slot Machines	3,214	\$ 23,971,736	\$ 273,675,825	8.8%
22	Total Casino Win		\$ 33,402,960		

TAX ON GROSS REVENUE

23	Year-to-Date Table and Other Games Win	\$ 63,895,000
24	Year-to-Date Slot Machine Win	154,075,758
25	Year-to-Date Total Casino Win	\$ 217,970,758
26	Adjustments	
27	Year-To-Date Gross Revenue	\$ 217,970,758
28	Deduction for Eligible Promotional Gaming Credits	\$ 10,622,610
29	Year-To-Date Taxable Gross Revenue	\$ 207,348,148
30	Gross Revenue Tax (8% of line 29).....	\$ 16,587,852
31	Less - Total Tax Paid in Prior Months.....	14,138,998
32	Total Tax Required for this Month (line 30 less line 31).....	\$ 2,448,854
33	Total Progressive Payout Liability - End of Month.....	\$ 1,070,748
34	Authorized Casino Square Footage - End of Month.....	135,795
35	Authorized Simulcasting Square Footage - End of Month.....	6,954
36	Simulcasting Revenue for the Month.....	\$ 70,604
37	Simulcasting Handle for the Month.....	\$ 800,898
38	Promotional Gaming Credits Wagered for the Month.....	\$ 3,672,193

Under penalties of perjury, I declare that I have examined this report, and to the best of my knowledge and belief, it is true and complete.

June 2, 2010
DATE



Jeff Bohrer

Casino Controller 7488-11

TROPICANA CASINO & RESORT
MONTHLY GROSS REVENUE TAX RETURN
SCHEDULE OF OTHER GAMES
FOR THE MONTH OF AUGUST, 2009

Line (a)	Type of Game (b)	Authorized Units (c)	Win or (Loss) (d)	Drop (e)	Win or (Loss) Percentage (f)
1	Red Dog				
2	Sic Bo				
3	Pai Gow Poker	4	197,848	906,069	21.8%
4	Pai Gow	3	197,881	1,146,172	17.3%
5	Pokette				
6	Double Down Stud Poker				
7	Keno				
8	Caribbean Stud Poker	1	59,658	241,500	24.7%
9	Let it Ride Poker	3	118,528	885,840	13.4%
10	Super 7 1/2				
11	Mini-Craps				
12	Three Card Poker	11	1,093,416	4,183,916	26.1%
13	Caribbean Draw Poker				
14	Mini-Dice				
15	Fast Action Hold 'Em				
16	Casino War				
17	Countdown				
18	Spanish 21	5	412,257	1,688,651	24.4%
19	Colorado Hold'Em Poker				
20	Multi-Bacc				
21	Wild Aruba Stud Poker				
22	Monopoly Poker				
23	Table Slots				
24	Rainbow Dice				
25	Triple Shot				
26	Blackjack Switch				
27	Let's Get Wild Poker				
28	Boston 5 Stud Poker				
29	Double Cross Poker				
30	Double Attack Blackjack	1	115,918	488,419	23.7%
31	Shao Pai Gow				
32	6 to 5 Blackjack				
33	Four Card Poker	2	150,936	727,414	20.7%
34	Suspense 21				
35	Two Card Royal				
36	Player's Choice Poker				
37	Superfun 21				
38	Hawaii Hi-Lo				
39	Texas Hold 'Em Bonus Poker	3	227,131	1,063,943	21.3%
40	House Way Pai Gow Poker				
41	Flop Poker				
42	Two Card Joker Poker				
43	Ultimate Texas Hold 'Em				
44	Asia Poker				
45	Winner's Pot Poker				
46	1 Bet Threat Texas Hold 'Em				
47	Mississippi Stud				
48	Mini-Tex 3 Card Hold'Em				
	Total -(Must agree with line 7 on Pg 1)	33	\$ 2,573,573	\$ 11,331,924	22.7%

TRUMP MARINA

MONTHLY GROSS REVENUE TAX RETURN

FOR THE MONTH OF AUGUST, 2009

CASINO WIN - CURRENT MONTH

Line (a)	Type of Game (b)	Authorized Units (c)	Win or (Loss) (d)	Drop/Handle (e)	Win or (Loss) Percentage (f)
Table and Other Games:					
1	Blackjack	34	\$ 1,672,510	\$ 7,811,254	21.4%
2	Craps	7	832,163	4,697,574	17.7%
3	Roulette	5	351,003	1,603,361	21.9%
4	Big Six	0	0	0	0.0%
5	Baccarat	1	0	0	0.0%
6	Minibaccarat	6	269,177	3,886,296	6.9%
7	Other Games - (Page 2)	20	932,431	4,046,521	23.0%
8	Subtotal - Table and Other Games	73	4,057,284	\$ 22,045,006	18.4%
9	Poker				
10	Total - Table and Other Games	73	\$ 4,057,284		


Slot Machines:					
11	\$.01 and .02 Slot Machines	553	\$ 4,626,356	\$ 42,063,731	11.0%
12	\$.05 Slot Machines	269	1,651,642	17,159,060	9.6%
13	\$.25 Slot Machines	411	1,939,345	23,159,805	8.4%
14	\$.50 Slot Machines	50	311,276	3,701,290	8.4%
15	\$ 1.00 Slot Machines	234	1,596,758	21,453,091	7.4%
16	\$ 5.00 Slot Machines	48	280,606	6,018,030	4.7%
17	\$ 25.00 Slot Machines	10	72,410	734,625	9.9%
18	\$100.00 Slot Machines	5	35,305	677,700	5.2%
19	Multi-denominational Slot Machines	216	1,835,027	20,334,122	9.0%
20	Other Slot Machines	20	66,440	2,115,252	3.1%
21	Total - Slot Machines	1,816	\$ 12,415,165	\$ 137,416,706	9.0%
22	Total Casino Win		\$ 16,472,449		

TAX ON GROSS REVENUE

23	Year-to-Date Table and Other Games Win	\$ 27,055,976
24	Year-to-Date Slot Machine Win	88,471,115
25	Year-to-Date Total Casino Win	\$ 115,527,091
26	Adjustments	\$ 7,663
27	Year-To-Date Gross Revenue	\$ 115,534,754
28	Deduction for Eligible Promotional Gaming Credits	\$ 6,216,383
29	Year-To-Date Taxable Gross Revenue	\$ 109,318,371
30	Gross Revenue Tax (8% of line 29).....	\$ 8,745,470
31	Less - Total Tax Paid in Prior Months.....	7,556,665
32	Total Tax Required for this Month (line 30 less line 31).....	\$ 1,188,805
33	Total Progressive Payout Liability - End of Month.....	\$ 465,926
34	Authorized Casino Square Footage - End of Month.....	78,535
35	Authorized Simulcasting Square Footage - End of Month.....	
36	Simulcasting Revenue for the Month.....	
37	Simulcasting Handle for the Month.....	
38	Promotional Gaming Credits Wagered for the Month.....	\$ 1,365,855

Under penalties of perjury, I declare that I have examined this report, and to the best of my knowledge and belief, it is true and complete.

June 2, 2010
DATE


Robert Allen

Director of Casino Finance 6793-11
TITLE (LICENSE NUMBER)

TRUMP MARINA
MONTHLY GROSS REVENUE TAX RETURN
SCHEDULE OF OTHER GAMES
FOR THE MONTH OF AUGUST, 2009

Line (a)	Type of Game (b)	Authorized Units (c)	Win or (Loss) (d)	Drop (e)	Win or (Loss) Percentage (f)
1	Red Dog				
2	Sic Bo				
3	Pai Gow Poker	2	34,917	341,690	10.2%
4	Pai Gow	2	31,640	123,304	25.7%
5	Pokette				
6	Double Down Stud Poker				
7	Keno				
8	Caribbean Stud Poker	1	47,375	185,912	25.5%
9	Let it Ride Poker	2	144,255	764,408	18.9%
10	Super 7 1/2				
11	Mini-Craps				
12	Three Card Poker	5	339,265	1,176,860	28.8%
13	Caribbean Draw Poker				
14	Mini-Dice				
15	Fast Action Hold 'Em				
16	Casino War				
17	Countdown				
18	Spanish 21	3	134,882	483,363	27.9%
19	Colorado Hold'Em Poker				
20	Multi-Bacc				
21	Wild Aruba Stud Poker				
22	Monopoly Poker				
23	Table Slots				
24	Rainbow Dice				
25	Triple Shot				
26	Blackjack Switch				
27	Let's Get Wild Poker				
28	Boston 5 Stud Poker				
29	Double Cross Poker				
30	Double Attack Blackjack				
31	Shao Pai Gow				
32	6 to 5 Blackjack				
33	Four Card Poker	1	39,916	269,495	14.8%
34	Suspense 21				
35	Two Card Royal				
36	Player's Choice Poker				
37	Superfun 21				
38	Hawaii Hi-Lo				
39	Texas Hold 'Em Bonus Poker	1	15,462	96,311	16.1%
40	House Way Pai Gow Poker				
41	Flop Poker				
42	Two Card Joker Poker				
43	Ultimate Texas Hold 'Em	1	102,775	284,327	36.1%
44	Asia Poker				
45	Winner's Pot Poker				
46	1 Bet Threat Texas Hold 'Em				
47	Mississippi Stud	1	37,276	271,191	13.7%
48	Mini-Tex 3 Card Hold'Em	1	4,668	49,660	9.4%
	Total -(Must agree with line 7 on Pg 1)	20	\$ 932,431	\$ 4,046,521	23.0%

TRUMP PLAZA

MONTHLY GROSS REVENUE TAX RETURN

FOR THE MONTH OF AUGUST, 2009

CASINO WIN - CURRENT MONTH

Line (a)	Type of Game (b)	Authorized Units (c)	Win or (Loss) (d)	Drop/Handle (e)	Win or (Loss) Percentage (f)
Table and Other Games:					
1	Blackjack	33	\$ 1,837,670	\$ 17,893,739	10.3%
2	Craps	5	452,357	4,772,700	9.5%
3	Roulette	9	733,490	3,435,509	21.4%
4	Big Six	0	0	0	0.0%
5	Baccarat	0	0	0	0.0%
6	Minibaccarat	10	932,045	9,868,381	9.4%
7	Other Games - (Page 2)	20	1,463,100	6,855,544	21.3%
8	Subtotal - Table and Other Games	77	5,418,662	\$ 42,825,873	12.7%
9	Poker				
10	Total - Table and Other Games	77	\$ 5,418,662		

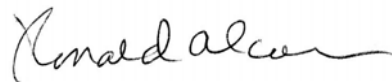
Slot Machines:					
11	\$.01 and .02 Slot Machines	557	\$ 4,945,309	\$ 43,299,261	11.4%
12	\$.05 Slot Machines	194	1,386,481	11,777,006	11.8%
13	\$.25 Slot Machines	534	3,396,407	39,055,421	8.7%
14	\$.50 Slot Machines	90	527,728	8,938,505	5.9%
15	\$ 1.00 Slot Machines	227	1,421,896	20,557,627	6.9%
16	\$ 5.00 Slot Machines	55	516,477	9,611,215	5.4%
17	\$ 25.00 Slot Machines	13	57,965	1,340,675	4.3%
18	\$100.00 Slot Machines	6	135,506	871,700	15.5%
19	Multi-denominational Slot Machines	145	1,448,292	17,626,142	8.2%
20	Other Slot Machines	68	550,240	8,870,678	6.2%
21	Total - Slot Machines	1,889	\$ 14,386,301	\$ 161,948,230	8.9%
22	Total Casino Win		\$ 19,804,963		

TAX ON GROSS REVENUE

23	Year-to-Date Table and Other Games Win	\$ 40,911,123
24	Year-to-Date Slot Machine Win	101,043,678
25	Year-to-Date Total Casino Win	\$ 141,954,801
26	Adjustments	\$ 7,173
27	Year-To-Date Gross Revenue	\$ 141,961,974
28	Deduction for Eligible Promotional Gaming Credits	\$ 7,589,409
29	Year-To-Date Taxable Gross Revenue	\$ 134,372,565
30	Gross Revenue Tax (8% of line 29).....	\$ 10,749,805
31	Less - Total Tax Paid in Prior Months.....	9,327,424
32	Total Tax Required for this Month (line 30 less line 31).....	\$ 1,422,381
33	Total Progressive Payout Liability - End of Month.....	\$ 559,253
34	Authorized Casino Square Footage - End of Month.....	86,923
35	Authorized Simulcasting Square Footage - End of Month.....	
36	Simulcasting Revenue for the Month.....	
37	Simulcasting Handle for the Month.....	
38	Promotional Gaming Credits Wagered for the Month.....	\$ 751,823

Under penalties of perjury, I declare that I have examined this report, and to the best of my knowledge and belief, it is true and complete.

September 4, 2009
DATE


Ron Alcorn

Casino Controller (1623-11)

TRUMP PLAZA
MONTHLY GROSS REVENUE TAX RETURN
SCHEDULE OF OTHER GAMES
FOR THE MONTH OF AUGUST, 2009

Line (a)	Type of Game (b)	Authorized Units (c)	Win or (Loss) (d)	Drop (e)	Win or (Loss) Percentage (f)
1	Red Dog				
2	Sic Bo				
3	Pai Gow Poker	2	162,624	785,236	20.7%
4	Pai Gow	2	66,183	911,641	7.3%
5	Pokette				
6	Double Down Stud Poker				
7	Keno				
8	Caribbean Stud Poker				
9	Let it Ride Poker	2	167,885	724,867	23.2%
10	Super 7 1/2				
11	Mini-Craps				
12	Three Card Poker	6	556,917	2,090,610	26.6%
13	Caribbean Draw Poker				
14	Mini-Dice				
15	Fast Action Hold 'Em				
16	Casino War				
17	Countdown				
18	Spanish 21	3	227,287	953,999	23.8%
19	Colorado Hold'Em Poker				
20	Multi-Bacc				
21	Wild Aruba Stud Poker				
22	Monopoly Poker				
23	Table Slots				
24	Rainbow Dice				
25	Triple Shot				
26	Blackjack Switch				
27	Let's Get Wild Poker				
28	Boston 5 Stud Poker				
29	Double Cross Poker				
30	Double Attack Blackjack				
31	Shao Pai Gow				
32	6 to 5 Blackjack				
33	Four Card Poker	2	121,231	660,628	18.4%
34	Suspense 21				
35	Two Card Royal				
36	Player's Choice Poker				
37	Superfun 21				
38	Hawaii Hi-Lo				
39	Texas Hold 'Em Bonus Poker	2	119,622	481,981	24.8%
40	House Way Pai Gow Poker				
41	Flop Poker				
42	Two Card Joker Poker				
43	Ultimate Texas Hold 'Em				
44	Asia Poker	1	41,351	246,582	16.8%
45	Winner's Pot Poker				
46	1 Bet Threat Texas Hold 'Em				
47	Mississippi Stud				
48	Mini-Tex 3 Card Hold'Em				
	Total -(Must agree with line 7 on Pg 1)	20	\$ 1,463,100	\$ 6,855,544	21.3%

TRUMP TAJ MAHAL CASINO RESORT

MONTHLY GROSS REVENUE TAX RETURN

FOR THE MONTH OF AUGUST, 2009

CASINO WIN - CURRENT MONTH

Amended June 2, 2010

Line (a)	Type of Game (b)	Authorized Units (c)	Win or (Loss) (d)	Drop/Handle (e)	Win or (Loss) Percentage (f)
Table and Other Games:					
1	Blackjack	60	\$ 5,036,061	\$ 46,334,480	10.9%
2	Craps	12	1,781,543	11,507,533	15.5%
3	Roulette	14	2,901,303	9,624,751	30.1%
4	Big Six	1	61,515	122,981	50.0%
5	Baccarat	1	23,725	132,478	17.9%
6	Minibaccarat	9	710,678	9,448,449	7.5%
7	Other Games - (Page 2)	35	3,369,731	13,694,306	24.6%
8	Subtotal - Table and Other Games	132	13,884,556	\$ 90,864,978	15.3%
9	Poker	68	1,603,774		
10	Total - Table and Other Games	200	\$ 15,488,330		


Slot Machines:					
11	\$.01 and .02 Slot Machines	1,031	\$ 9,874,463	\$ 83,400,954	11.8%
12	\$.05 Slot Machines	246	2,495,450	27,227,876	9.2%
13	\$.25 Slot Machines	695	4,764,541	59,275,435	8.0%
14	\$.50 Slot Machines	53	325,868	3,032,173	10.7%
15	\$ 1.00 Slot Machines	368	4,044,915	63,155,215	6.4%
16	\$ 5.00 Slot Machines	83	947,374	19,031,680	5.0%
17	\$ 25.00 Slot Machines	15	461,522	4,133,450	11.2%
18	\$100.00 Slot Machines	23	1,389,841	12,017,500	11.6%
19	Multi-denominational Slot Machines	448	3,831,072	52,565,272	7.3%
20	Other Slot Machines	33	315,412	5,063,613	6.2%
21	Total - Slot Machines	2,995	\$ 28,450,458	\$ 328,903,168	8.7%
22	Total Casino Win		\$ 43,938,788		

TAX ON GROSS REVENUE

23	Year-to-Date Table and Other Games Win	\$ 118,706,854
24	Year-to-Date Slot Machine Win	191,291,074
25	Year-to-Date Total Casino Win	\$ 309,997,928
26	Adjustments	\$ 6,290
27	Year-To-Date Gross Revenue	\$ 310,004,218
28	Deduction for Eligible Promotional Gaming Credits	\$ 13,863,075
29	Year-To-Date Taxable Gross Revenue	\$ 296,141,143
30	Gross Revenue Tax (8% of line 29).....	\$ 23,691,291
31	Less - Total Tax Paid in Prior Months.....	20,473,358
32	Total Tax Required for this Month (line 30 less line 31).....	\$ 3,217,933
33	Total Progressive Payout Liability - End of Month.....	\$ 1,050,159
34	Authorized Casino Square Footage - End of Month.....	149,445
35	Authorized Simulcasting Square Footage - End of Month.....	12,483
36	Simulcasting Revenue for the Month.....	\$ 73,487
37	Simulcasting Handle for the Month.....	\$ 915,949
38	Promotional Gaming Credits Wagered for the Month.....	\$ 1,601,600

Under penalties of perjury, I declare that I have examined this report, and to the best of my knowledge and belief, it is true and complete.

June 2, 2010
DATE


Ford Palmer

Casino Controller 4086-11

TRUMP TAJ MAHAL CASINO RESORT
MONTHLY GROSS REVENUE TAX RETURN
SCHEDULE OF OTHER GAMES
FOR THE MONTH OF AUGUST, 2009

Line (a)	Type of Game (b)	Authorized Units (c)	Win or (Loss) (d)	Drop (e)	Win or (Loss) Percentage (f)
1	Red Dog				
2	Sic Bo	1	29,500	93,195	31.7%
3	Pai Gow Poker	5	291,753	1,541,522	18.9%
4	Pai Gow	3	317,671	1,373,325	23.1%
5	Pokette				
6	Double Down Stud Poker				
7	Keno	2	26,256	87,438	30.0%
8	Caribbean Stud Poker	2	11,568	452,523	2.6%
9	Let it Ride Poker	3	244,800	1,151,412	21.3%
10	Super 7 1/2				
11	Mini-Craps				
12	Three Card Poker	9	1,060,270	4,037,645	26.3%
13	Caribbean Draw Poker				
14	Mini-Dice				
15	Fast Action Hold 'Em				
16	Casino War				
17	Countdown				
18	Spanish 21	4	488,437	1,843,547	26.5%
19	Colorado Hold'Em Poker				
20	Multi-Bacc				
21	Wild Aruba Stud Poker				
22	Monopoly Poker				
23	Table Slots				
24	Rainbow Dice				
25	Triple Shot				
26	Blackjack Switch				
27	Let's Get Wild Poker				
28	Boston 5 Stud Poker				
29	Double Cross Poker				
30	Double Attack Blackjack	1	148,217	485,500	30.5%
31	Shao Pai Gow				
32	6 to 5 Blackjack				
33	Four Card Poker	2	312,187	1,211,383	25.8%
34	Suspense 21				
35	Two Card Royal				
36	Player's Choice Poker				
37	Superfun 21				
38	Hawaii Hi-Lo				
39	Texas Hold 'Em Bonus Poker	2	370,540	1,112,593	33.3%
40	House Way Pai Gow Poker				
41	Flop Poker				
42	Two Card Joker Poker				
43	Ultimate Texas Hold 'Em				
44	Asia Poker	1	68,532	304,223	22.5%
45	Winner's Pot Poker				
46	1 Bet Threat Texas Hold 'Em				
47	Mississippi Stud				
48	Mini-Tex 3 Card Hold'Em				
	Total -(Must agree with line 7 on Pg 1)	35	\$ 3,369,731	\$ 13,694,306	24.6%