

# ATLANTIC CITY HILTON (RIH ACQUISITIONS N.J., LLC)

## MONTHLY GROSS REVENUE TAX RETURN

FOR THE MONTH OF SEPTEMBER, 2009

### CASINO WIN - CURRENT MONTH

Line (a)	Type of Game (b)	Authorized Units (c)	Win or (Loss) (d)	Drop/Handle (e)	Win or (Loss) Percentage (f)
Table and Other Games:					
1	Blackjack	40	\$ 1,132,300	\$ 10,414,343	10.9%
2	Craps	6	443,532	2,571,400	17.2%
3	Roulette	7	249,857	1,614,388	15.5%
4	Big Six	1	15,963	28,248	56.5%
5	Baccarat	0	0	0	0.0%
6	Minibaccarat	17	1,388,754	11,029,819	12.6%
7	Other Games - (Page 2)	28	1,040,542	4,589,265	22.7%
8	Subtotal - Table and Other Games	99	4,270,948	\$ 30,247,463	14.1%
9	Poker	4	22,357		
10	Total - Table and Other Games	103	\$ 4,293,305		

Slot Machines:					
11	\$ .01 and .02 Slot Machines	681	\$ 3,687,904	\$ 30,251,037	12.2%
12	\$ .05 Slot Machines	123	435,044	6,821,258	6.4%
13	\$ .25 Slot Machines	723	2,359,456	28,120,731	8.4%
14	\$ .50 Slot Machines	74	378,040	3,829,428	9.9%
15	\$ 1.00 Slot Machines	275	2,056,786	30,550,487	6.7%
16	\$ 5.00 Slot Machines	69	850,451	14,609,400	5.8%
17	\$ 25.00 Slot Machines	8	(15,869)	643,100	-2.5%
18	\$100.00 Slot Machines	10	118,300	1,260,700	9.4%
19	Multi-denominational Slot Machines	266	1,249,596	10,644,881	11.7%
20	Other Slot Machines	27	247,950	6,359,614	3.9%
21	Total - Slot Machines	2,256	\$ 11,367,658	\$ 133,090,636	8.5%
22	Total Casino Win		\$ 15,660,963		

### TAX ON GROSS REVENUE

23	Year-to-Date Table and Other Games Win .....	\$ 42,491,422	
24	Year-to-Date Slot Machine Win .....	110,974,036	
25	Year-to-Date Total Casino Win .....	<b>\$ 153,465,458</b>	
26	Adjustments .....	<b>\$ 11,700</b>	
27	Year-To-Date Gross Revenue .....	<b>\$ 153,477,158</b>	
28	Deduction for Eligible Promotional Gaming Credits .....	<b>\$ 9,833,651</b>	
29	Year-To-Date Taxable Gross Revenue .....	<b>\$ 143,643,507</b>	
30	Gross Revenue Tax (8% of line 29).....	\$ 11,491,481	
31	Less - Total Tax Paid in Prior Months.....	10,407,318	
32	Total Tax Required for this Month (line 30 less line 31).....	\$ 1,084,163	
33	Total Progressive Payout Liability - End of Month.....	\$ 1,193,923	
34	Authorized Casino Square Footage - End of Month.....	75,416	
35	Authorized Simulcasting Square Footage - End of Month.....		
36	Simulcasting Revenue for the Month.....		
37	Simulcasting Handle for the Month.....		
38	Promotional Gaming Credits Wagered for the Month.....	\$ 2,302,419	

Under penalties of perjury, I declare that I have examined this report, and to the best of my knowledge and belief, it is true and complete.

October 9, 2009  
DATE



JOANNE MCKENSIE

CASINO CONTROLLER (1231-11)  
TITLE (LICENSE NUMBER)

**ATLANTIC CITY HILTON (RIH ACQUISITIONS N.J., LLC)**  
**MONTHLY GROSS REVENUE TAX RETURN**  
**SCHEDULE OF OTHER GAMES**  
**FOR THE MONTH OF SEPTEMBER, 2009**

Line (a)	Type of Game (b)	Authorized Units (c)	Win or (Loss) (d)	Drop (e)	Win or (Loss) Percentage (f)
1	Red Dog				
2	Sic Bo	1	18,644	100,035	18.6%
3	Pai Gow Poker	4	175,253	846,630	20.7%
4	Pai Gow	5	184,852	983,500	18.8%
5	Pokette				
6	Double Down Stud Poker				
7	Keno				
8	Caribbean Stud Poker	1	25,113	82,327	30.5%
9	Let it Ride Poker	3	135,910	442,815	30.7%
10	Super 7 1/2				
11	Mini-Craps				
12	Three Card Poker	8	337,971	1,134,771	29.8%
13	Caribbean Draw Poker				
14	Mini-Dice				
15	Fast Action Hold 'Em				
16	Casino War				
17	Countdown				
18	Spanish 21	2	104,430	551,215	18.9%
19	Colorado Hold'Em Poker				
20	Multi-Bacc				
21	Wild Aruba Stud Poker				
22	Monopoly Poker				
23	Table Slots				
24	Rainbow Dice				
25	Triple Shot				
26	Blackjack Switch				
27	Let's Get Wild Poker				
28	Boston 5 Stud Poker				
29	Double Cross Poker				
30	Double Attack Blackjack				
31	Shao Pai Gow				
32	6 to 5 Blackjack				
33	Four Card Poker	1	29,262	185,208	15.8%
34	Suspense 21				
35	Two Card Royal				
36	Player's Choice Poker				
37	Superfun 21				
38	Hawaii Hi-Lo				
39	Texas Hold 'Em Bonus Poker	1	310	47,715	0.6%
40	House Way Pai Gow Poker				
41	Flop Poker	1	23,078	194,609	11.9%
42	Two Card Joker Poker				
43	Ultimate Texas Hold 'Em				
44	Asia Poker	1	5,719	20,440	28.0%
45	Winner's Pot Poker				
46	1 Bet Threat Texas Hold 'Em				
47	Mississippi Stud				
48	Mini-Tex 3 Card Hold'Em				
	Total -(Must agree with line 7 on Pg 1)	28	\$ 1,040,542	\$ 4,589,265	22.7%

# BALLY'S ATLANTIC CITY

## MONTHLY GROSS REVENUE TAX RETURN

FOR THE MONTH OF SEPTEMBER, 2009

### CASINO WIN - CURRENT MONTH

Line (a)	Type of Game (b)	Authorized Units (c)	Win or (Loss) (d)	Drop/Handle (e)	Win or (Loss) Percentage (f)
Table and Other Games:					
1	Blackjack	68	\$ 3,533,198	\$ 24,750,753	14.3%
2	Craps	10	1,885,445	9,765,806	19.3%
3	Roulette	21	1,517,570	7,505,009	20.2%
4	Big Six	2	135,065	373,200	36.2%
5	Baccarat	1	166,069	790,732	21.0%
6	Minibaccarat	16	1,256,856	15,768,806	8.0%
7	Other Games - (Page 2)	57	3,199,995	15,535,472	20.6%
8	Subtotal - Table and Other Games	175	11,694,198	\$ 74,489,778	15.7%
9	Poker	27	296,452		
10	Total - Table and Other Games	202	\$ 11,990,650		

Slot Machines:					
11	\$ .01 and .02 Slot Machines	854	\$ 7,173,426	\$ 56,396,923	12.7%
12	\$ .05 Slot Machines	574	3,332,021	31,057,383	10.7%
13	\$ .25 Slot Machines	1,096	6,274,593	75,411,407	8.3%
14	\$ .50 Slot Machines	128	959,103	9,200,622	10.4%
15	\$ 1.00 Slot Machines	392	3,976,643	53,850,014	7.4%
16	\$ 5.00 Slot Machines	102	1,153,179	20,861,645	5.5%
17	\$ 25.00 Slot Machines	20	308,402	3,295,175	9.4%
18	\$100.00 Slot Machines	13	182,166	1,701,500	10.7%
19	Multi-denominational Slot Machines	448	3,806,271	39,060,935	9.7%
20	Other Slot Machines	34	536,518	5,401,906	9.9%
21	Total - Slot Machines	3,661	\$ 27,702,322	\$ 296,237,510	9.4%
22	Total Casino Win		\$ 39,692,972		

### TAX ON GROSS REVENUE

23	Year-to-Date Table and Other Games Win .....	\$ 122,334,797
24	Year-to-Date Slot Machine Win .....	244,430,659
25	Year-to-Date Total Casino Win .....	<b>\$ 366,765,456</b>
26	Adjustments .....	
27	Year-To-Date Gross Revenue .....	<b>\$ 366,765,456</b>
28	Deduction for Eligible Promotional Gaming Credits .....	<b>\$ 21,502,583</b>
29	Year-To-Date Taxable Gross Revenue .....	<b>\$ 345,262,873</b>
30	Gross Revenue Tax (8% of line 29).....	\$ 27,621,030
31	Less - Total Tax Paid in Prior Months.....	24,814,509
32	Total Tax Required for this Month (line 30 less line 31).....	\$ 2,806,521
33	Total Progressive Payout Liability - End of Month.....	\$ 2,302,472
34	Authorized Casino Square Footage - End of Month.....	147,381
35	Authorized Simulcasting Square Footage - End of Month.....	35,002
36	Simulcasting Revenue for the Month.....	\$ 96,676
37	Simulcasting Handle for the Month.....	\$ 1,089,616
38	Promotional Gaming Credits Wagered for the Month.....	\$ 4,557,352

Under penalties of perjury, I declare that I have examined this report, and to the best of my knowledge and belief, it is true and complete.

October 9, 2009  
DATE

*William Pangoras*

William Pangoras

Operations Controller (1792-11)  
TITLE (LICENSE NUMBER)

**BALLY'S ATLANTIC CITY**  
**MONTHLY GROSS REVENUE TAX RETURN**  
**SCHEDULE OF OTHER GAMES**  
**FOR THE MONTH OF SEPTEMBER, 2009**

Line (a)	Type of Game (b)	Authorized Units (c)	Win or (Loss) (d)	Drop (e)	Win or (Loss) Percentage (f)
1	Red Dog				
2	Sic Bo	1	65,091	272,267	23.9%
3	Pai Gow Poker	9	359,623	1,976,469	18.2%
4	Pai Gow	3	198,050	1,987,276	10.0%
5	Pokette				
6	Double Down Stud Poker				
7	Keno				
8	Caribbean Stud Poker	2	135,811	588,009	23.1%
9	Let it Ride Poker	4	283,441	1,289,523	22.0%
10	Super 7 1/2				
11	Mini-Craps				
12	Three Card Poker	15	1,014,043	4,027,030	25.2%
13	Caribbean Draw Poker				
14	Mini-Dice				
15	Fast Action Hold 'Em				
16	Casino War				
17	Countdown				
18	Spanish 21	7	447,138	2,122,362	21.1%
19	Colorado Hold'Em Poker				
20	Multi-Bacc				
21	Wild Aruba Stud Poker				
22	Monopoly Poker				
23	Table Slots				
24	Rainbow Dice				
25	Triple Shot				
26	Blackjack Switch				
27	Let's Get Wild Poker				
28	Boston 5 Stud Poker				
29	Double Cross Poker				
30	Double Attack Blackjack				
31	Shao Pai Gow				
32	6 to 5 Blackjack				
33	Four Card Poker	6	276,913	1,343,689	20.6%
34	Suspense 21				
35	Two Card Royal				
36	Player's Choice Poker				
37	Superfun 21				
38	Hawaii Hi-Lo				
39	Texas Hold 'Em Bonus Poker	5	177,125	851,461	20.8%
40	House Way Pai Gow Poker				
41	Flop Poker				
42	Two Card Joker Poker				
43	Ultimate Texas Hold 'Em	1	88,512	440,996	20.1%
44	Asia Poker	2	144,699	595,438	24.3%
45	Winner's Pot Poker	2	9,549	40,952	23.3%
46	1 Bet Threat Texas Hold 'Em				
47	Mississippi Stud				
48	Mini-Tex 3 Card Hold'Em				
	Total -(Must agree with line 7 on Pg 1)	57	\$ 3,199,995	\$ 15,535,472	20.6%

# BORGATA HOTEL CASINO AND SPA MONTHLY GROSS REVENUE TAX RETURN

FOR THE MONTH OF **September, 2009**

## CASINO WIN - CURRENT MONTH

Line (a)	Type of Game (b)	Authorized Units (c)	Win or (Loss) (d)	Drop/Handle (e)	Win or (Loss) Percentage (f)
<b>Table and Other Games:</b>					
1	Blackjack	85	\$ 11,609,707	\$ 73,778,719	15.7%
2	Craps	14	3,654,227	19,091,115	19.1%
3	Roulette	21	2,059,092	11,513,527	17.9%
4	Big Six	1	63,867	156,452	40.8%
5	Baccarat	2	859,642	4,690,877	18.3%
6	Minibaccarat	8	665,611	5,676,358	11.7%
7	Other Games - (Page 2)	50	4,505,904	19,751,684	22.8%
8	Subtotal - Table and Other Games	181	23,418,050	\$ 134,658,732	17.4%
9	Poker	127	3,063,574		
10	<b>Total - Table and Other Games</b>	<b>308</b>	<b>\$ 26,481,624</b>		

<b>Slot Machines:</b>					
11	\$ .01 and .02 Slot Machines	1,105	\$ 10,995,773	\$ 98,267,663	11.2%
12	\$ .05 Slot Machines	824	5,554,461	59,189,819	9.4%
13	\$ .25 Slot Machines	657	3,596,053	43,937,801	8.2%
14	\$ .50 Slot Machines	121	749,857	7,759,029	9.7%
15	\$ 1.00 Slot Machines	264	3,507,520	38,099,439	9.2%
16	\$ 5.00 Slot Machines	89	1,624,343	29,064,085	5.6%
17	\$ 25.00 Slot Machines	20	676,581	10,865,475	6.2%
18	\$100.00 Slot Machines	12	332,892	6,179,700	5.4%
19	Multi-denominational Slot Machines	779	8,302,446	127,033,916	6.5%
20	Other Slot Machines	53	1,319,134	15,691,358	8.4%
21	<b>Total - Slot Machines</b>	<b>3,924</b>	<b>\$ 36,659,060</b>	<b>\$ 436,088,285</b>	<b>8.4%</b>
22	<b>Total Casino Win</b>		<b>\$ 63,140,684</b>		


## TAX ON GROSS REVENUE

23	Year-to-Date Table and Other Games Win .....	\$ 203,988,943
24	Year-to-Date Slot Machine Win .....	336,187,039
25	Year-to-Date Total Casino Win .....	<b>\$ 540,175,982</b>
26	Adjustments .....	<b>\$ 647</b>
27	Year-To-Date Gross Revenue .....	<b>\$ 540,176,629</b>
28	Deduction for Eligible Promotional Gaming Credits .....	<b>\$ 26,540,374</b>
29	Year-To-Date Taxable Gross Revenue .....	<b>\$ 513,636,255</b>
30	Gross Revenue Tax (8% of line 29).....	\$ 41,090,900
31	Less - Total Tax Paid in Prior Months.....	36,494,996
32	Total Tax Required for this Month (line 30 less line 31).....	<b>\$ 4,595,904</b>
33	Total Progressive Payout Liability - End of Month.....	\$ 883,016
34	Authorized Casino Square Footage - End of Month.....	136,667
35	Authorized Simulcasting Square Footage - End of Month.....	23,620
36	Simulcasting Revenue for the Month.....	\$ 226,329
37	Simulcasting Handle for the Month.....	\$ 2,541,107
38	Promotional Gaming Credits Wagered for the Month.....	\$ 6,077,485

Under penalties of perjury, I declare that I have examined this report, and to the best of my knowledge and belief, it is true and complete.

October 9, 2009

DATE



Betty J. Parker

Casino Controller Lic . # 8038-11

**BORGATA HOTEL CASINO AND SPA  
MONTHLY GROSS REVENUE TAX RETURN  
SCHEDULE OF OTHER GAMES**

FOR THE MONTH OF September, 2009

Line (a)	Type of Game (b)	Authorized Units (c)	Win or (Loss) (d)	Drop (e)	Win or (Loss) Percentage (f)
1	Red Dog				
2	Sic Bo				
3	Pai Gow Poker	6	457,084	2,120,079	21.6%
4	Pai Gow	2	108,493	827,990	13.1%
5	Pokette				
6	Double Down Stud Poker				
7	Keno				
8	Caribbean Stud Poker	4	298,338	1,026,547	29.1%
9	Let it Ride Poker	5	425,168	2,428,311	17.5%
10	Super 7 1/2				
11	Mini-Craps				
12	Three Card Poker	16	1,899,396	7,612,021	25.0%
13	Caribbean Draw Poker				
14	Mini-Dice				
15	Fast Action Hold 'Em				
16	Casino War				
17	Countdown				
18	Spanish 21	5	415,959	1,928,128	21.6%
19	Colorado Hold'Em Poker				
20	Multi-Bacc				
21	Wild Aruba Stud Poker				
22	Monopoly Poker				
23	Table Slots				
24	Rainbow Dice				
25	Triple Shot				
26	Blackjack Switch				
27	Let's Get Wild Poker				
28	Boston 5 Stud Poker				
29	Double Cross Poker				
30	Double Attack Blackjack				
31	Shao Pai Gow				
32	6 to 5 Blackjack				
33	Four Card Poker	4	433,863	2,064,482	21.0%
34	Suspense 21				
35	Two Card Royal				
36	Player's Choice Poker				
37	Superfun 21				
38	Hawaii Hi-Lo				
39	Texas Hold 'Em Bonus Poker	5	288,356	1,044,171	27.6%
40	House Way Pai Gow Poker				
41	Flop Poker	1	13,261	91,481	14.5%
42	Two Card Joker Poker				
43	Ultimate Texas Hold 'Em				
44	Asia Poker	2	165,986	608,474	27.3%
45	Winner's Pot Poker				
46	1 Bet Threat Texas Hold 'Em				
47	Mississippi Stud				
48	Mini-Tex 3 Card Hold'Em				
	Total -(Must agree with line 7 on Pg 1)	50	\$ 4,505,904	\$ 19,751,684	22.8%

# CAESARS

## MONTHLY GROSS REVENUE TAX RETURN

FOR THE MONTH OF **September, 2009**

### CASINO WIN - CURRENT MONTH

Line (a)	Type of Game (b)	Authorized Units (c)	Win or (Loss) (d)	Drop/Handle (e)	Win or (Loss) Percentage (f)
Table and Other Games:					
1	Blackjack	58	\$ 4,858,335	\$ 35,385,636	13.7%
2	Craps	13	699,498	22,383,642	3.1%
3	Roulette	16	2,476,587	8,556,024	28.9%
4	Big Six	1	85,817	220,033	39.0%
5	Baccarat	1	51,867	401,837	12.9%
6	Minibaccarat	12	1,907,932	12,799,534	14.9%
7	Other Games - (Page 2)	46	3,399,554	15,438,335	22.0%
8	Subtotal - Table and Other Games	147	13,479,590	\$ 95,185,041	14.2%
9	Poker	24	533,520		
10	Total - Table and Other Games	171	\$ 14,013,110		

Slot Machines:					
11	\$ .01 and .02 Slot Machines	814	\$ 9,175,538	\$ 77,383,041	11.9%
12	\$ .05 Slot Machines	353	2,961,672	25,163,122	11.8%
13	\$ .25 Slot Machines	621	2,905,946	29,589,037	9.8%
14	\$ .50 Slot Machines	119	639,020	6,578,672	9.7%
15	\$ 1.00 Slot Machines	347	3,574,952	37,553,047	9.5%
16	\$ 5.00 Slot Machines	76	1,286,207	19,111,540	6.7%
17	\$ 25.00 Slot Machines	15	279,724	4,310,075	6.5%
18	\$100.00 Slot Machines	16	194,184	4,003,800	4.8%
19	Multi-denominational Slot Machines	429	3,862,672	45,797,368	8.4%
20	Other Slot Machines	49	628,766	13,861,800	4.5%
21	Total - Slot Machines	2,839	\$ 25,508,681	\$ 263,351,502	9.7%
22	Total Casino Win		\$ 39,521,791		

### TAX ON GROSS REVENUE

23	Year-to-Date Table and Other Games Win .....	\$ 129,069,904	
24	Year-to-Date Slot Machine Win .....	218,021,773	
25	Year-to-Date Total Casino Win .....	<b>\$ 347,091,677</b>	
26	Adjustments .....	<b>\$ 22,982</b>	
27	Year-To-Date Gross Revenue .....	<b>\$ 347,114,659</b>	
28	Deduction for Eligible Promotional Gaming Credits .....	<b>\$ 20,061,543</b>	
29	Year-To-Date Taxable Gross Revenue .....	<b>\$ 327,053,116</b>	
30	Gross Revenue Tax (8% of line 29).....	\$ 26,164,249	
31	Less - Total Tax Paid in Prior Months.....	23,346,555	
32	Total Tax Required for this Month (line 30 less line 31).....	\$ 2,817,694	
33	Total Progressive Payout Liability - End of Month.....	\$ 823,545	
34	Authorized Casino Square Footage - End of Month.....	111,633	
35	Authorized Simulcasting Square Footage - End of Month.....	30,081	
36	Simulcasting Revenue for the Month.....	\$ 69,654	
37	Simulcasting Handle for the Month.....	\$ 843,342	
38	Promotional Gaming Credits Wagered for the Month.....	\$ 4,846,079	

Under penalties of perjury, I declare that I have examined this report, and to the best of my knowledge and belief, it is true and complete.

October 9, 2009  
DATE

  
Donna Hogan

Operational Controller (7156-11)

**CAESARS**  
**MONTHLY GROSS REVENUE TAX RETURN**  
**SCHEDULE OF OTHER GAMES**  
**FOR THE MONTH OF September, 2009**

Line (a)	Type of Game (b)	Authorized Units (c)	Win or (Loss) (d)	Drop (e)	Win or (Loss) Percentage (f)
1	Red Dog				
2	Sic Bo	1	68,215	232,900	29.3%
3	Pai Gow Poker	6	493,224	2,271,652	21.7%
4	Pai Gow	5	428,850	2,611,171	16.4%
5	Pokette				
6	Double Down Stud Poker				
7	Keno	3	41,119	98,564	41.7%
8	Caribbean Stud Poker	2	99,271	462,817	21.4%
9	Let it Ride Poker	3	174,703	738,832	23.6%
10	Super 7 1/2				
11	Mini-Craps				
12	Three Card Poker	9	953,192	3,595,961	26.5%
13	Caribbean Draw Poker				
14	Mini-Dice				
15	Fast Action Hold 'Em				
16	Casino War				
17	Countdown				
18	Spanish 21	6	327,805	1,612,098	20.3%
19	Colorado Hold'Em Poker				
20	Multi-Bacc				
21	Wild Aruba Stud Poker				
22	Monopoly Poker				
23	Table Slots				
24	Rainbow Dice				
25	Triple Shot				
26	Blackjack Switch				
27	Let's Get Wild Poker				
28	Boston 5 Stud Poker				
29	Double Cross Poker				
30	Double Attack Blackjack	1	48,094	460,188	10.5%
31	Shao Pai Gow				
32	6 to 5 Blackjack				
33	Four Card Poker	4	393,943	1,579,475	24.9%
34	Suspense 21				
35	Two Card Royal				
36	Player's Choice Poker				
37	Superfun 21				
38	Hawaii Hi-Lo				
39	Texas Hold 'Em Bonus Poker	3	136,009	515,582	26.4%
40	House Way Pai Gow Poker				
41	Flop Poker				
42	Two Card Joker Poker				
43	Ultimate Texas Hold 'Em	1	67,183	466,972	14.4%
44	Asia Poker	2	167,946	792,123	21.2%
45	Winner's Pot Poker				
46	1 Bet Threat Texas Hold 'Em				
47	Mississippi Stud				
48	Mini-Tex 3 Card Hold'Em				
	Total -(Must agree with line 7 on Pg 1)	46	\$ 3,399,554	\$ 15,438,335	22.0%



# HARRAH'S RESORT

## MONTHLY GROSS REVENUE TAX RETURN

FOR THE MONTH OF SEPTEMBER, 2009

### CASINO WIN - CURRENT MONTH

Line (a)	Type of Game (b)	Authorized Units (c)	Win or (Loss) (d)	Drop/Handle (e)	Win or (Loss) Percentage (f)
Table and Other Games:					
1	Blackjack	53	\$ 3,203,330	\$ 21,728,300	14.7%
2	Craps	6	1,208,634	6,219,544	19.4%
3	Roulette	12	895,368	4,902,229	18.3%
4	Big Six	1	6,044	16,129	37.5%
5	Baccarat	0	0	0	0.0%
6	Minibaccarat	6	826,715	4,811,460	17.2%
7	Other Games - (Page 2)	31	1,938,007	9,252,419	20.9%
8	Subtotal - Table and Other Games	109	8,078,098	\$ 46,930,081	17.2%
9	Poker	40	507,215		
10	Total - Table and Other Games	149	\$ 8,585,313		


Slot Machines:					
11	\$ .01 and .02 Slot Machines	346	\$ 4,042,040	\$ 43,481,182	9.3%
12	\$ .05 Slot Machines	458	5,644,054	49,092,699	11.5%
13	\$ .25 Slot Machines	735	6,861,027	69,119,885	9.9%
14	\$ .50 Slot Machines	32	291,717	2,979,665	9.8%
15	\$ 1.00 Slot Machines	317	4,034,212	46,479,368	8.7%
16	\$ 5.00 Slot Machines	75	1,060,997	16,227,934	6.5%
17	\$ 25.00 Slot Machines	16	407,196	6,315,350	6.4%
18	\$100.00 Slot Machines	10	83,754	1,954,100	4.3%
19	Multi-denominational Slot Machines	1,135	12,269,613	158,277,539	7.8%
20	Other Slot Machines	27	400,322	5,784,160	6.9%
21	Total - Slot Machines	3,151	\$ 35,094,932	\$ 399,711,882	8.8%
22	Total Casino Win		\$ 43,680,245		

### TAX ON GROSS REVENUE

23	Year-to-Date Table and Other Games Win .....	\$ 74,706,198	
24	Year-to-Date Slot Machine Win .....	296,529,402	
25	Year-to-Date Total Casino Win .....	<b>\$ 371,235,600</b>	
26	Adjustments .....	<b>\$ 64</b>	
27	Year-To-Date Gross Revenue .....	<b>\$ 371,235,664</b>	
28	Deduction for Eligible Promotional Gaming Credits .....	<b>\$ 18,984,174</b>	
29	Year-To-Date Taxable Gross Revenue .....	<b>\$ 352,251,490</b>	
30	Gross Revenue Tax (8% of line 29).....	\$ 28,180,119	
31	Less - Total Tax Paid in Prior Months.....	25,011,409	
32	Total Tax Required for this Month (line 30 less line 31).....	<b>\$ 3,168,710</b>	
33	Total Progressive Payout Liability - End of Month.....	\$ 970,238	
34	Authorized Casino Square Footage - End of Month.....	172,655	
35	Authorized Simulcasting Square Footage - End of Month.....	569	
36	Simulcasting Revenue for the Month.....	\$ 45,687	
37	Simulcasting Handle for the Month.....	\$ 559,368	
38	Promotional Gaming Credits Wagered for the Month.....	\$ 4,829,573	

Under penalties of perjury, I declare that I have examined this report, and to the best of my knowledge and belief, it is true and complete.

October 6, 2009  
DATE

  
Joseph Lodise

Operations Controller (008900-11)  
TITLE (LICENSE NUMBER)

**HARRAH'S RESORT**  
**MONTHLY GROSS REVENUE TAX RETURN**  
**SCHEDULE OF OTHER GAMES**  
**FOR THE MONTH OF SEPTEMBER, 2009**

Line (a)	Type of Game (b)	Authorized Units (c)	Win or (Loss) (d)	Drop (e)	Win or (Loss) Percentage (f)
1	Red Dog				
2	Sic Bo				
3	Pai Gow Poker	3	135,637	613,913	22.1%
4	Pai Gow	1	43,489	370,883	11.7%
5	Pokette				
6	Double Down Stud Poker				
7	Keno	4	45,314	133,724	33.9%
8	Caribbean Stud Poker	1	83,393	278,421	30.0%
9	Let it Ride Poker	4	332,518	1,631,445	20.4%
10	Super 7 1/2				
11	Mini-Craps				
12	Three Card Poker	10	780,552	3,384,896	23.1%
13	Caribbean Draw Poker				
14	Mini-Dice				
15	Fast Action Hold 'Em				
16	Casino War				
17	Countdown				
18	Spanish 21	1	99,268	379,610	26.1%
19	Colorado Hold'Em Poker				
20	Multi-Bacc				
21	Wild Aruba Stud Poker				
22	Monopoly Poker				
23	Table Slots				
24	Rainbow Dice				
25	Triple Shot				
26	Blackjack Switch				
27	Let's Get Wild Poker				
28	Boston 5 Stud Poker				
29	Double Cross Poker				
30	Double Attack Blackjack	1	72,463	220,347	32.9%
31	Shao Pai Gow				
32	6 to 5 Blackjack				
33	Four Card Poker	2	53,812	632,251	8.5%
34	Suspense 21				
35	Two Card Royal				
36	Player's Choice Poker				
37	Superfun 21				
38	Hawaii Hi-Lo				
39	Texas Hold 'Em Bonus Poker	1	82,583	429,428	19.2%
40	House Way Pai Gow Poker				
41	Flop Poker	3	208,978	1,177,501	17.7%
42	Two Card Joker Poker				
43	Ultimate Texas Hold 'Em				
44	Asia Poker				
45	Winner's Pot Poker				
46	1 Bet Threat Texas Hold 'Em				
47	Mississippi Stud				
48	Mini-Tex 3 Card Hold'Em				
	Total -(Must agree with line 7 on Pg 1)	31	\$ 1,938,007	\$ 9,252,419	20.9%

# RESORTS ATLANTIC CITY

## MONTHLY GROSS REVENUE TAX RETURN

### FOR THE MONTH OF SEPTMBER, 2009

#### CASINO WIN - CURRENT MONTH

Line (a)	Type of Game (b)	Authorized Units (c)	Win or (Loss) (d)	Drop/Handle (e)	Win or (Loss) Percentage (f)
Table and Other Games:					
1	Blackjack	34	\$ 1,478,400	\$ 8,959,815	16.5%
2	Craps	5	216,615	2,091,931	10.4%
3	Roulette	9	390,582	1,802,695	21.7%
4	Big Six	1	33,011	70,505	46.8%
5	Baccarat	1	135,028	270,998	49.8%
6	Minibaccarat	16	1,549,402	10,754,987	14.4%
7	Other Games - (Page 2)	16	679,588	3,234,564	21.0%
8	Subtotal - Table and Other Games	82	4,482,626	\$ 27,185,495	16.5%
9	Poker	2	7,101		
10	Total - Table and Other Games	84	\$ 4,489,727		

Slot Machines:					
11	\$ .01 and .02 Slot Machines	595	\$ 3,629,330	\$ 30,982,616	11.7%
12	\$ .05 Slot Machines	188	634,137	6,130,492	10.3%
13	\$ .25 Slot Machines	427	1,775,839	20,465,461	8.7%
14	\$ .50 Slot Machines	48	123,792	2,032,683	6.1%
15	\$ 1.00 Slot Machines	179	769,122	11,917,263	6.5%
16	\$ 5.00 Slot Machines	52	347,635	5,639,855	6.2%
17	\$ 25.00 Slot Machines	10	266,900	2,840,125	9.4%
18	\$100.00 Slot Machines	10	(68,671)	983,800	-7.0%
19	Multi-denominational Slot Machines	827	4,186,774	53,802,459	7.8%
20	Other Slot Machines	20	216,107	1,854,664	11.7%
21	Total - Slot Machines	2,356	\$ 11,880,965	\$ 136,649,418	8.7%
22	Total Casino Win		\$ 16,370,692		

#### TAX ON GROSS REVENUE

23	Year-to-Date Table and Other Games Win .....	\$ 38,137,200
24	Year-to-Date Slot Machine Win .....	113,262,000
25	Year-to-Date Total Casino Win .....	\$ 151,399,200
26	Adjustments .....	\$ (131,228)
27	Year-To-Date Gross Revenue .....	\$ 151,267,972
28	Deduction for Eligible Promotional Gaming Credits .....	\$ 9,091,269
29	Year-To-Date Taxable Gross Revenue .....	\$ 142,176,703
30	Gross Revenue Tax (8% of line 29).....	\$ 11,374,136
31	Less - Total Tax Paid in Prior Months.....	10,220,193
32	Total Tax Required for this Month (line 30 less line 31).....	\$ 1,153,943
33	Total Progressive Payout Liability - End of Month.....	\$ 353,682
34	Authorized Casino Square Footage - End of Month.....	99,029
35	Authorized Simulcasting Square Footage - End of Month.....	
36	Simulcasting Revenue for the Month.....	
37	Simulcasting Handle for the Month.....	
38	Promotional Gaming Credits Wagered for the Month.....	\$ 2,920,332

Under penalties of perjury, I declare that I have examined this report, and to the best of my knowledge and belief, it is true and complete.

October 9, 2009  
DATE

*Walter P Simon*  
Walter P Simon

Dir Operational Accting 3930-11  
TITLE (LICENSE NUMBER)

**RESORTS ATLANTIC CITY**  
**MONTHLY GROSS REVENUE TAX RETURN**  
**SCHEDULE OF OTHER GAMES**  
**FOR THE MONTH OF SEPTMBER, 2009**

Line (a)	Type of Game (b)	Authorized Units (c)	Win or (Loss) (d)	Drop (e)	Win or (Loss) Percentage (f)
1	Red Dog				
2	Sic Bo				
3	Pai Gow Poker	2	46,302	307,386	15.1%
4	Pai Gow	2	93,532	591,114	15.8%
5	Pokette				
6	Double Down Stud Poker				
7	Keno				
8	Caribbean Stud Poker				
9	Let it Ride Poker	2	117,514	452,349	26.0%
10	Super 7 1/2				
11	Mini-Craps				
12	Three Card Poker	5	233,075	1,162,587	20.0%
13	Caribbean Draw Poker				
14	Mini-Dice				
15	Fast Action Hold 'Em				
16	Casino War				
17	Countdown				
18	Spanish 21	3	152,996	607,033	25.2%
19	Colorado Hold'Em Poker				
20	Multi-Bacc				
21	Wild Aruba Stud Poker				
22	Monopoly Poker				
23	Table Slots				
24	Rainbow Dice				
25	Triple Shot				
26	Blackjack Switch				
27	Let's Get Wild Poker				
28	Boston 5 Stud Poker				
29	Double Cross Poker				
30	Double Attack Blackjack				
31	Shao Pai Gow				
32	6 to 5 Blackjack				
33	Four Card Poker				
34	Suspense 21				
35	Two Card Royal				
36	Player's Choice Poker				
37	Superfun 21				
38	Hawaii Hi-Lo				
39	Texas Hold 'Em Bonus Poker	1	15,530	37,333	41.6%
40	House Way Pai Gow Poker				
41	Flop Poker	1	20,639	76,762	26.9%
42	Two Card Joker Poker				
43	Ultimate Texas Hold 'Em				
44	Asia Poker				
45	Winner's Pot Poker				
46	1 Bet Threat Texas Hold 'Em				
47	Mississippi Stud				
48	Mini-Tex 3 Card Hold'Em				
	Total -(Must agree with line 7 on Pg 1)	16	\$ 679,588	\$ 3,234,564	21.0%

# SHOWBOAT

## MONTHLY GROSS REVENUE TAX RETURN

FOR THE MONTH OF SEPTEMBER, 2009

### CASINO WIN - CURRENT MONTH

Line (a)	Type of Game (b)	Authorized Units (c)	Win or (Loss) (d)	Drop/Handle (e)	Win or (Loss) Percentage (f)
Table and Other Games:					
1	Blackjack	46	\$ 920,248	\$ 9,370,350	9.8%
2	Craps	5	470,009	3,084,672	15.2%
3	Roulette	9	458,769	2,390,557	19.2%
4	Big Six	1	31,695	83,213	38.1%
5	Baccarat				0.0%
6	Minibaccarat	8	274,337	8,591,652	3.2%
7	Other Games - (Page 2)	22	1,292,993	6,153,155	21.0%
8	Subtotal - Table and Other Games	91	3,448,051	\$ 29,673,599	11.6%
9	Poker	28	298,399		
10	Total - Table and Other Games	119	\$ 3,746,450		

Slot Machines:					
11	\$ .01 and .02 Slot Machines	501	\$ 4,131,608	\$ 34,662,466	11.9%
12	\$ .05 Slot Machines	172	2,876,691	21,027,179	13.7%
13	\$ .25 Slot Machines	318	2,179,514	28,418,480	7.7%
14	\$ .50 Slot Machines	3	18,766	234,632	8.0%
15	\$ 1.00 Slot Machines	160	1,345,318	20,327,202	6.6%
16	\$ 5.00 Slot Machines	29	252,231	4,872,010	5.2%
17	\$ 25.00 Slot Machines	3	60,700	451,350	13.4%
18	\$100.00 Slot Machines	3	9,821	199,300	4.9%
19	Multi-denominational Slot Machines	1,655	11,360,337	104,947,797	10.8%
20	Other Slot Machines	5	36,995	499,610	7.4%
21	Total - Slot Machines	2,849	\$ 22,271,981	\$ 215,640,026	10.3%
22	Total Casino Win		\$ 26,018,431		

### TAX ON GROSS REVENUE

23	Year-to-Date Table and Other Games Win .....	\$ 43,139,362
24	Year-to-Date Slot Machine Win .....	197,946,951
25	Year-to-Date Total Casino Win .....	<b>\$ 241,086,313</b>
26	Adjustments .....	<b>\$ 926</b>
27	Year-To-Date Gross Revenue .....	<b>\$ 241,087,239</b>
28	Deduction for Eligible Promotional Gaming Credits .....	<b>\$ 13,685,093</b>
29	Year-To-Date Taxable Gross Revenue .....	<b>\$ 227,402,146</b>
30	Gross Revenue Tax (8% of line 29).....	\$ 18,192,172
31	Less - Total Tax Paid in Prior Months.....	16,345,491
32	Total Tax Required for this Month (line 30 less line 31).....	\$ 1,846,681
33	Total Progressive Payout Liability - End of Month.....	\$ 1,529,282
34	Authorized Casino Square Footage - End of Month.....	123,378
35	Authorized Simulcasting Square Footage - End of Month.....	17,086
36	Simulcasting Revenue for the Month.....	\$ 38,584
37	Simulcasting Handle for the Month.....	\$ 468,938
38	Promotional Gaming Credits Wagered for the Month.....	\$ 4,443,476

Under penalties of perjury, I declare that I have examined this report, and to the best of my knowledge and belief, it is true and complete.

October 8, 2009  
DATE



Gail Myers

Operations Controller - 3470-11  
TITLE (LICENSE NUMBER)

**SHOWBOAT**  
**MONTHLY GROSS REVENUE TAX RETURN**  
**SCHEDULE OF OTHER GAMES**  
**FOR THE MONTH OF SEPTEMBER, 2009**

Line (a)	Type of Game (b)	Authorized Units (c)	Win or (Loss) (d)	Drop (e)	Win or (Loss) Percentage (f)
1	Red Dog				
2	Sic Bo				
3	Pai Gow Poker	3	166,075	786,162	21.1%
4	Pai Gow	2	109,704	945,259	11.6%
5	Pokette				
6	Double Down Stud Poker				
7	Keno				
8	Caribbean Stud Poker	1	28,877	111,952	25.8%
9	Let it Ride Poker	3	164,087	796,861	20.6%
10	Super 7 1/2				
11	Mini-Craps				
12	Three Card Poker	7	434,926	1,696,260	25.6%
13	Caribbean Draw Poker				
14	Mini-Dice				
15	Fast Action Hold 'Em				
16	Casino War				
17	Countdown				
18	Spanish 21	1	65,841	317,963	20.7%
19	Colorado Hold'Em Poker				
20	Multi-Bacc				
21	Wild Aruba Stud Poker				
22	Monopoly Poker				
23	Table Slots				
24	Rainbow Dice				
25	Triple Shot				
26	Blackjack Switch				
27	Let's Get Wild Poker				
28	Boston 5 Stud Poker				
29	Double Cross Poker				
30	Double Attack Blackjack	1	117,526	412,615	28.5%
31	Shao Pai Gow				
32	6 to 5 Blackjack				
33	Four Card Poker	1	75,637	392,105	19.3%
34	Suspense 21				
35	Two Card Royal				
36	Player's Choice Poker				
37	Superfun 21				
38	Hawaii Hi-Lo				
39	Texas Hold 'Em Bonus Poker	1	66,797	251,883	26.5%
40	House Way Pai Gow Poker				
41	Flop Poker	2	63,523	442,095	14.4%
42	Two Card Joker Poker				
43	Ultimate Texas Hold 'Em				
44	Asia Poker				
45	Winner's Pot Poker				
46	1 Bet Threat Texas Hold 'Em				
47	Mississippi Stud				
48	Mini-Tex 3 Card Hold'Em				
	Total -(Must agree with line 7 on Pg 1)	22	\$ 1,292,993	\$ 6,153,155	21.0%

# TROPICANA CASINO & RESORT

## MONTHLY GROSS REVENUE TAX RETURN

FOR THE MONTH OF SEPTEMBER, 2009

### CASINO WIN - CURRENT MONTH


Line (a)	Type of Game (b)	Authorized Units (c)	Win or (Loss) (d)	Drop/Handle (e)	Win or (Loss) Percentage (f)
<b>Table and Other Games:</b>					
1	Blackjack	62	\$ 2,344,475	\$ 16,007,515	14.6%
2	Craps	8	893,642	5,844,282	15.3%
3	Roulette	17	1,125,464	5,673,009	19.8%
4	Big Six	2	105,181	262,119	40.1%
5	Baccarat	1	(35,267)	168,036	-21.0%
6	Minibaccarat	12	1,236,283	10,148,859	12.2%
7	Other Games - (Page 2)	33	1,874,670	8,508,816	22.0%
8	Subtotal - Table and Other Games	135	7,544,448	\$ 46,612,636	16.2%
9	Poker	35	520,058		
10	<b>Total - Table and Other Games</b>	<b>170</b>	<b>\$ 8,064,506</b>		
<b>Slot Machines:</b>					
11	\$ .01 and .02 Slot Machines	777	\$ 5,641,711	\$ 48,378,820	11.7%
12	\$ .05 Slot Machines	286	1,317,325	15,548,694	8.5%
13	\$ .25 Slot Machines	333	2,118,055	27,960,457	7.6%
14	\$ .50 Slot Machines	38	226,455	2,791,245	8.1%
15	\$ 1.00 Slot Machines	246	1,860,262	21,760,842	8.5%
16	\$ 5.00 Slot Machines	55	350,091	6,574,895	5.3%
17	\$ 25.00 Slot Machines	15	204,022	2,233,875	9.1%
18	\$100.00 Slot Machines	12	99,701	1,251,700	8.0%
19	Multi-denominational Slot Machines	1,377	6,672,141	83,159,363	8.0%
20	Other Slot Machines	47	127,324	5,061,086	2.5%
21	<b>Total - Slot Machines</b>	<b>3,186</b>	<b>\$ 18,617,087</b>	<b>\$ 214,720,977</b>	<b>8.7%</b>
22	<b>Total Casino Win</b>		<b>\$ 26,681,593</b>		

### TAX ON GROSS REVENUE

23	Year-to-Date Table and Other Games Win .....	\$ 71,959,506
24	Year-to-Date Slot Machine Win .....	172,692,845
25	<b>Year-to-Date Total Casino Win .....</b>	<b>\$ 244,652,351</b>
26	Adjustments .....	
27	<b>Year-To-Date Gross Revenue .....</b>	<b>\$ 244,652,351</b>
28	Deduction for Eligible Promotional Gaming Credits .....	\$ 13,522,702
29	<b>Year-To-Date Taxable Gross Revenue .....</b>	<b>\$ 231,129,649</b>
30	Gross Revenue Tax (8% of line 29).....	\$ 18,490,372
31	Less - Total Tax Paid in Prior Months.....	16,587,852
32	<b>Total Tax Required for this Month (line 30 less line 31).....</b>	<b>\$ 1,902,520</b>
33	Total Progressive Payout Liability - End of Month.....	\$ 1,090,587
34	Authorized Casino Square Footage - End of Month.....	135,795
35	Authorized Simulcasting Square Footage - End of Month.....	6,954
36	Simulcasting Revenue for the Month.....	\$ 44,726
37	Simulcasting Handle for the Month.....	\$ 510,450
38	Promotional Gaming Credits Wagered for the Month.....	\$ 3,332,787

Under penalties of perjury, I declare that I have examined this report, and to the best of my knowledge and belief, it is true and complete.

October 9, 2009  
DATE

  
Jeff Bohrer

Casino Controller 7488-11

**TROPICANA CASINO & RESORT  
MONTHLY GROSS REVENUE TAX RETURN  
SCHEDULE OF OTHER GAMES**

**FOR THE MONTH OF SEPTEMBER, 2009**

Line (a)	Type of Game (b)	Authorized Units (c)	Win or (Loss) (d)	Drop (e)	Win or (Loss) Percentage (f)
1	Red Dog				
2	Sic Bo				
3	Pai Gow Poker	4	98,182	700,480	14.0%
4	Pai Gow	3	133,798	844,272	15.8%
5	Pokette				
6	Double Down Stud Poker				
7	Keno				
8	Caribbean Stud Poker	1	71,218	245,356	29.0%
9	Let it Ride Poker	3	125,037	667,265	18.7%
10	Super 7 1/2				
11	Mini-Craps				
12	Three Card Poker	11	794,680	3,005,464	26.4%
13	Caribbean Draw Poker				
14	Mini-Dice				
15	Fast Action Hold 'Em				
16	Casino War				
17	Countdown				
18	Spanish 21	5	349,768	1,270,224	27.5%
19	Colorado Hold'Em Poker				
20	Multi-Bacc				
21	Wild Aruba Stud Poker				
22	Monopoly Poker				
23	Table Slots				
24	Rainbow Dice				
25	Triple Shot				
26	Blackjack Switch				
27	Let's Get Wild Poker				
28	Boston 5 Stud Poker				
29	Double Cross Poker				
30	Double Attack Blackjack	1	63,164	438,486	14.4%
31	Shao Pai Gow				
32	6 to 5 Blackjack				
33	Four Card Poker	2	82,028	577,088	14.2%
34	Suspense 21				
35	Two Card Royal				
36	Player's Choice Poker				
37	Superfun 21				
38	Hawaii Hi-Lo				
39	Texas Hold 'Em Bonus Poker	3	156,795	760,181	20.6%
40	House Way Pai Gow Poker				
41	Flop Poker				
42	Two Card Joker Poker				
43	Ultimate Texas Hold 'Em				
44	Asia Poker				
45	Winner's Pot Poker				
46	1 Bet Threat Texas Hold 'Em				
47	Mississippi Stud				
48	Mini-Tex 3 Card Hold'Em				
	Total -(Must agree with line 7 on Pg 1)	33	\$ 1,874,670	\$ 8,508,816	22.0%



# TRUMP MARINA

## MONTHLY GROSS REVENUE TAX RETURN

FOR THE MONTH OF SEPTEMBER, 2009

### CASINO WIN - CURRENT MONTH

Line (a)	Type of Game (b)	Authorized Units (c)	Win or (Loss) (d)	Drop/Handle (e)	Win or (Loss) Percentage (f)
Table and Other Games:					
1	Blackjack	30	\$ 807,767	\$ 6,455,717	12.5%
2	Craps	7	772,360	3,653,739	21.1%
3	Roulette	6	270,173	1,253,754	21.5%
4	Big Six	0	0	0	0.0%
5	Baccarat	1	18,244	12,820	142.3%
6	Minibaccarat	6	723,179	4,572,885	15.8%
7	Other Games - (Page 2)	22	725,058	3,231,387	22.4%
8	Subtotal - Table and Other Games	72	3,316,781	\$ 19,180,302	17.3%
9	Poker				
10	Total - Table and Other Games	72	\$ 3,316,781		


Slot Machines:					
11	\$ .01 and .02 Slot Machines	562	\$ 3,923,762	\$ 36,851,400	10.6%
12	\$ .05 Slot Machines	265	1,375,566	14,436,737	9.5%
13	\$ .25 Slot Machines	405	1,594,945	19,502,305	8.2%
14	\$ .50 Slot Machines	50	213,769	2,855,067	7.5%
15	\$ 1.00 Slot Machines	233	1,206,551	17,178,909	7.0%
16	\$ 5.00 Slot Machines	48	142,136	4,335,275	3.3%
17	\$ 25.00 Slot Machines	10	(147,385)	782,775	-18.8%
18	\$100.00 Slot Machines	5	(116,230)	825,800	-14.1%
19	Multi-denominational Slot Machines	217	1,508,227	17,259,977	8.7%
20	Other Slot Machines	20	115,190	2,435,460	4.7%
21	Total - Slot Machines	1,815	\$ 9,816,531	\$ 116,463,705	8.4%
22	Total Casino Win		\$ 13,133,312		

### TAX ON GROSS REVENUE

23	Year-to-Date Table and Other Games Win .....	\$ 30,372,757
24	Year-to-Date Slot Machine Win .....	98,287,646
25	Year-to-Date Total Casino Win .....	<b>\$ 128,660,403</b>
26	Adjustments .....	<b>\$ 7,663</b>
27	Year-To-Date Gross Revenue .....	<b>\$ 128,668,066</b>
28	Deduction for Eligible Promotional Gaming Credits .....	<b>\$ 7,913,526</b>
29	Year-To-Date Taxable Gross Revenue .....	<b>\$ 120,754,540</b>
30	Gross Revenue Tax (8% of line 29).....	\$ 9,660,363
31	Less - Total Tax Paid in Prior Months.....	8,745,470
32	Total Tax Required for this Month (line 30 less line 31).....	\$ 914,893
33	Total Progressive Payout Liability - End of Month.....	\$ 507,174
34	Authorized Casino Square Footage - End of Month.....	78,535
35	Authorized Simulcasting Square Footage - End of Month.....	
36	Simulcasting Revenue for the Month.....	
37	Simulcasting Handle for the Month.....	
38	Promotional Gaming Credits Wagered for the Month.....	\$ 1,130,693

Under penalties of perjury, I declare that I have examined this report, and to the best of my knowledge and belief, it is true and complete.

October 9, 2009  
DATE

  
Robert Allen

Director of Casino Finance 6793-11  
TITLE (LICENSE NUMBER)

**TRUMP MARINA**  
**MONTHLY GROSS REVENUE TAX RETURN**  
**SCHEDULE OF OTHER GAMES**  
**FOR THE MONTH OF SEPTEMBER, 2009**

Line (a)	Type of Game (b)	Authorized Units (c)	Win or (Loss) (d)	Drop (e)	Win or (Loss) Percentage (f)
1	Red Dog				
2	Sic Bo				
3	Pai Gow Poker	2	95,899	306,614	31.3%
4	Pai Gow	2	25,243	81,148	31.1%
5	Pokette				
6	Double Down Stud Poker				
7	Keno				
8	Caribbean Stud Poker	1	33,374	134,294	24.9%
9	Let it Ride Poker	2	162,501	616,491	26.4%
10	Super 7 1/2				
11	Mini-Craps				
12	Three Card Poker	5	290,037	964,645	30.1%
13	Caribbean Draw Poker				
14	Mini-Dice				
15	Fast Action Hold 'Em				
16	Casino War				
17	Countdown				
18	Spanish 21	3	(40,788)	410,535	-9.9%
19	Colorado Hold'Em Poker				
20	Multi-Bacc				
21	Wild Aruba Stud Poker				
22	Monopoly Poker				
23	Table Slots				
24	Rainbow Dice				
25	Triple Shot				
26	Blackjack Switch				
27	Let's Get Wild Poker				
28	Boston 5 Stud Poker				
29	Double Cross Poker				
30	Double Attack Blackjack				
31	Shao Pai Gow				
32	6 to 5 Blackjack				
33	Four Card Poker	1	63,312	229,843	27.5%
34	Suspense 21				
35	Two Card Royal				
36	Player's Choice Poker				
37	Superfun 21				
38	Hawaii Hi-Lo				
39	Texas Hold 'Em Bonus Poker	1	21,038	73,661	28.6%
40	House Way Pai Gow Poker				
41	Flop Poker	1	1,311	2,095	62.6%
42	Two Card Joker Poker				
43	Ultimate Texas Hold 'Em	2	27,121	213,380	12.7%
44	Asia Poker				
45	Winner's Pot Poker				
46	1 Bet Threat Texas Hold 'Em				
47	Mississippi Stud	1	46,010	198,681	23.2%
48	Mini-Tex 3 Card Hold'Em	1	0	0	
	Total -(Must agree with line 7 on Pg 1)	22	\$ 725,058	\$ 3,231,387	22.4%

# TRUMP PLAZA

## MONTHLY GROSS REVENUE TAX RETURN

FOR THE MONTH OF SEPTEMBER, 2009

### CASINO WIN - CURRENT MONTH

Line (a)	Type of Game (b)	Authorized Units (c)	Win or (Loss) (d)	Drop/Handle (e)	Win or (Loss) Percentage (f)
Table and Other Games:					
1	Blackjack	33	\$ 1,214,531	\$ 13,205,714	9.2%
2	Craps	5	661,089	3,860,708	17.1%
3	Roulette	9	584,047	3,057,704	19.1%
4	Big Six	0	0	0	0.0%
5	Baccarat	0	0	0	0.0%
6	Minibaccarat	10	392,782	8,809,943	4.5%
7	Other Games - (Page 2)	20	1,271,117	5,758,537	22.1%
8	Subtotal - Table and Other Games	77	4,123,566	\$ 34,692,606	11.9%
9	Poker				
10	Total - Table and Other Games	77	\$ 4,123,566		

Slot Machines:					
11	\$ .01 and .02 Slot Machines	560	\$ 4,190,679	\$ 36,079,536	11.6%
12	\$ .05 Slot Machines	193	1,078,240	9,488,166	11.4%
13	\$ .25 Slot Machines	539	2,291,565	30,886,065	7.4%
14	\$ .50 Slot Machines	90	478,924	7,009,885	6.8%
15	\$ 1.00 Slot Machines	225	1,233,061	16,380,962	7.5%
16	\$ 5.00 Slot Machines	55	368,375	8,468,200	4.4%
17	\$ 25.00 Slot Machines	13	183,765	1,433,425	12.8%
18	\$100.00 Slot Machines	6	83,300	1,017,600	8.2%
19	Multi-denominational Slot Machines	143	1,289,465	17,036,563	7.6%
20	Other Slot Machines	66	219,721	6,038,315	3.6%
21	Total - Slot Machines	1,890	\$ 11,417,095	\$ 133,838,717	8.5%
22	Total Casino Win		\$ 15,540,661		

### TAX ON GROSS REVENUE

23	Year-to-Date Table and Other Games Win .....	\$ 45,034,689
24	Year-to-Date Slot Machine Win .....	112,460,773
25	Year-to-Date Total Casino Win .....	<b>\$ 157,495,462</b>
26	Adjustments .....	<b>\$ 8,207</b>
27	Year-To-Date Gross Revenue .....	<b>\$ 157,503,669</b>
28	Deduction for Eligible Promotional Gaming Credits .....	<b>\$ 9,661,403</b>
29	Year-To-Date Taxable Gross Revenue .....	<b>\$ 147,842,266</b>
30	Gross Revenue Tax (8% of line 29).....	\$ 11,827,381
31	Less - Total Tax Paid in Prior Months.....	10,749,805
32	Total Tax Required for this Month (line 30 less line 31).....	\$ 1,077,576
33	Total Progressive Payout Liability - End of Month.....	\$ 534,027
34	Authorized Casino Square Footage - End of Month.....	86,923
35	Authorized Simulcasting Square Footage - End of Month.....	
36	Simulcasting Revenue for the Month.....	
37	Simulcasting Handle for the Month.....	
38	Promotional Gaming Credits Wagered for the Month.....	\$ 575,321

Under penalties of perjury, I declare that I have examined this report, and to the best of my knowledge and belief, it is true and complete.

October 6, 2009

DATE



Ron Alcorn

Casino Controller (1623-11)

**TRUMP PLAZA**  
**MONTHLY GROSS REVENUE TAX RETURN**  
**SCHEDULE OF OTHER GAMES**  
**FOR THE MONTH OF SEPTEMBER, 2009**

Line (a)	Type of Game (b)	Authorized Units (c)	Win or (Loss) (d)	Drop (e)	Win or (Loss) Percentage (f)
1	Red Dog				
2	Sic Bo				
3	Pai Gow Poker	2	181,173	672,684	26.9%
4	Pai Gow	2	80,604	957,897	8.4%
5	Pokette				
6	Double Down Stud Poker				
7	Keno				
8	Caribbean Stud Poker				
9	Let it Ride Poker	2	99,877	517,538	19.3%
10	Super 7 1/2				
11	Mini-Craps				
12	Three Card Poker	6	416,886	1,647,426	25.3%
13	Caribbean Draw Poker				
14	Mini-Dice				
15	Fast Action Hold 'Em				
16	Casino War				
17	Countdown				
18	Spanish 21	3	228,061	884,285	25.8%
19	Colorado Hold'Em Poker				
20	Multi-Bacc				
21	Wild Aruba Stud Poker				
22	Monopoly Poker				
23	Table Slots				
24	Rainbow Dice				
25	Triple Shot				
26	Blackjack Switch				
27	Let's Get Wild Poker				
28	Boston 5 Stud Poker				
29	Double Cross Poker				
30	Double Attack Blackjack				
31	Shao Pai Gow				
32	6 to 5 Blackjack				
33	Four Card Poker	2	58,681	451,025	13.0%
34	Suspense 21				
35	Two Card Royal				
36	Player's Choice Poker				
37	Superfun 21				
38	Hawaii Hi-Lo				
39	Texas Hold 'Em Bonus Poker	2	113,148	364,657	31.0%
40	House Way Pai Gow Poker				
41	Flop Poker				
42	Two Card Joker Poker				
43	Ultimate Texas Hold 'Em				
44	Asia Poker	1	92,687	263,025	35.2%
45	Winner's Pot Poker				
46	1 Bet Threat Texas Hold 'Em				
47	Mississippi Stud				
48	Mini-Tex 3 Card Hold'Em				
	Total -(Must agree with line 7 on Pg 1)	20	\$ 1,271,117	\$ 5,758,537	22.1%

# TRUMP TAJ MAHAL CASINO RESORT

## MONTHLY GROSS REVENUE TAX RETURN

FOR THE MONTH OF SEPTEMBER, 2009

### CASINO WIN - CURRENT MONTH

Line (a)	Type of Game (b)	Authorized Units (c)	Win or (Loss) (d)	Drop/Handle (e)	Win or (Loss) Percentage (f)
Table and Other Games:					
1	Blackjack	63	\$ 4,378,393	\$ 37,277,814	11.7%
2	Craps	12	2,640,897	12,508,480	21.1%
3	Roulette	14	1,405,206	5,689,201	24.7%
4	Big Six	1	42,487	81,898	51.9%
5	Baccarat	1	234,264	658,100	35.6%
6	Minibaccarat	10	1,804,198	8,944,681	20.2%
7	Other Games - (Page 2)	34	2,552,331	11,290,576	22.6%
8	Subtotal - Table and Other Games	135	13,057,776	\$ 76,450,750	17.1%
9	Poker	68	1,372,853		
10	Total - Table and Other Games	203	\$ 14,430,629		


Slot Machines:					
11	\$ .01 and .02 Slot Machines	1,030	\$ 8,053,675	\$ 67,415,914	11.9%
12	\$ .05 Slot Machines	246	1,910,189	21,953,694	8.7%
13	\$ .25 Slot Machines	690	3,548,768	45,729,153	7.8%
14	\$ .50 Slot Machines	42	259,117	2,162,714	12.0%
15	\$ 1.00 Slot Machines	368	3,124,778	46,236,630	6.8%
16	\$ 5.00 Slot Machines	82	767,957	14,449,785	5.3%
17	\$ 25.00 Slot Machines	15	13,794	3,720,475	0.4%
18	\$100.00 Slot Machines	23	680,174	6,545,300	10.4%
19	Multi-denominational Slot Machines	466	2,934,142	43,362,443	6.8%
20	Other Slot Machines	33	253,724	3,514,248	7.2%
21	Total - Slot Machines	2,995	\$ 21,546,318	\$ 255,090,356	8.4%
22	Total Casino Win		\$ 35,976,947		

### TAX ON GROSS REVENUE

23	Year-to-Date Table and Other Games Win .....	\$ 133,137,483
24	Year-to-Date Slot Machine Win .....	212,837,392
25	Year-to-Date Total Casino Win .....	<b>\$ 345,974,875</b>
26	Adjustments .....	<b>\$ 7,019</b>
27	Year-To-Date Gross Revenue .....	<b>\$ 345,981,894</b>
28	Deduction for Eligible Promotional Gaming Credits .....	<b>\$ 17,647,851</b>
29	Year-To-Date Taxable Gross Revenue .....	<b>\$ 328,334,043</b>
30	Gross Revenue Tax (8% of line 29).....	\$ 26,266,723
31	Less - Total Tax Paid in Prior Months.....	23,691,291
32	Total Tax Required for this Month (line 30 less line 31).....	\$ 2,575,432
33	Total Progressive Payout Liability - End of Month.....	\$ 1,067,367
34	Authorized Casino Square Footage - End of Month.....	149,445
35	Authorized Simulcasting Square Footage - End of Month.....	12,483
36	Simulcasting Revenue for the Month.....	\$ 52,634
37	Simulcasting Handle for the Month.....	\$ 623,611
38	Promotional Gaming Credits Wagered for the Month.....	\$ 1,109,188

Under penalties of perjury, I declare that I have examined this report, and to the best of my knowledge and belief, it is true and complete.

October 9, 2009  
DATE

  
Ford Palmer

Casino Controller 4086-11

**TRUMP TAJ MAHAL CASINO RESORT  
MONTHLY GROSS REVENUE TAX RETURN  
SCHEDULE OF OTHER GAMES  
FOR THE MONTH OF SEPTEMBER, 2009**

Line (a)	Type of Game (b)	Authorized Units (c)	Win or (Loss) (d)	Drop (e)	Win or (Loss) Percentage (f)
1	Red Dog				
2	Sic Bo	1	36,857	97,044	38.0%
3	Pai Gow Poker	5	332,652	1,407,107	23.6%
4	Pai Gow	3	138,576	1,253,937	11.1%
5	Pokette				
6	Double Down Stud Poker				
7	Keno	2	25,162	60,677	41.5%
8	Caribbean Stud Poker	2	93,519	352,409	26.5%
9	Let it Ride Poker	3	154,657	837,871	18.5%
10	Super 7 1/2				
11	Mini-Craps				
12	Three Card Poker	8	851,665	3,161,277	26.9%
13	Caribbean Draw Poker				
14	Mini-Dice				
15	Fast Action Hold 'Em				
16	Casino War				
17	Countdown				
18	Spanish 21	4	453,700	1,588,806	28.6%
19	Colorado Hold'Em Poker				
20	Multi-Bacc				
21	Wild Aruba Stud Poker				
22	Monopoly Poker				
23	Table Slots				
24	Rainbow Dice				
25	Triple Shot				
26	Blackjack Switch				
27	Let's Get Wild Poker				
28	Boston 5 Stud Poker				
29	Double Cross Poker				
30	Double Attack Blackjack	1	58,939	351,781	16.8%
31	Shao Pai Gow				
32	6 to 5 Blackjack				
33	Four Card Poker	2	217,048	922,026	23.5%
34	Suspense 21				
35	Two Card Royal				
36	Player's Choice Poker				
37	Superfun 21				
38	Hawaii Hi-Lo				
39	Texas Hold 'Em Bonus Poker	2	117,021	980,036	11.9%
40	House Way Pai Gow Poker				
41	Flop Poker				
42	Two Card Joker Poker				
43	Ultimate Texas Hold 'Em				
44	Asia Poker	1	72,535	277,605	26.1%
45	Winner's Pot Poker				
46	1 Bet Threat Texas Hold 'Em				
47	Mississippi Stud				
48	Mini-Tex 3 Card Hold'Em				
	Total -(Must agree with line 7 on Pg 1)	34	\$ 2,552,331	\$ 11,290,576	22.6%