

# ATLANTIC CITY HILTON(RIH ACQUISITIONS N.J.,LLC) MONTHLY GROSS REVENUE TAX RETURN FOR THE MONTH OF SEPTEMBER, 2010

## CASINO WIN - CURRENT MONTH

Line (a)	Type of Game (b)	Authorized Units (c)	Win or (Loss) (d)	Drop/Handle (e)	Win or (Loss) Percentage (f)
<b>Table and Other Games:</b>					
1	Blackjack	37	\$ 1,237,146	\$ 9,736,791	12.7%
2	Craps	5	499,319	2,188,621	22.8%
3	Roulette	7	199,585	1,342,649	14.9%
4	Big Six	1	2,100	11,132	18.9%
5	Baccarat	0	0	0	0.0%
6	Minibaccarat	17	3,672	13,215,351	0.0%
7	Other Games - (Page 2)	23	716,840	3,548,108	20.2%
8	Subtotal - Table and Other Games	90	2,658,662	\$ 30,042,652	8.8%
9	Poker	2	15,788		
10	<b>Total - Table and Other Games</b>	<b>92</b>	<b>\$ 2,674,450</b>		

<b>Slot Machines:</b>					
11	\$ .01 and .02 Slot Machines	924	\$ 5,403,445	\$ 45,060,898	12.0%
12	\$ .05 Slot Machines	61	427,273	5,768,926	7.4%
13	\$ .25 Slot Machines	350	1,897,197	22,932,239	8.3%
14	\$ .50 Slot Machines	32	161,706	2,037,005	7.9%
15	\$ 1.00 Slot Machines	218	1,619,266	24,831,914	6.5%
16	\$ 5.00 Slot Machines	84	512,548	10,469,615	4.9%
17	\$ 25.00 Slot Machines	6	142,711	1,418,975	10.1%
18	\$100.00 Slot Machines	6	(19,495)	851,100	-2.3%
19	Multi-denominational Slot Machines	133	609,387	8,954,024	6.8%
20	Other Slot Machines	24	216,185	3,345,116	6.5%
21	<b>Total - Slot Machines</b>	<b>1,838</b>	<b>\$ 10,970,223</b>	<b>\$ 125,669,812</b>	<b>8.7%</b>
22	<b>Total Casino Win</b>		<b>\$ 13,644,673</b>		

## TAX ON GROSS REVENUE

23	Year-to-Date Table and Other Games Win .....	\$ 33,743,185	
24	Year-to-Date Slot Machine Win .....	96,203,793	
25	Year-to-Date Total Casino Win .....		<b>\$ 129,946,978</b>
26	Adjustments .....		
27	Year-To-Date Gross Revenue .....		<b>\$ 129,946,978</b>
28	Deduction for Eligible Promotional Gaming Credits .....		<b>\$ 11,790,998</b>
29	Year-To-Date Taxable Gross Revenue .....		<b>\$ 118,155,980</b>
30	Gross Revenue Tax (8% of line 29).....	\$ 9,452,478	
31	Less - Total Tax Paid in Prior Months.....		8,527,926
32	Total Tax Required for this Month (line 30 less line 31).....		\$ 924,552
33	Total Progressive Payout Liability - End of Month.....	\$ 1,538,089	
34	Authorized Casino Square Footage - End of Month.....	75,416	
35	Authorized Simulcasting Square Footage - End of Month.....		
36	Simulcasting Revenue for the Month.....		
37	Simulcasting Handle for the Month.....		
38	Promotional Gaming Credits Wagered for the Month.....	\$ 2,714,618	

Under penalties of perjury, I declare that I have examined this report, and to the best of my knowledge and belief, it is true and complete.

October 12, 2010  
DATE



JOANNE MCKENSIE

CASINO CONTROLLER (1231-11)  
TITLE (LICENSE NUMBER)

**ATLANTIC CITY HILTON(RIH ACQUISITIONS N.J.,LLC)**  
**MONTHLY GROSS REVENUE TAX RETURN**  
**SCHEDULE OF OTHER GAMES**  
**FOR THE MONTH OF SEPTEMBER, 2010**

Type of Game (b)	Authorized Units (c)	Win or (Loss) (d)	Drop (e)	Win or (Loss) Percentage (f)
Sic Bo	1	10,480	78,474	13.4%
Pai Gow Poker	4	73,566	499,966	14.7%
Pai Gow	5	177,102	897,702	19.7%
Keno				
Caribbean Stud Poker	1	9,833	41,228	23.9%
Let it Ride Poker	2	32,899	396,674	8.3%
Three Card Poker	6	334,556	1,019,866	32.8%
Spanish 21	2	77,213	480,247	16.1%
Double Attack Blackjack	0	0	0	
Four Card Poker	1	(3,350)	91,957	-3.6%
Texas Hold 'Em Bonus Poker				
House Way Pai Gow Poker				
Flop Poker	1	4,541	41,994	10.8%
Two Card Joker Poker				
Ultimate Texas Hold 'Em				
Asia Poker				
Winner's Pot Poker				
1 Bet Threat Texas Hold 'Em				
Mississippi Stud				
Mini-Tex 3 Card Hold'Em				
Supreme Pai Gow				
Total -(Must agree with line 7 on Pg 1)	23	\$ 716,840	\$ 3,548,108	20.2%

# BALLY'S ATLANTIC CITY

## MONTHLY GROSS REVENUE TAX RETURN

### FOR THE MONTH OF SEPTEMBER, 2010

#### CASINO WIN - CURRENT MONTH

Line (a)	Type of Game (b)	Authorized Units (c)	Win or (Loss) (d)	Drop/Handle (e)	Win or (Loss) Percentage (f)
Table and Other Games:					
1	Blackjack	72	\$ 3,751,702	\$ 21,182,533	17.7%
2	Craps	10	590,256	6,818,438	8.7%
3	Roulette	21	1,339,987	6,718,695	19.9%
4	Big Six	2	111,828	346,834	32.2%
5	Baccarat	4	131,061	926,647	14.1%
6	Minibaccarat	17	919,241	12,230,866	7.5%
7	Other Games - (Page 2)	55	2,921,478	13,002,253	22.5%
8	Subtotal - Table and Other Games	181	9,765,553	\$ 61,226,266	15.9%
9	Poker	26	323,260		
10	Total - Table and Other Games	207	\$ 10,088,813		


Slot Machines:					
11	\$ .01 and .02 Slot Machines	1,025	\$ 8,482,331	\$ 67,592,674	12.5%
12	\$ .05 Slot Machines	408	1,714,899	17,387,935	9.9%
13	\$ .25 Slot Machines	839	4,798,641	53,918,953	8.9%
14	\$ .50 Slot Machines	81	489,307	6,319,922	7.7%
15	\$ 1.00 Slot Machines	350	2,856,046	43,647,040	6.5%
16	\$ 5.00 Slot Machines	96	1,090,292	15,361,315	7.1%
17	\$ 25.00 Slot Machines	18	104,656	2,490,275	4.2%
18	\$100.00 Slot Machines	13	124,181	1,842,700	6.7%
19	Multi-denominational Slot Machines	567	3,278,576	40,188,740	8.2%
20	Other Slot Machines	30	301,128	3,128,838	9.6%
21	Total - Slot Machines	3,427	\$ 23,240,057	\$ 251,878,392	9.2%
22	Total Casino Win		\$ 33,328,870		

#### TAX ON GROSS REVENUE

23	Year-to-Date Table and Other Games Win .....	\$ 112,755,847
24	Year-to-Date Slot Machine Win .....	223,490,225
25	Year-to-Date Total Casino Win .....	<b>\$ 336,246,072</b>
26	Adjustments .....	
27	Year-To-Date Gross Revenue .....	<b>\$ 336,246,072</b>
28	Deduction for Eligible Promotional Gaming Credits .....	<b>\$ 26,778,852</b>
29	Year-To-Date Taxable Gross Revenue .....	<b>\$ 309,467,220</b>
30	Gross Revenue Tax (8% of line 29).....	\$ 24,757,378
31	Less - Total Tax Paid in Prior Months.....	22,470,396
32	Total Tax Required for this Month (line 30 less line 31).....	\$ 2,286,982
33	Total Progressive Payout Liability - End of Month.....	\$ 2,367,416
34	Authorized Casino Square Footage - End of Month.....	167,209
35	Authorized Simulcasting Square Footage - End of Month.....	9,393
36	Simulcasting Revenue for the Month.....	\$ 81,399
37	Simulcasting Handle for the Month.....	\$ 931,426
38	Promotional Gaming Credits Wagered for the Month.....	\$ 4,311,915

Under penalties of perjury, I declare that I have examined this report, and to the best of my knowledge and belief, it is true and complete.

October 12, 2010  
DATE

  
Alex Figueras

Vice President Finance (7438-11)  
TITLE (LICENSE NUMBER)

**BALLY'S ATLANTIC CITY**  
**MONTHLY GROSS REVENUE TAX RETURN**  
**SCHEDULE OF OTHER GAMES**  
**FOR THE MONTH OF SEPTEMBER, 2010**

Type of Game (b)	Authorized Units (c)	Win or (Loss) (d)	Drop (e)	Win or (Loss) Percentage (f)
Sic Bo	1	28,775	214,705	13.4%
Pai Gow Poker	8	208,112	1,445,808	14.4%
Pai Gow	3	279,964	1,765,501	15.9%
Keno				
Caribbean Stud Poker	2	150,129	542,604	27.7%
Let it Ride Poker	4	202,767	1,188,645	17.1%
Three Card Poker	15	959,718	3,103,668	30.9%
Spanish 21	8	409,495	1,856,301	22.1%
Double Attack Blackjack				
Four Card Poker	6	322,318	1,370,110	23.5%
Texas Hold 'Em Bonus Poker	3	70,664	340,058	20.8%
House Way Pai Gow Poker				
Flop Poker				
Two Card Joker Poker				
Ultimate Texas Hold 'Em	2	180,773	700,734	25.8%
Asia Poker	2	104,915	451,965	23.2%
Winner's Pot Poker	1	3,848	22,154	17.4%
1 Bet Threat Texas Hold 'Em				
Mississippi Stud				
Mini-Tex 3 Card Hold'Em				
Supreme Pai Gow				
Total -(Must agree with line 7 on Pg 1)	55	\$ 2,921,478	\$ 13,002,253	22.5%

# BORGATA HOTEL CASINO AND SPA MONTHLY GROSS REVENUE TAX RETURN FOR THE MONTH OF September, 2010

## CASINO WIN - CURRENT MONTH

Line (a)	Type of Game (b)	Authorized Units (c)	Win or (Loss) (d)	Drop/Handle (e)	Win or (Loss) Percentage (f)
Table and Other Games:					
1	Blackjack	84	\$ 4,444,460	\$ 65,226,941	6.8%
2	Craps	15	3,408,601	18,133,770	18.8%
3	Roulette	21	1,593,600	9,436,486	16.9%
4	Big Six	1	72,330	158,457	45.6%
5	Baccarat	2	648,878	3,092,669	21.0%
6	Minibaccarat	9	529,755	6,138,936	8.6%
7	Other Games - (Page 2)	52	3,550,134	16,969,285	20.9%
8	Subtotal - Table and Other Games	184	14,247,758	\$ 119,156,544	12.0%
9	Poker	125	2,613,811		
10	Total - Table and Other Games	309	\$ 16,861,569		


Slot Machines:					
11	\$ .01 and .02 Slot Machines	1,309	\$ 13,737,824	\$ 119,678,673	11.5%
12	\$ .05 Slot Machines	559	4,340,259	45,610,822	9.5%
13	\$ .25 Slot Machines	388	2,986,135	35,598,989	8.4%
14	\$ .50 Slot Machines	90	341,823	6,582,200	5.2%
15	\$ 1.00 Slot Machines	232	3,610,074	39,580,056	9.1%
16	\$ 5.00 Slot Machines	87	1,610,310	26,521,230	6.1%
17	\$ 25.00 Slot Machines	20	459,799	10,643,425	4.3%
18	\$100.00 Slot Machines	12	120,366	4,064,100	3.0%
19	Multi-denominational Slot Machines	718	8,265,398	130,629,620	6.3%
20	Other Slot Machines	45	657,199	11,881,772	5.5%
21	Total - Slot Machines	3,460	\$ 36,129,187	\$ 430,790,887	8.4%
22	Total Casino Win		\$ 52,990,756		

## TAX ON GROSS REVENUE

23	Year-to-Date Table and Other Games Win .....	\$ 172,731,381
24	Year-to-Date Slot Machine Win .....	325,725,507
25	Year-to-Date Total Casino Win .....	<b>\$ 498,456,888</b>
26	Adjustments .....	
27	Year-To-Date Gross Revenue .....	<b>\$ 498,456,888</b>
28	Deduction for Eligible Promotional Gaming Credits .....	<b>\$ 35,017,756</b>
29	Year-To-Date Taxable Gross Revenue .....	<b>\$ 463,439,132</b>
30	Gross Revenue Tax (8% of line 29).....	\$ 37,075,131
31	Less - Total Tax Paid in Prior Months.....	33,331,903
32	Total Tax Required for this Month (line 30 less line 31).....	\$ 3,743,228
33	Total Progressive Payout Liability - End of Month.....	\$ 868,804
34	Authorized Casino Square Footage - End of Month.....	136,667
35	Authorized Simulcasting Square Footage - End of Month.....	23,620
36	Simulcasting Revenue for the Month.....	\$ 186,649
37	Simulcasting Handle for the Month.....	\$ 2,137,094
38	Promotional Gaming Credits Wagered for the Month.....	\$ 5,618,533

Under penalties of perjury, I declare that I have examined this report, and to the best of my knowledge and belief, it is true and complete.

October 12, 2010  
DATE

  
Betty J. Parker

Casino Controller Lic . # 8038-11

# BORGATA HOTEL CASINO AND SPA MONTHLY GROSS REVENUE TAX RETURN SCHEDULE OF OTHER GAMES

FOR THE MONTH OF September, 2010

Type of Game (b)	Authorized Units (c)	Win or (Loss) (d)	Drop (e)	Win or (Loss) Percentage (f)
Sic Bo				
Pai Gow Poker	6	412,379	1,634,229	25.2%
Pai Gow	2	106,436	612,357	17.4%
Keno				
Caribbean Stud Poker	4	238,741	834,923	28.6%
Let it Ride Poker	5	323,983	2,243,768	14.4%
Three Card Poker	16	1,068,094	5,372,054	19.9%
Spanish 21	5	361,887	2,054,407	17.6%
Double Attack Blackjack				
Four Card Poker	4	420,767	1,780,832	23.6%
Texas Hold 'Em Bonus Poker	4	300,996	918,919	32.8%
House Way Pai Gow Poker				
Flop Poker	4	179,056	1,086,970	16.5%
Two Card Joker Poker				
Ultimate Texas Hold 'Em				
Asia Poker	2	137,795	430,826	32.0%
Winner's Pot Poker				
1 Bet Threat Texas Hold 'Em				
Mississippi Stud				
Mini-Tex 3 Card Hold'Em				
Supreme Pai Gow				
Total -(Must agree with line 7 on Pg 1)	52	\$ 3,550,134	\$ 16,969,285	20.9%

# CAESARS ATLANTIC CITY

## MONTHLY GROSS REVENUE TAX RETURN

FOR THE MONTH OF SEPTEMBER, 2010

### CASINO WIN - CURRENT MONTH

Line (a)	Type of Game (b)	Authorized Units (c)	Win or (Loss) (d)	Drop/Handle (e)	Win or (Loss) Percentage (f)
Table and Other Games:					
1	Blackjack	60	\$ 6,067,602	\$ 45,098,280	13.5%
2	Craps	13	2,019,578	10,656,234	19.0%
3	Roulette	16	1,021,332	6,409,868	15.9%
4	Big Six	1	34,711	75,443	46.0%
5	Baccarat	3	900,234	3,800,756	23.7%
6	Minibaccarat	11	(127,429)	11,163,267	-1.1%
7	Other Games - (Page 2)	45	3,264,665	13,375,894	24.4%
8	Subtotal - Table and Other Games	149	13,180,693	\$ 90,579,742	14.6%
9	Poker	32	402,399		
10	<b>Total - Table and Other Games</b>	<b>181</b>	<b>\$ 13,583,092</b>		
Slot Machines:					
11	\$ .01 and .02 Slot Machines	937	\$ 8,709,699	\$ 72,235,104	12.1%
12	\$ .05 Slot Machines	235	1,704,753	13,464,685	12.7%
13	\$ .25 Slot Machines	411	2,180,467	21,602,900	10.1%
14	\$ .50 Slot Machines	58	323,779	2,902,321	11.2%
15	\$ 1.00 Slot Machines	302	2,587,701	29,865,775	8.7%
16	\$ 5.00 Slot Machines	64	850,225	16,256,695	5.2%
17	\$ 25.00 Slot Machines	18	485,763	6,502,850	7.5%
18	\$100.00 Slot Machines	14	361,864	3,053,700	11.9%
19	Multi-denominational Slot Machines	428	3,034,512	41,678,072	7.3%
20	Other Slot Machines	45	539,046	9,565,676	5.6%
21	<b>Total - Slot Machines</b>	<b>2,512</b>	<b>\$ 20,777,809</b>	<b>\$ 217,127,778</b>	<b>9.6%</b>
22	<b>Total Casino Win</b>		<b>\$ 34,360,901</b>		

### TAX ON GROSS REVENUE

23	Year-to-Date Table and Other Games Win .....	\$ 126,771,190
24	Year-to-Date Slot Machine Win .....	193,703,735
25	Year-to-Date Total Casino Win .....	<b>\$ 320,474,925</b>
26	Adjustments .....	<b>\$ 58,943</b>
27	Year-To-Date Gross Revenue .....	<b>\$ 320,533,868</b>
28	Deduction for Eligible Promotional Gaming Credits .....	<b>\$ 25,337,286</b>
29	Year-To-Date Taxable Gross Revenue .....	<b>\$ 295,196,582</b>
30	Gross Revenue Tax (8% of line 29).....	\$ 23,615,727
31	Less - Total Tax Paid in Prior Months.....	21,222,951
32	<b>Total Tax Required for this Month (line 30 less line 31).....</b>	<b>\$ 2,392,776</b>
33	Total Progressive Payout Liability - End of Month.....	\$ 909,975
34	Authorized Casino Square Footage - End of Month.....	111,201
35	Authorized Simulcasting Square Footage - End of Month.....	30,081
36	Simulcasting Revenue for the Month.....	\$ 55,063
37	Simulcasting Handle for the Month.....	\$ 782,135
38	Promotional Gaming Credits Wagered for the Month.....	\$ 4,044,610

Under penalties of perjury, I declare that I have examined this report, and to the best of my knowledge and belief, it is true and complete.

October 12, 2010  
DATE

  
DONNA HOGAN

OPERATIONAL CONTROLLER (7516-11)  
TITLE (LICENSE NUMBER)

**CAESARS ATLANTIC CITY  
MONTHLY GROSS REVENUE TAX RETURN  
SCHEDULE OF OTHER GAMES  
FOR THE MONTH OF SEPTEMBER, 2010**

Type of Game (b)	Authorized Units (c)	Win or (Loss) (d)	Drop (e)	Win or (Loss) Percentage (f)
Sic Bo	1	33,622	116,956	28.7%
Pai Gow Poker	6	446,955	2,012,702	22.2%
Pai Gow	5	445,389	2,589,360	17.2%
Keno	3	10,356	70,125	14.8%
Caribbean Stud Poker	2	63,565	273,820	23.2%
Let it Ride Poker	3	133,144	539,900	24.7%
Three Card Poker	8	1,046,700	3,235,118	32.4%
Spanish 21	6	409,809	1,545,232	26.5%
Double Attack Blackjack	1	80,906	355,295	22.8%
Four Card Poker	4	303,615	1,342,629	22.6%
Texas Hold 'Em Bonus Poker	2	44,508	293,224	15.2%
House Way Pai Gow Poker				
Flop Poker				
Two Card Joker Poker				
Ultimate Texas Hold 'Em	1	34,013	218,942	15.5%
Asia Poker	2	181,541	601,186	30.2%
Winner's Pot Poker				
1 Bet Threat Texas Hold 'Em				
Mississippi Stud	1	30,542	181,405	16.8%
Mini-Tex 3 Card Hold'Em				
Supreme Pai Gow				
Total -(Must agree with line 7 on Pg 1)	45	\$ 3,264,665	\$ 13,375,894	24.4%



# HARRAH'S RESORT ATLANTIC CITY

## MONTHLY GROSS REVENUE TAX RETURN

FOR THE MONTH OF SEPTEMBER, 2010

### CASINO WIN - CURRENT MONTH


Line (a)	Type of Game (b)	Authorized Units (c)	Win or (Loss) (d)	Drop/Handle (e)	Win or (Loss) Percentage (f)
Table and Other Games:					
1	Blackjack	69	\$ 3,554,214	\$ 29,698,597	12.0%
2	Craps	8	763,376	6,015,555	12.7%
3	Roulette	12	848,156	4,525,521	18.7%
4	Big Six	1	7,421	21,832	34.0%
5	Baccarat	0	0	0	0.0%
6	Minibaccarat	6	586,331	4,938,380	11.9%
7	Other Games - (Page 2)	31	1,686,895	7,457,813	22.6%
8	Subtotal - Table and Other Games	127	7,446,393	\$ 52,657,698	14.1%
9	Poker	40	516,594		
10	Total - Table and Other Games	167	\$ 7,962,987		
Slot Machines:					
11	\$ .01 and .02 Slot Machines	453	\$ 3,421,472	\$ 43,566,404	7.9%
12	\$ .05 Slot Machines	373	4,454,902	38,778,518	11.5%
13	\$ .25 Slot Machines	517	5,063,413	43,952,580	11.5%
14	\$ .50 Slot Machines	21	118,450	892,426	13.3%
15	\$ 1.00 Slot Machines	191	3,290,134	32,618,337	10.1%
16	\$ 5.00 Slot Machines	58	809,995	11,094,475	7.3%
17	\$ 25.00 Slot Machines	16	245,485	4,118,150	6.0%
18	\$100.00 Slot Machines	2	229,070	1,167,300	19.6%
19	Multi-denominational Slot Machines	1,204	11,108,066	151,835,604	7.3%
20	Other Slot Machines	34	209,195	3,368,038	6.2%
21	Total - Slot Machines	2,869	\$ 28,950,182	\$ 331,391,832	8.7%
22	Total Casino Win		\$ 36,913,169		

### TAX ON GROSS REVENUE

23	Year-to-Date Table and Other Games Win .....	\$ 80,946,962	
24	Year-to-Date Slot Machine Win .....	273,755,916	
25	Year-to-Date Total Casino Win .....	<b>\$ 354,702,878</b>	
26	Adjustments .....	<b>\$ 4,000</b>	
27	Year-To-Date Gross Revenue .....	<b>\$ 354,706,878</b>	
28	Deduction for Eligible Promotional Gaming Credits .....	<b>\$ 24,980,052</b>	
29	Year-To-Date Taxable Gross Revenue .....	<b>\$ 329,726,826</b>	
30	Gross Revenue Tax (8% of line 29).....	\$ 26,378,146	
31	Less - Total Tax Paid in Prior Months.....	23,778,940	
32	Total Tax Required for this Month (line 30 less line 31).....	\$ 2,599,206	
33	Total Progressive Payout Liability - End of Month.....	\$ 1,681,424	
34	Authorized Casino Square Footage - End of Month.....	177,001	
35	Authorized Simulcasting Square Footage - End of Month.....	569	
36	Simulcasting Revenue for the Month.....	\$ 40,909	
37	Simulcasting Handle for the Month.....	\$ 509,888	
38	Promotional Gaming Credits Wagered for the Month.....	\$ 3,924,513	

Under penalties of perjury, I declare that I have examined this report, and to the best of my knowledge and belief, it is true and complete.

October 12, 2010  
DATE

  
Joseph Lodise

Operations Controller (008900-11)  
TITLE (LICENSE NUMBER)

**HARRAH'S RESORT ATLANTIC CITY  
MONTHLY GROSS REVENUE TAX RETURN  
SCHEDULE OF OTHER GAMES  
FOR THE MONTH OF SEPTEMBER, 2010**

Type of Game (b)	Authorized Units (c)	Win or (Loss) (d)	Drop (e)	Win or (Loss) Percentage (f)
Red Dog				
Sic Bo				
Pai Gow Poker	2	144,862	605,392	23.9%
Pai Gow	2	41,183	294,242	14.0%
Keno	4	42,968	121,160	35.5%
Caribbean Stud Poker	1	38,945	227,019	17.2%
Let it Ride Poker	4	182,867	1,259,954	14.5%
Three Card Poker	10	811,100	2,708,154	30.0%
Spanish 21	1	73,932	343,565	21.5%
Double Attack Blackjack	1	25,349	80,491	31.5%
Four Card Poker	2	70,818	503,475	14.1%
Texas Hold 'Em Bonus Poker	1	98,744	389,723	25.3%
House Way Pai Gow Poker				
Flop Poker	3	156,127	924,638	16.9%
Two Card Joker Poker				
Ultimate Texas Hold 'Em				
Asia Poker				
Winner's Pot Poker				
1 Bet Threat Texas Hold 'Em				
Mississippi Stud				
Mini-Tex 3 Card Hold'Em				
Supreme Pai Gow				
Total -(Must agree with line 7 on Pg 1)	31	\$ 1,686,895	\$ 7,457,813	22.6%

# RESORTS ATLANTIC CITY

## MONTHLY GROSS REVENUE TAX RETURN

FOR THE MONTH OF SEPTEMBER, 2010

### CASINO WIN - CURRENT MONTH

Line (a)	Type of Game (b)	Authorized Units (c)	Win or (Loss) (d)	Drop/Handle (e)	Win or (Loss) Percentage (f)
Table and Other Games:					
1	Blackjack	33	\$ 777,201	\$ 7,894,814	9.8%
2	Craps	5	244,202	1,853,874	13.2%
3	Roulette	9	250,774	1,396,115	18.0%
4	Big Six	1	20,207	40,091	50.4%
5	Baccarat	1	147,831	197,240	74.9%
6	Minibaccarat	20	1,261,607	10,813,850	11.7%
7	Other Games - (Page 2)	14	518,143	2,548,497	20.3%
8	Subtotal - Table and Other Games	83	3,219,965	\$ 24,744,481	13.0%
9	Poker	0	0		
10	Total - Table and Other Games	83	\$ 3,219,965		

Slot Machines:					
11	\$ .01 and .02 Slot Machines	600	\$ 3,295,317	\$ 27,818,994	11.8%
12	\$ .05 Slot Machines	155	395,291	4,562,793	8.7%
13	\$ .25 Slot Machines	373	1,290,050	14,003,901	9.2%
14	\$ .50 Slot Machines	47	102,218	1,635,827	6.2%
15	\$ 1.00 Slot Machines	166	609,102	9,555,419	6.4%
16	\$ 5.00 Slot Machines	61	274,394	3,830,255	7.2%
17	\$ 25.00 Slot Machines	9	121,889	1,836,550	6.6%
18	\$100.00 Slot Machines	9	146,400	1,467,000	10.0%
19	Multi-denominational Slot Machines	771	3,380,144	41,916,352	8.1%
20	Other Slot Machines	20	107,791	1,747,218	6.2%
21	Total - Slot Machines	2,211	\$ 9,722,596	\$ 108,374,309	9.0%
22	Total Casino Win		\$ 12,942,561		

### TAX ON GROSS REVENUE

23	Year-to-Date Table and Other Games Win .....	\$ 33,073,877	
24	Year-to-Date Slot Machine Win .....	90,838,600	
25	Year-to-Date Total Casino Win .....	<b>\$ 123,912,477</b>	
26	Adjustments .....	<b>\$ (2,372)</b>	
27	Year-To-Date Gross Revenue .....	<b>\$ 123,910,105</b>	
28	Deduction for Eligible Promotional Gaming Credits .....	<b>\$ 10,103,553</b>	
29	Year-To-Date Taxable Gross Revenue .....	<b>\$ 113,806,552</b>	
30	Gross Revenue Tax (8% of line 29).....	\$ 9,104,524	
31	Less - Total Tax Paid in Prior Months.....	8,143,752	
32	Total Tax Required for this Month (line 30 less line 31).....	\$ 960,772	
33	Total Progressive Payout Liability - End of Month.....	\$ 788,017	
34	Authorized Casino Square Footage - End of Month.....	99,030	
35	Authorized Simulcasting Square Footage - End of Month.....		
36	Simulcasting Revenue for the Month.....		
37	Simulcasting Handle for the Month.....		
38	Promotional Gaming Credits Wagered for the Month.....	\$ 1,924,543	

Under penalties of perjury, I declare that I have examined this report, and to the best of my knowledge and belief, it is true and complete.

October 12, 2010  
DATE

*Walter Simon*  
Walter Simon

Director Operational Accting 3930-11  
TITLE (LICENSE NUMBER)

**RESORTS ATLANTIC CITY**  
**MONTHLY GROSS REVENUE TAX RETURN**  
**FOR THE MONTH OF SEPTEMBER, 2010**

Type of Game (b)	Authorized Units (c)	Win or (Loss) (d)	Drop (e)	Win or (Loss) Percentage (f)
Sic Bo				
Pai Gow Poker	1	29,009	230,872	12.6%
Pai Gow	2	78,740	509,893	15.4%
Keno				
Caribbean Stud Poker				
Let it Ride Poker	2	78,311	448,438	17.5%
Three Card Poker	5	203,996	779,379	26.2%
Spanish 21	3	123,580	554,990	22.3%
Double Attack Blackjack				
Four Card Poker				
Texas Hold 'Em Bonus Poker	1	4,507	24,925	18.1%
House Way Pai Gow Poker				
Flop Poker				
Two Card Joker Poker				
Ultimate Texas Hold 'Em				
Asia Poker				
Winner's Pot Poker				
1 Bet Threat Texas Hold 'Em				
Mississippi Stud				
Mini-Tex 3 Card Hold'Em				
Supreme Pai Gow				
Total -(Must agree with line 7 on Pg 1)	14	\$ 518,143	\$ 2,548,497	20.3%

# SHOWBOAT

## MONTHLY GROSS REVENUE TAX RETURN

FOR THE MONTH OF SEPTEMBER, 2010

### CASINO WIN - CURRENT MONTH

Line (a)	Type of Game (b)	Authorized Units (c)	Win or (Loss) (d)	Drop/Handle (e)	Win or (Loss) Percentage (f)
Table and Other Games:					
1	Blackjack	46	\$ 1,223,367	\$ 8,705,040	14.1%
2	Craps	5	408,903	2,518,258	16.2%
3	Roulette	9	406,073	1,960,204	20.7%
4	Big Six	1	36,152	92,987	38.9%
5	Baccarat				0.0%
6	Minibaccarat	8	1,379,860	6,147,409	22.4%
7	Other Games - (Page 2)	22	1,123,243	4,682,681	24.0%
8	Subtotal - Table and Other Games	91	4,577,598	\$ 24,106,579	19.0%
9	Poker	28	221,169		
10	Total - Table and Other Games	119	\$ 4,798,767		


Slot Machines:					
11	\$ .01 and .02 Slot Machines	549	\$ 4,391,854	\$ 37,101,618	11.8%
12	\$ .05 Slot Machines	147	2,448,806	17,521,018	14.0%
13	\$ .25 Slot Machines	290	2,141,223	22,042,233	9.7%
14	\$ .50 Slot Machines	3	12,732	165,073	7.7%
15	\$ 1.00 Slot Machines	180	897,453	17,561,472	5.1%
16	\$ 5.00 Slot Machines	29	90,685	3,884,120	2.3%
17	\$ 25.00 Slot Machines	3	32,300	502,000	6.4%
18	\$100.00 Slot Machines	3	(339)	153,000	-0.2%
19	Multi-denominational Slot Machines	1,438	9,180,397	87,035,889	10.5%
20	Other Slot Machines	5	26,078	635,960	4.1%
21	Total - Slot Machines	2,647	\$ 19,221,189	\$ 186,602,383	10.3%
22	Total Casino Win		\$ 24,019,956		

### TAX ON GROSS REVENUE

23	Year-to-Date Table and Other Games Win .....	\$ 41,468,204
24	Year-to-Date Slot Machine Win .....	184,507,156
25	Year-to-Date Total Casino Win .....	<b>\$ 225,975,360</b>
26	Adjustments .....	<b>\$ 11,275</b>
27	Year-To-Date Gross Revenue .....	<b>\$ 225,986,635</b>
28	Deduction for Eligible Promotional Gaming Credits .....	<b>\$ 17,287,104</b>
29	Year-To-Date Taxable Gross Revenue .....	<b>\$ 208,699,531</b>
30	Gross Revenue Tax (8% of line 29).....	\$ 16,695,962
31	Less - Total Tax Paid in Prior Months.....	15,018,441
32	Total Tax Required for this Month (line 30 less line 31).....	\$ 1,677,521
33	Total Progressive Payout Liability - End of Month.....	\$ 1,596,116
34	Authorized Casino Square Footage - End of Month.....	122,454
35	Authorized Simulcasting Square Footage - End of Month.....	17,086
36	Simulcasting Revenue for the Month.....	\$ 35,757
37	Simulcasting Handle for the Month.....	\$ 423,835
38	Promotional Gaming Credits Wagered for the Month.....	\$ 4,520,517

Under penalties of perjury, I declare that I have examined this report, and to the best of my knowledge and belief, it is true and complete.

October 8, 2010  
DATE

  
Gail Myers

Operations Controller - 3470-11  
TITLE (LICENSE NUMBER)

**SHOWBOAT  
MONTHLY GROSS REVENUE TAX RETURN  
SCHEDULE OF OTHER GAMES  
FOR THE MONTH OF SEPTEMBER, 2010**

Type of Game (b)	Authorized Units (c)	Win or (Loss) (d)	Drop (e)	Win or (Loss) Percentage (f)
Sic Bo				
Pai Gow Poker	3	120,899	629,636	19.2%
Pai Gow	2	45,269	526,066	8.6%
Keno				
Caribbean Stud Poker	1	8,424	20,749	40.6%
Let it Ride Poker	3	143,994	572,224	25.2%
Three Card Poker	7	524,194	1,556,227	33.7%
Spanish 21	1	54,583	283,412	19.3%
Double Attack Blackjack	1	103,597	316,864	32.7%
Four Card Poker	1	65,157	268,888	24.2%
Texas Hold 'Em Bonus Poker				
House Way Pai Gow Poker				
Flop Poker	2	30,244	349,856	8.6%
Two Card Joker Poker				
Ultimate Texas Hold 'Em	1	26,882	158,759	16.9%
Asia Poker				
Winner's Pot Poker				
1 Bet Threat Texas Hold 'Em				
Mississippi Stud				
Mini-Tex 3 Card Hold'Em				
Supreme Pai Gow				
Total -(Must agree with line 7 on Pg 1)	22	\$ 1,123,243	\$ 4,682,681	24.0%

# TROPICANA CASINO & RESORT

## MONTHLY GROSS REVENUE TAX RETURN

FOR THE MONTH OF SEPTEMBER, 2010

### CASINO WIN - CURRENT MONTH


Line (a)	Type of Game (b)	Authorized Units (c)	Win or (Loss) (d)	Drop/Handle (e)	Win or (Loss) Percentage (f)
Table and Other Games:					
1	Blackjack	63	\$ 3,055,275	\$ 18,204,956	16.8%
2	Craps	8	1,528,263	5,549,989	27.5%
3	Roulette	15	761,578	4,641,478	16.4%
4	Big Six	1	80,150	222,858	36.0%
5	Baccarat	1	(23,290)	51,175	-45.5%
6	Minibaccarat	11	654,727	8,492,516	7.7%
7	Other Games - (Page 2)	26	1,619,850	6,893,927	23.5%
8	Subtotal - Table and Other Games	125	7,676,553	\$ 44,056,899	17.4%
9	Poker	34	389,171		
10	Total - Table and Other Games	159	\$ 8,065,724		
Slot Machines:					
11	\$ .01 and .02 Slot Machines	907	\$ 6,314,170	\$ 54,484,837	11.6%
12	\$ .05 Slot Machines	222	908,132	11,712,538	7.8%
13	\$ .25 Slot Machines	281	1,728,910	23,734,214	7.3%
14	\$ .50 Slot Machines	34	261,853	3,406,138	7.7%
15	\$ 1.00 Slot Machines	222	1,509,741	20,855,837	7.2%
16	\$ 5.00 Slot Machines	53	367,202	4,906,695	7.5%
17	\$ 25.00 Slot Machines	15	(77,707)	765,200	-10.2%
18	\$100.00 Slot Machines	12	36,400	350,000	10.4%
19	Multi-denominational Slot Machines	1,238	6,016,925	76,312,975	7.9%
20	Other Slot Machines	46	180,706	3,061,982	5.9%
21	Total - Slot Machines	3,030	\$ 17,246,332	\$ 199,590,416	8.6%
22	Total Casino Win		\$ 25,312,056		

### TAX ON GROSS REVENUE

23	Year-to-Date Table and Other Games Win .....	\$ 65,314,887
24	Year-to-Date Slot Machine Win .....	160,045,058
25	Year-to-Date Total Casino Win .....	<b>\$ 225,359,945</b>
26	Adjustments .....	
27	Year-To-Date Gross Revenue .....	<b>\$ 225,359,945</b>
28	Deduction for Eligible Promotional Gaming Credits .....	<b>\$ 17,088,453</b>
29	Year-To-Date Taxable Gross Revenue .....	<b>\$ 208,271,492</b>
30	Gross Revenue Tax (8% of line 29).....	\$ 16,661,719
31	Less - Total Tax Paid in Prior Months.....	14,878,816
32	Total Tax Required for this Month (line 30 less line 31).....	\$ 1,782,903
33	Total Progressive Payout Liability - End of Month.....	\$ 1,410,239
34	Authorized Casino Square Footage - End of Month.....	138,130
35	Authorized Simulcasting Square Footage - End of Month.....	
36	Simulcasting Revenue for the Month.....	
37	Simulcasting Handle for the Month.....	
38	Promotional Gaming Credits Wagered for the Month.....	\$ 3,605,903

Under penalties of perjury, I declare that I have examined this report, and to the best of my knowledge and belief, it is true and complete.

October 12, 2010  
DATE

  
Jeff Bohrer

Casino Controller 7488-11

**TROPICANA CASINO & RESORT  
MONTHLY GROSS REVENUE TAX RETURN  
SCHEDULE OF OTHER GAMES  
FOR THE MONTH OF SEPTEMBER, 2010**

Type of Game (b)	Authorized Units (c)	Win or (Loss) (d)	Drop (e)	Win or (Loss) Percentage (f)
Sic Bo				
Pai Gow Poker	2	45,795	623,209	7.3%
Pai Gow	3	174,417	740,208	23.6%
Keno				
Caribbean Stud Poker	1	64,419	285,448	22.6%
Let it Ride Poker	3	72,264	387,711	18.6%
Three Card Poker	8	621,968	2,127,149	29.2%
Spanish 21	4	364,055	1,311,245	27.8%
Double Attack Blackjack	1	98,635	391,530	25.2%
Four Card Poker	2	50,696	457,767	11.1%
Texas Hold 'Em Bonus Poker	2	127,601	569,660	22.4%
House Way Pai Gow Poker				
Flop Poker				
Two Card Joker Poker				
Ultimate Texas Hold 'Em				
Asia Poker				
Winner's Pot Poker				
1 Bet Threat Texas Hold 'Em				
Mississippi Stud				
Mini-Tex 3 Card Hold'Em				
Total -(Must agree with line 7 on Pg 1)	26	\$ 1,619,850	\$ 6,893,927	23.5%



# TRUMP MARINA

## MONTHLY GROSS REVENUE TAX RETURN

FOR THE MONTH OF September, 2010

### CASINO WIN - CURRENT MONTH


Line (a)	Type of Game (b)	Authorized Units (c)	Win or (Loss) (d)	Drop/Handle (e)	Win or (Loss) Percentage (f)
Table and Other Games:					
1	Blackjack	26	\$ 944,143	\$ 5,060,158	18.7%
2	Craps	6	336,823	2,374,971	14.2%
3	Roulette	6	185,852	1,004,991	18.5%
4	Big Six	0	0	0	0.0%
5	Baccarat	0	0	0	0.0%
6	Minibaccarat	11	1,168,770	8,208,158	14.2%
7	Other Games - (Page 2)	21	645,080	2,887,786	22.3%
8	Subtotal - Table and Other Games	70	3,280,668	\$ 19,536,064	16.8%
9	Poker				
10	Total - Table and Other Games	70	\$ 3,280,668		
Slot Machines:					
11	\$ .01 and .02 Slot Machines	601	\$ 4,376,964	\$ 40,050,531	10.9%
12	\$ .05 Slot Machines	227	1,036,628	11,058,613	9.4%
13	\$ .25 Slot Machines	357	1,391,053	16,980,338	8.2%
14	\$ .50 Slot Machines	40	144,544	1,947,717	7.4%
15	\$ 1.00 Slot Machines	215	1,054,845	14,101,352	7.5%
16	\$ 5.00 Slot Machines	48	226,881	3,856,240	5.9%
17	\$ 25.00 Slot Machines	10	64,854	841,550	7.7%
18	\$100.00 Slot Machines	5	32,682	513,700	6.4%
19	Multi-denominational Slot Machines	229	1,369,681	16,366,348	8.4%
20	Other Slot Machines	16	44,750	1,005,184	4.5%
21	Total - Slot Machines	1,748	\$ 9,742,882	\$ 106,721,573	9.1%
22	Total Casino Win		\$ 13,023,550		

### TAX ON GROSS REVENUE

23	Year-to-Date Table and Other Games Win .....	\$ 25,438,686
24	Year-to-Date Slot Machine Win .....	87,347,569
25	Year-to-Date Total Casino Win .....	<b>\$ 112,786,255</b>
26	Adjustments .....	<b>\$ (1,123)</b>
27	Year-To-Date Gross Revenue .....	<b>\$ 112,785,132</b>
28	Deduction for Eligible Promotional Gaming Credits .....	<b>\$ 9,635,041</b>
29	Year-To-Date Taxable Gross Revenue .....	<b>\$ 103,150,091</b>
30	Gross Revenue Tax (8% of line 29).....	\$ 8,252,007
31	Less - Total Tax Paid in Prior Months.....	7,346,747
32	Total Tax Required for this Month (line 30 less line 31).....	\$ 905,260
33	Total Progressive Payout Liability - End of Month.....	\$ 738,575
34	Authorized Casino Square Footage - End of Month.....	78,535
35	Authorized Simulcasting Square Footage - End of Month.....	
36	Simulcasting Revenue for the Month.....	
37	Simulcasting Handle for the Month.....	
38	Promotional Gaming Credits Wagered for the Month.....	\$ 1,619,113

Under penalties of perjury, I declare that I have examined this report, and to the best of my knowledge and belief, it is true and complete.

October 12, 2010  
DATE



Robert Allen

Director of Casino Finance 6793-11  
TITLE (LICENSE NUMBER)

**TRUMP MARINA**  
**MONTHLY GROSS REVENUE TAX RETURN**  
**SCHEDULE OF OTHER GAMES**  
**FOR THE MONTH OF September, 2010**

Type of Game (b)	Authorized Units (c)	Win or (Loss) (d)	Drop (e)	Win or (Loss) Percentage (f)
Sic Bo				
Pai Gow Poker	2	43,655	264,528	16.5%
Pai Gow	1	30,779	115,254	26.7%
Keno				
Caribbean Stud Poker	1	31,143	106,674	29.2%
Let it Ride Poker	2	76,716	493,038	15.6%
Three Card Poker	5	272,950	924,747	29.5%
Spanish 21	3	57,684	303,431	19.0%
Double Attack Blackjack				
Four Card Poker	1	30,920	161,325	19.2%
Texas Hold 'Em Bonus Poker	1	0	0	
House Way Pai Gow Poker				
Flop Poker	1	8,706	47,761	18.2%
Two Card Joker Poker				
Ultimate Texas Hold 'Em	2	33,542	196,304	17.1%
Asia Poker				
Winner's Pot Poker				
1 Bet Threat Texas Hold 'Em				
Mississippi Stud	1	48,150	244,802	19.7%
Mini-Tex 3 Card Hold'Em	1	10,835	29,922	36.2%
Supreme Pai Gow				
Total -(Must agree with line 7 on Pg 1)	21	\$ 645,080	\$ 2,887,786	22.3%

# TRUMP PLAZA ASSOCIATES

## MONTHLY GROSS REVENUE TAX RETURN

### FOR THE MONTH OF SEPTEMBER, 2010

#### CASINO WIN - CURRENT MONTH

Line (a)	Type of Game (b)	Authorized Units (c)	Win or (Loss) (d)	Drop/Handle (e)	Win or (Loss) Percentage (f)
Table and Other Games:					
1	Blackjack	30	\$ 1,264,096	\$ 10,399,582	12.2%
2	Craps	4	328,924	2,814,296	11.7%
3	Roulette	8	421,306	2,031,121	20.7%
4	Big Six	0	0	0	0.0%
5	Baccarat	0	0	0	0.0%
6	Minibaccarat	9	530,565	6,082,612	8.7%
7	Other Games - (Page 2)	20	930,196	5,186,124	17.9%
8	Subtotal - Table and Other Games	71	3,475,087	\$ 26,513,735	13.1%
9	Poker				
10	Total - Table and Other Games	71	\$ 3,475,087		

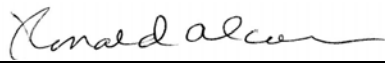
Slot Machines:					
11	\$ .01 and .02 Slot Machines	606	\$ 4,323,092	\$ 37,787,087	11.4%
12	\$ .05 Slot Machines	154	636,541	6,361,517	10.0%
13	\$ .25 Slot Machines	462	2,188,743	26,683,860	8.2%
14	\$ .50 Slot Machines	70	385,211	6,878,097	5.6%
15	\$ 1.00 Slot Machines	148	951,429	13,618,241	7.0%
16	\$ 5.00 Slot Machines	39	329,760	6,549,425	5.0%
17	\$ 25.00 Slot Machines	12	168,475	2,049,850	8.2%
18	\$100.00 Slot Machines	6	29,025	134,800	21.5%
19	Multi-denominational Slot Machines	146	1,049,589	16,437,312	6.4%
20	Other Slot Machines	65	444,453	6,458,946	6.9%
21	Total - Slot Machines	1,708	\$ 10,506,318	\$ 122,959,135	8.5%
22	Total Casino Win		\$ 13,981,405		

#### TAX ON GROSS REVENUE

23	Year-to-Date Table and Other Games Win .....	\$ 40,955,313
24	Year-to-Date Slot Machine Win .....	97,518,344
25	Year-to-Date Total Casino Win .....	<b>\$ 138,473,657</b>
26	Adjustments .....	<b>\$ 44,689</b>
27	Year-To-Date Gross Revenue .....	<b>\$ 138,518,346</b>
28	Deduction for Eligible Promotional Gaming Credits .....	<b>\$ 11,888,927</b>
29	Year-To-Date Taxable Gross Revenue .....	<b>\$ 126,629,419</b>
30	Gross Revenue Tax (8% of line 29).....	\$ 10,130,354
31	Less - Total Tax Paid in Prior Months.....	9,180,178
32	Total Tax Required for this Month (line 30 less line 31).....	\$ 950,176
33	Total Progressive Payout Liability - End of Month.....	\$ 603,192
34	Authorized Casino Square Footage - End of Month.....	86,923
35	Authorized Simulcasting Square Footage - End of Month.....	
36	Simulcasting Revenue for the Month.....	
37	Simulcasting Handle for the Month.....	
38	Promotional Gaming Credits Wagered for the Month.....	\$ 1,446,407

Under penalties of perjury, I declare that I have examined this report, and to the best of my knowledge and belief, it is true and complete.

October 12, 2010  
DATE

  
Ron Alcorn

Casino Controller (1623-11)  
TITLE (LICENSE NUMBER)

**TRUMP PLAZA ASSOCIATES**  
**MONTHLY GROSS REVENUE TAX RETURN**  
**SCHEDULE OF OTHER GAMES**  
**FOR THE MONTH OF SEPTEMBER, 2010**

Type of Game (b)	Authorized Units (c)	Win or (Loss) (d)	Drop (e)	Win or (Loss) Percentage (f)
Sic Bo				
Pai Gow Poker	2	169,457	655,929	25.8%
Pai Gow	2	34,343	654,277	5.2%
Keno				
Caribbean Stud Poker				
Let it Ride Poker	2	129,924	523,195	24.8%
Three Card Poker	6	298,988	1,588,162	18.8%
Spanish 21	3	156,132	932,092	16.8%
Double Attack Blackjack				
Four Card Poker	2	112,840	482,807	23.4%
Texas Hold 'Em Bonus Poker	2	9,995	291,979	3.4%
House Way Pai Gow Poker				
Flop Poker				
Two Card Joker Poker				
Ultimate Texas Hold 'Em				
Asia Poker	1	18,517	57,683	32.1%
Winner's Pot Poker				
1 Bet Threat Texas Hold 'Em				
Mississippi Stud				
Mini-Tex 3 Card Hold'Em				
Supreme Pai Gow				
Total -(Must agree with line 7 on Pg 1)	20	\$ 930,196	\$ 5,186,124	17.9%

# TRUMP TAJ MAHAL CASINO RESORT MONTHLY GROSS REVENUE TAX RETURN FOR THE MONTH OF SEPTEMBER, 2010

## CASINO WIN - CURRENT MONTH

Line (a)	Type of Game (b)	Authorized Units (c)	Win or (Loss) (d)	Drop/Handle (e)	Win or (Loss) Percentage (f)
Table and Other Games:					
1	Blackjack	62	\$ 5,048,832	\$ 34,414,809	14.7%
2	Craps	11	1,957,981	8,190,704	23.9%
3	Roulette	14	1,820,793	8,489,277	21.4%
4	Big Six	1	48,402	89,871	53.9%
5	Baccarat	0	0	0	0.0%
6	Minibaccarat	13	1,069,172	21,855,961	4.9%
7	Other Games - (Page 2)	34	2,379,960	10,776,863	22.1%
8	Subtotal - Table and Other Games	135	12,325,140	\$ 83,817,485	14.7%
9	Poker	68	1,038,100		
10	Total - Table and Other Games	203	\$ 13,363,240		


Slot Machines:					
11	\$ .01 and .02 Slot Machines	1,117	\$ 9,132,159	\$ 77,303,681	11.8%
12	\$ .05 Slot Machines	194	1,668,748	18,161,928	9.2%
13	\$ .25 Slot Machines	540	3,084,414	36,145,271	8.5%
14	\$ .50 Slot Machines	35	117,881	1,931,038	6.1%
15	\$ 1.00 Slot Machines	340	3,382,158	50,263,783	6.7%
16	\$ 5.00 Slot Machines	74	837,725	14,069,555	6.0%
17	\$ 25.00 Slot Machines	12	191,443	2,559,500	7.5%
18	\$100.00 Slot Machines	23	124,832	7,687,800	1.6%
19	Multi-denominational Slot Machines	481	3,588,507	57,190,168	6.3%
20	Other Slot Machines	31	339,062	3,154,880	10.7%
21	Total - Slot Machines	2,847	\$ 22,466,929	\$ 268,467,604	8.4%
22	Total Casino Win		\$ 35,830,169		

## TAX ON GROSS REVENUE

23	Year-to-Date Table and Other Games Win .....	\$ 114,642,108
24	Year-to-Date Slot Machine Win .....	201,156,346
25	Year-to-Date Total Casino Win .....	<b>\$ 315,798,454</b>
26	Adjustments .....	<b>\$ 17,299</b>
27	Year-To-Date Gross Revenue .....	<b>\$ 315,815,753</b>
28	Deduction for Eligible Promotional Gaming Credits .....	<b>\$ 22,977,256</b>
29	Year-To-Date Taxable Gross Revenue .....	<b>\$ 292,838,497</b>
30	Gross Revenue Tax (8% of line 29).....	\$ 23,427,080
31	Less - Total Tax Paid in Prior Months.....	20,885,508
32	Total Tax Required for this Month (line 30 less line 31).....	\$ 2,541,572
33	Total Progressive Payout Liability - End of Month.....	\$ 1,403,794
34	Authorized Casino Square Footage - End of Month.....	149,445
35	Authorized Simulcasting Square Footage - End of Month.....	12,483
36	Simulcasting Revenue for the Month.....	\$ 54,232
37	Simulcasting Handle for the Month.....	\$ 698,549
38	Promotional Gaming Credits Wagered for the Month.....	\$ 3,108,607

Under penalties of perjury, I declare that I have examined this report, and to the best of my knowledge and belief, it is true and complete.

October 12, 2010  
DATE

  
Ford Palmer

Casino Controller 4086-11  
TITLE (LICENSE NUMBER)

**TRUMP TAJ MAHAL CASINO RESORT  
MONTHLY GROSS REVENUE TAX RETURN  
SCHEDULE OF OTHER GAMES  
FOR THE MONTH OF SEPTEMBER, 2010**

Type of Game (b)	Authorized Units (c)	Win or (Loss) (d)	Drop (e)	Win or (Loss) Percentage (f)
Sic Bo	1	53,161	97,582	54.5%
Pai Gow Poker	5	332,277	1,528,477	21.7%
Pai Gow	3	362,074	2,048,052	17.7%
Keno	2	23,884	65,019	36.7%
Caribbean Stud Poker	2	101,453	401,899	25.2%
Let it Ride Poker	3	190,558	771,934	24.7%
Three Card Poker	9	565,762	2,427,535	23.3%
Spanish 21	3	266,330	1,439,291	18.5%
Double Attack Blackjack	1	62,822	252,641	24.9%
Four Card Poker	2	211,390	901,575	23.4%
Texas Hold 'Em Bonus Poker	2	210,249	842,858	24.9%
House Way Pai Gow Poker				
Flop Poker				
Two Card Joker Poker				
Ultimate Texas Hold 'Em				
Asia Poker	1	0	0	
Winner's Pot Poker				
1 Bet Threat Texas Hold 'Em				
Mississippi Stud				
Mini-Tex 3 Card Hold'Em				
Supreme Pai Gow				
Total -(Must agree with line 7 on Pg 1)	34	\$ 2,379,960	\$ 10,776,863	22.1%