

# ATLANTIC CITY HILTON(RIH ACQUISTIONS N.J.,LLC)

## MONTHLY GROSS REVENUE TAX RETURN

FOR THE MONTH OF DECEMBER, 2010

### CASINO WIN - CURRENT MONTH

Line (a)	Type of Game (b)	Authorized Units (c)	Win or (Loss) (d)	Drop/Handle (e)	Win or (Loss) Percentage (f)
Table and Other Games:					
1	Blackjack	37	\$ 271,427	\$ 5,833,488	4.7%
2	Craps	5	202,004	1,443,435	14.0%
3	Roulette	7	235,598	1,200,696	19.6%
4	Big Six	1	1,689	5,577	30.3%
5	Baccarat	0	0	0	0.0%
6	Minibaccarat	17	976,751	10,560,638	9.2%
7	Other Games - (Page 2)	23	549,185	2,937,408	18.7%
8	Subtotal - Table and Other Games	90	2,236,654	\$ 21,981,242	10.2%
9	Poker	2	7,886		
10	Total - Table and Other Games	92	\$ 2,244,540		

Slot Machines:					
11	\$ .01 and .02 Slot Machines	924	\$ 3,568,961	\$ 29,875,847	11.9%
12	\$ .05 Slot Machines	61	259,250	4,438,170	5.8%
13	\$ .25 Slot Machines	350	1,248,730	14,785,767	8.4%
14	\$ .50 Slot Machines	32	79,745	1,207,254	6.6%
15	\$ 1.00 Slot Machines	218	1,100,740	18,323,724	6.0%
16	\$ 5.00 Slot Machines	84	182,666	8,273,165	2.2%
17	\$ 25.00 Slot Machines	6	159,240	934,025	17.0%
18	\$100.00 Slot Machines	6	96,800	271,700	35.6%
19	Multi-denominational Slot Machines	133	429,140	5,152,385	8.3%
20	Other Slot Machines	24	161,108	1,625,138	9.9%
21	Total - Slot Machines	1,838	\$ 7,286,380	\$ 84,887,175	8.6%
22	Total Casino Win		\$ 9,530,920		

### TAX ON GROSS REVENUE

23	Year-to-Date Table and Other Games Win .....	\$ 41,827,918	
24	Year-to-Date Slot Machine Win .....	121,822,540	
25	Year-to-Date Total Casino Win .....		<b>\$ 163,650,458</b>
26	Adjustments .....		
27	Year-To-Date Gross Revenue .....		<b>\$ 163,650,458</b>
28	Deduction for Eligible Promotional Gaming Credits .....		<b>\$ 16,762,047</b>
29	Year-To-Date Taxable Gross Revenue .....		<b>\$ 146,888,411</b>
30	Gross Revenue Tax (8% of line 29).....		\$ 11,751,073
31	Less - Total Tax Paid in Prior Months.....		11,109,242
32	Total Tax Required for this Month (line 30 less line 31).....		\$ 641,831
33	Total Progressive Payout Liability - End of Month.....	\$ 1,592,661	
34	Authorized Casino Square Footage - End of Month.....	75,416	
35	Authorized Simulcasting Square Footage - End of Month.....		
36	Simulcasting Revenue for the Month.....		
37	Simulcasting Handle for the Month.....		
38	Promotional Gaming Credits Wagered for the Month.....	\$ 1,461,066	

Under penalties of perjury, I declare that I have examined this report, and to the best of my knowledge and belief, it is true and complete.

January 18, 2011

DATE



JOANNE MCKENSIE

CASINO CONTROLLER (1231-11)  
TITLE (LICENSE NUMBER)

**ATLANTIC CITY HILTON(RIH ACQUISITIONS N.J.,LLC)**  
**MONTHLY GROSS REVENUE TAX RETURN**  
**SCHEDULE OF OTHER GAMES**  
**FOR THE MONTH OF DECEMBER, 2010**

Type of Game (b)	Authorized Units (c)	Win or (Loss) (d)	Drop (e)	Win or (Loss) Percentage (f)
Sic Bo	1	13,617	90,709	15.0%
Pai Gow Poker	4	70,982	425,972	16.7%
Pai Gow	5	101,078	691,791	14.6%
Keno				
Caribbean Stud Poker	1	2,789	18,981	14.7%
Let it Ride Poker	2	87,942	297,389	29.6%
Three Card Poker	6	176,089	912,752	19.3%
Spanish 21	2	91,921	366,679	25.1%
Double Attack Blackjack				
Four Card Poker	1	174	118,240	0.1%
Texas Hold 'Em Bonus Poker				
House Way Pai Gow Poker				
Flop Poker	1	4,593	14,895	30.8%
Two Card Joker Poker				
Ultimate Texas Hold 'Em				
Asia Poker				
Winner's Pot Poker				
1 Bet Threat Texas Hold 'Em				
Mississippi Stud				
Mini-Tex 3 Card Hold'Em				
Supreme Pai Gow				
Total -(Must agree with line 7 on Pg 1)	23	\$ 549,185	\$ 2,937,408	18.7%

# BALLY'S ATLANTIC CITY

## MONTHLY GROSS REVENUE TAX RETURN

FOR THE MONTH OF DECEMBER, 2010

### CASINO WIN - CURRENT MONTH

Line (a)	Type of Game (b)	Authorized Units (c)	Win or (Loss) (d)	Drop/Handle (e)	Win or (Loss) Percentage (f)
Table and Other Games:					
1	Blackjack	73	\$ 3,154,016	\$ 17,677,065	17.8%
2	Craps	10	562,170	6,132,065	9.2%
3	Roulette	21	1,648,021	6,011,788	27.4%
4	Big Six	2	92,258	195,753	47.1%
5	Baccarat	1	63,617	328,716	19.4%
6	Minibaccarat	20	1,539,444	11,570,421	13.3%
7	Other Games - (Page 2)	55	2,193,210	11,104,346	19.8%
8	Subtotal - Table and Other Games	182	9,252,736	\$ 53,020,154	17.5%
9	Poker	26	291,025		
10	Total - Table and Other Games	208	\$ 9,543,761		

Slot Machines:					
11	\$ .01 and .02 Slot Machines	1,045	\$ 7,221,793	\$ 52,738,220	13.7%
12	\$ .05 Slot Machines	412	1,587,600	12,906,855	12.3%
13	\$ .25 Slot Machines	837	3,358,854	38,415,424	8.7%
14	\$ .50 Slot Machines	81	522,950	4,527,699	11.6%
15	\$ 1.00 Slot Machines	351	2,351,994	36,485,132	6.4%
16	\$ 5.00 Slot Machines	94	308,565	13,786,440	2.2%
17	\$ 25.00 Slot Machines	18	183,596	2,298,950	8.0%
18	\$100.00 Slot Machines	13	112,945	1,488,400	7.6%
19	Multi-denominational Slot Machines	553	1,730,678	35,554,669	4.9%
20	Other Slot Machines	30	177,117	3,641,172	4.9%
21	Total - Slot Machines	3,434	\$ 17,556,092	\$ 201,842,961	8.7%
22	Total Casino Win		\$ 27,099,853		

### TAX ON GROSS REVENUE

23	Year-to-Date Table and Other Games Win .....	\$ 142,366,290
24	Year-to-Date Slot Machine Win .....	283,638,705
25	Year-to-Date Total Casino Win .....	<b>\$ 426,004,995</b>
26	Adjustments .....	
27	Year-To-Date Gross Revenue .....	<b>\$ 426,004,995</b>
28	Deduction for Eligible Promotional Gaming Credits .....	<b>\$ 38,339,682</b>
29	Year-To-Date Taxable Gross Revenue .....	<b>\$ 387,665,313</b>
30	Gross Revenue Tax (8% of line 29).....	\$ 31,013,225
31	Less - Total Tax Paid in Prior Months.....	29,121,181
32	Total Tax Required for this Month (line 30 less line 31).....	\$ 1,892,044
33	Total Progressive Payout Liability - End of Month.....	\$ 1,890,552
34	Authorized Casino Square Footage - End of Month.....	167,209
35	Authorized Simulcasting Square Footage - End of Month.....	9,393
36	Simulcasting Revenue for the Month.....	\$ 56,728
37	Simulcasting Handle for the Month.....	\$ 650,501
38	Promotional Gaming Credits Wagered for the Month.....	\$ 3,291,557

Under penalties of perjury, I declare that I have examined this report, and to the best of my knowledge and belief, it is true and complete.

January 18, 2011

DATE



William Pangoras

Operations Controller (1792-11)  
TITLE (LICENSE NUMBER)

**BALLY'S ATLANTIC CITY  
MONTHLY GROSS REVENUE TAX RETURN  
SCHEDULE OF OTHER GAMES  
FOR THE MONTH OF DECEMBER, 2010**

Type of Game (b)	Authorized Units (c)	Win or (Loss) (d)	Drop (e)	Win or (Loss) Percentage (f)
Sic Bo	1	17,203	140,627	12.2%
Pai Gow Poker	8	260,538	1,290,371	20.2%
Pai Gow	3	138,705	1,703,184	8.1%
Keno				
Caribbean Stud Poker	2	(90,143)	474,561	-19.0%
Let it Ride Poker	4	170,727	866,646	19.7%
Three Card Poker	15	848,685	2,614,745	32.5%
Spanish 21	8	288,301	1,563,129	18.4%
Double Attack Blackjack				
Four Card Poker	6	303,772	1,172,895	25.9%
Texas Hold 'Em Bonus Poker	3	37,087	252,252	14.7%
House Way Pai Gow Poker				
Flop Poker				
Two Card Joker Poker				
Ultimate Texas Hold 'Em	2	127,620	675,293	18.9%
Asia Poker	2	90,295	348,648	25.9%
Winner's Pot Poker	1	420	1,995	21.1%
1 Bet Threat Texas Hold 'Em				
Mississippi Stud				
Mini-Tex 3 Card Hold'Em				
Supreme Pai Gow				
Total -(Must agree with line 7 on Pg 1)	55	\$ 2,193,210	\$ 11,104,346	19.8%

# BORGATA HOTEL CASINO AND SPA MONTHLY GROSS REVENUE TAX RETURN

FOR THE MONTH OF **December, 2010**

## CASINO WIN - CURRENT MONTH

Line (a)	Type of Game (b)	Authorized Units (c)	Win or (Loss) (d)	Drop/Handle (e)	Win or (Loss) Percentage (f)
Table and Other Games:					
1	Blackjack	85	\$ 5,217,256	\$ 67,369,858	7.7%
2	Craps	14	2,709,269	15,247,740	17.8%
3	Roulette	21	1,362,613	9,678,178	14.1%
4	Big Six	1	67,045	143,129	46.8%
5	Baccarat	2	703,558	2,124,159	33.1%
6	Minibaccarat	9	758,482	5,646,169	13.4%
7	Other Games - (Page 2)	52	3,634,928	15,568,443	23.3%
8	Subtotal - Table and Other Games	184	14,453,151	\$ 115,777,676	12.5%
9	Poker	85	1,555,608		
10	Total - Table and Other Games	269	\$ 16,008,759		

Slot Machines:					
11	\$ .01 and .02 Slot Machines	1,339	\$ 11,640,194	\$ 99,784,986	11.7%
12	\$ .05 Slot Machines	569	3,672,018	40,394,109	9.1%
13	\$ .25 Slot Machines	362	1,973,284	21,530,771	9.2%
14	\$ .50 Slot Machines	90	519,102	5,215,951	10.0%
15	\$ 1.00 Slot Machines	233	2,870,076	34,812,432	8.2%
16	\$ 5.00 Slot Machines	88	604,959	22,398,570	2.7%
17	\$ 25.00 Slot Machines	20	656,393	11,592,075	5.7%
18	\$100.00 Slot Machines	12	767,304	4,083,400	18.8%
19	Multi-denominational Slot Machines	712	7,215,074	126,582,856	5.7%
20	Other Slot Machines	49	996,434	12,737,096	7.8%
21	Total - Slot Machines	3,474	\$ 30,914,838	\$ 379,132,246	8.2%
22	Total Casino Win		\$ 46,923,597		


## TAX ON GROSS REVENUE

23	Year-to-Date Table and Other Games Win .....	\$ 224,817,026
24	Year-to-Date Slot Machine Win .....	422,852,611
25	Year-to-Date Total Casino Win .....	<b>\$ 647,669,637</b>
26	Adjustments .....	
27	Year-To-Date Gross Revenue .....	<b>\$ 647,669,637</b>
28	Deduction for Eligible Promotional Gaming Credits .....	<b>\$ 50,667,245</b>
29	Year-To-Date Taxable Gross Revenue .....	<b>\$ 597,002,392</b>
30	Gross Revenue Tax (8% of line 29).....	\$ 47,760,191
31	Less - Total Tax Paid in Prior Months.....	44,370,974
32	Total Tax Required for this Month (line 30 less line 31).....	\$ 3,389,217
33	Total Progressive Payout Liability - End of Month.....	\$ 1,033,226
34	Authorized Casino Square Footage - End of Month.....	136,667
35	Authorized Simulcasting Square Footage - End of Month.....	23,620
36	Simulcasting Revenue for the Month.....	\$ 137,906
37	Simulcasting Handle for the Month.....	\$ 1,595,181
38	Promotional Gaming Credits Wagered for the Month.....	\$ 5,278,379

Under penalties of perjury, I declare that I have examined this report, and to the best of my knowledge and belief, it is true and complete.

January 18, 2011

DATE



Betty J. Parker

Casino Controller Lic . # 8038-11

# BORGATA HOTEL CASINO AND SPA MONTHLY GROSS REVENUE TAX RETURN SCHEDULE OF OTHER GAMES

FOR THE MONTH OF December, 2010

Type of Game (b)	Authorized Units (c)	Win or (Loss) (d)	Drop (e)	Win or (Loss) Percentage (f)
Sic Bo				
Pai Gow Poker	6	567,032	1,765,934	32.1%
Pai Gow	2	73,123	539,158	13.6%
Keno				
Caribbean Stud Poker	4	216,067	797,050	27.1%
Let it Ride Poker	5	336,286	2,033,099	16.5%
Three Card Poker	16	1,019,509	5,121,770	19.9%
Spanish 21	5	486,853	1,791,135	27.2%
Double Attack Blackjack				
Four Card Poker	4	410,809	1,540,354	26.7%
Texas Hold 'Em Bonus Poker	4	244,942	762,371	32.1%
House Way Pai Gow Poker				
Flop Poker	4	138,296	875,564	15.8%
Two Card Joker Poker				
Ultimate Texas Hold 'Em				
Asia Poker	2	142,011	342,008	41.5%
Winner's Pot Poker				
1 Bet Threat Texas Hold 'Em				
Mississippi Stud				
Mini-Tex 3 Card Hold'Em				
Supreme Pai Gow				
Total -(Must agree with line 7 on Pg 1)	52	\$ 3,634,928	\$ 15,568,443	23.3%

# CAESARS ATLANTIC CITY

## MONTHLY GROSS REVENUE TAX RETURN

### FOR THE MONTH OF DECEMBER, 2010

#### CASINO WIN - CURRENT MONTH

Line (a)	Type of Game (b)	Authorized Units (c)	Win or (Loss) (d)	Drop/Handle (e)	Win or (Loss) Percentage (f)
Table and Other Games:					
1	Blackjack	57	\$ 4,363,659	\$ 30,854,540	14.1%
2	Craps	13	1,672,609	\$11,098,520	15.1%
3	Roulette	16	1,631,812	7,764,510	21.0%
4	Big Six	1	35,940	88,657	40.5%
5	Baccarat	3	687,837	3,576,336	19.2%
6	Minibaccarat	11	967,986	7,365,813	13.1%
7	Other Games - (Page 2)	40	2,357,188	12,100,971	19.5%
8	Subtotal - Table and Other Games	141	11,717,031	\$ 72,849,347	16.1%
9	Poker	32	341,516		
10	Total - Table and Other Games	173	\$ 12,058,547		

Slot Machines:					
11	\$ .01 and .02 Slot Machines	973	\$ 7,376,570	\$ 59,233,201	12.5%
12	\$ .05 Slot Machines	222	1,279,671	11,186,876	11.4%
13	\$ .25 Slot Machines	390	1,565,101	15,311,382	10.2%
14	\$ .50 Slot Machines	68	230,337	2,368,560	9.7%
15	\$ 1.00 Slot Machines	306	2,265,028	23,932,860	9.5%
16	\$ 5.00 Slot Machines	67	117,342	15,117,795	0.8%
17	\$ 25.00 Slot Machines	18	196,291	5,560,650	3.5%
18	\$100.00 Slot Machines	14	470,556	4,447,600	10.6%
19	Multi-denominational Slot Machines	412	2,624,231	36,109,362	7.3%
20	Other Slot Machines	48	424,600	10,238,844	4.1%
21	Total - Slot Machines	2,518	\$ 16,549,727	\$ 183,507,130	9.0%
22	Total Casino Win		\$ 28,608,274		

#### TAX ON GROSS REVENUE

23	Year-to-Date Table and Other Games Win .....	\$ 160,215,001
24	Year-to-Date Slot Machine Win .....	248,514,994
25	Year-to-Date Total Casino Win .....	<b>\$ 408,729,995</b>
26	Adjustments .....	<b>\$ 78,799</b>
27	Year-To-Date Gross Revenue .....	<b>\$ 408,808,794</b>
28	Deduction for Eligible Promotional Gaming Credits .....	<b>\$ 36,356,789</b>
29	Year-To-Date Taxable Gross Revenue .....	<b>\$ 372,452,005</b>
30	Gross Revenue Tax (8% of line 29).....	\$ 29,796,160
31	Less - Total Tax Paid in Prior Months.....	27,769,171
32	Total Tax Required for this Month (line 30 less line 31).....	<b>\$ 2,026,989</b>
33	Total Progressive Payout Liability - End of Month.....	\$ 1,075,216
34	Authorized Casino Square Footage - End of Month.....	111,812
35	Authorized Simulcasting Square Footage - End of Month.....	28,963
36	Simulcasting Revenue for the Month.....	\$ 37,775
37	Simulcasting Handle for the Month.....	\$ 530,862
38	Promotional Gaming Credits Wagered for the Month.....	\$ 3,276,885

Under penalties of perjury, I declare that I have examined this report, and to the best of my knowledge and belief, it is true and complete.

January 18, 2011

DATE



DONNA HOGAN

OPERATIONAL CONTROLLER (7516-11)  
TITLE (LICENSE NUMBER)

**CAESARS ATLANTIC CITY  
MONTHLY GROSS REVENUE TAX RETURN  
SCHEDULE OF OTHER GAMES  
FOR THE MONTH OF DECEMBER, 2010**

Type of Game (b)	Authorized Units (c)	Win or (Loss) (d)	Drop (e)	Win or (Loss) Percentage (f)
Sic Bo	1	28,144	80,892	34.8%
Pai Gow Poker	6	134,688	2,040,397	6.6%
Pai Gow	5	361,601	2,677,771	13.5%
Keno				
Caribbean Stud Poker	2	40,266	301,654	13.3%
Let it Ride Poker	2	61,933	375,479	16.5%
Three Card Poker	8	829,199	2,565,325	32.3%
Spanish 21	5	201,850	1,345,725	15.0%
Double Attack Blackjack	1	75,391	280,973	26.8%
Four Card Poker	4	330,403	1,272,052	26.0%
Texas Hold 'Em Bonus Poker	2	99,746	330,830	30.2%
House Way Pai Gow Poker				
Flop Poker				
Two Card Joker Poker				
Ultimate Texas Hold 'Em	1	43,875	180,553	24.3%
Asia Poker	2	95,363	457,561	20.8%
Winner's Pot Poker				
1 Bet Threat Texas Hold 'Em				
Mississippi Stud	1	54,729	191,759	28.5%
Mini-Tex 3 Card Hold'Em				
Supreme Pai Gow				
Total -(Must agree with line 7 on Pg 1)	40	\$ 2,357,188	\$ 12,100,971	19.5%



# HARRAH'S RESORT ATLANTIC CITY

## MONTHLY GROSS REVENUE TAX RETURN

FOR THE MONTH OF DECEMBER 2010

### CASINO WIN - CURRENT MONTH

Line (a)	Type of Game (b)	Authorized Units (c)	Win or (Loss) (d)	Drop/Handle (e)	Win or (Loss) Percentage (f)
Table and Other Games:					
1	Blackjack	69	\$ 3,785,325	\$ 31,533,976	12.0%
2	Craps	9	1,068,961	8,601,007	12.4%
3	Roulette	12	881,254	4,108,139	21.5%
4	Big Six	1	532	3,261	16.3%
5	Baccarat	0	0	0	0.0%
6	Minibaccarat	5	617,210	3,656,611	16.9%
7	Other Games - (Page 2)	31	1,660,966	6,788,899	24.5%
8	Subtotal - Table and Other Games	127	8,014,248	\$ 54,691,893	14.7%
9	Poker	40	990,227		
10	Total - Table and Other Games	167	\$ 9,004,475		
Slot Machines:					
11	\$ .01 and .02 Slot Machines	517	\$ 3,098,878	\$ 37,272,110	8.3%
12	\$ .05 Slot Machines	362	3,655,354	30,234,111	12.1%
13	\$ .25 Slot Machines	534	3,588,704	33,712,110	10.6%
14	\$ .50 Slot Machines	8	80,180	368,092	21.8%
15	\$ 1.00 Slot Machines	191	2,528,136	23,472,993	10.8%
16	\$ 5.00 Slot Machines	58	170,770	9,428,130	1.8%
17	\$ 25.00 Slot Machines	16	336,914	3,826,825	8.8%
18	\$100.00 Slot Machines	8	290,590	1,384,600	21.0%
19	Multi-denominational Slot Machines	1,145	9,123,117	123,747,542	7.4%
20	Other Slot Machines	30	340,345	3,246,018	10.5%
21	Total - Slot Machines	2,869	\$ 23,212,988	\$ 266,692,531	8.7%
22	Total Casino Win		\$ 32,217,463		

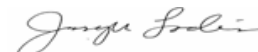
### TAX ON GROSS REVENUE

23	Year-to-Date Table and Other Games Win .....	\$ 102,935,424
24	Year-to-Date Slot Machine Win .....	350,535,636
25	Year-to-Date Total Casino Win .....	<b>\$ 453,471,060</b>
26	Adjustments .....	<b>\$ 4,000</b>
27	Year-To-Date Gross Revenue .....	<b>\$ 453,475,060</b>
28	Deduction for Eligible Promotional Gaming Credits .....	<b>\$ 36,090,257</b>
29	Year-To-Date Taxable Gross Revenue .....	<b>\$ 417,384,803</b>
30	Gross Revenue Tax (8% of line 29).....	\$ 33,390,784
31	Less - Total Tax Paid in Prior Months.....	31,073,142
32	Total Tax Required for this Month (line 30 less line 31).....	\$ 2,317,642
33	Total Progressive Payout Liability - End of Month.....	\$ 1,768,670
34	Authorized Casino Square Footage - End of Month.....	177,001
35	Authorized Simulcasting Square Footage - End of Month.....	569
36	Simulcasting Revenue for the Month.....	\$ 37,004
37	Simulcasting Handle for the Month.....	\$ 486,871
38	Promotional Gaming Credits Wagered for the Month.....	\$ 3,301,804

Under penalties of perjury, I declare that I have examined this report, and to the best of my knowledge and belief, it is true and complete.

January 18, 2011

DATE



Joseph Lodise

Operations Controller (008900-11)  
TITLE (LICENSE NUMBER)

**HARRAH'S RESORT ATLANTIC CITY  
MONTHLY GROSS REVENUE TAX RETURN  
SCHEDULE OF OTHER GAMES  
FOR THE MONTH OF DECEMBER 2010**

Type of Game (b)	Authorized Units (c)	Win or (Loss) (d)	Drop (e)	Win or (Loss) Percentage (f)
Red Dog				
Sic Bo				
Pai Gow Poker	3	156,813	721,666	21.7%
Pai Gow	1	23,045	169,953	13.6%
Keno	4	28,035	84,480	33.2%
Caribbean Stud Poker	1	50,597	195,175	25.9%
Let it Ride Poker	4	238,602	1,024,076	23.3%
Three Card Poker	10	730,529	2,457,458	29.7%
Spanish 21	1	62,430	397,903	15.7%
Double Attack Blackjack	1	5,750	49,109	11.7%
Four Card Poker	2	141,677	564,574	25.1%
Texas Hold 'Em Bonus Poker	1	89,533	362,581	24.7%
House Way Pai Gow Poker				
Flop Poker	3	133,955	761,924	17.6%
Two Card Joker Poker				
Ultimate Texas Hold 'Em				
Asia Poker				
Winner's Pot Poker				
1 Bet Threat Texas Hold 'Em				
Mississippi Stud				
Mini-Tex 3 Card Hold'Em				
Supreme Pai Gow				
Total -(Must agree with line 7 on Pg 1)	31	\$ 1,660,966	\$ 6,788,899	24.5%

# RESORTS ATLANTIC CITY

## MONTHLY GROSS REVENUE TAX RETURN

FOR THE MONTH OF DECEMBER 1-6, 2010

### CASINO WIN - DECEMBER 1, 2010 TO DECEMBER 6, 2010

Line (a)	Type of Game (b)	Authorized Units (c)	Win or (Loss) (d)	Drop/Handle (e)	Win or (Loss) Percentage (f)
Table and Other Games:					
1	Blackjack	33	\$ 151,597	\$ 1,012,444	15.0%
2	Craps	5	4,950	241,232	2.1%
3	Roulette	9	38,290	161,026	23.8%
4	Big Six	1	1,245	2,652	46.9%
5	Baccarat	1	0	0	0.0%
6	Minibaccarat	20	123,294	1,449,386	8.5%
7	Other Games - (Page 2)	14	57,987	285,827	20.3%
8	Subtotal - Table and Other Games	83	377,363	\$ 3,152,567	12.0%
9	Poker	0	0		
10	Total - Table and Other Games	83	\$ 377,363		

Slot Machines:					
11	\$ .01 and .02 Slot Machines	603	\$ 447,308	\$ 4,032,259	11.1%
12	\$ .05 Slot Machines	155	48,994	575,802	8.5%
13	\$ .25 Slot Machines	368	159,833	1,973,357	8.1%
14	\$ .50 Slot Machines	47	22,251	203,154	11.0%
15	\$ 1.00 Slot Machines	163	85,420	1,545,828	5.5%
16	\$ 5.00 Slot Machines	62	(286,245)	442,250	-64.7%
17	\$ 25.00 Slot Machines	9	49,268	199,025	24.8%
18	\$100.00 Slot Machines	9	2,515	266,300	0.9%
19	Multi-denominational Slot Machines	775	554,478	6,317,194	8.8%
20	Other Slot Machines	20	36,654	278,652	13.2%
21	Total - Slot Machines	2,211	\$ 1,120,476	\$ 15,833,821	7.1%
22	Total Casino Win		\$ 1,497,839		

### TAX ON GROSS REVENUE

23	Year-to-Date Table and Other Games Win .....	\$ 38,542,662	
24	Year-to-Date Slot Machine Win .....	108,540,942	
25	Year-to-Date Total Casino Win .....	<b>\$ 147,083,604</b>	
26	Adjustments .....	<b>\$ (1,720)</b>	
27	Year-To-Date Gross Revenue .....	<b>\$ 147,081,884</b>	
28	Deduction for Eligible Promotional Gaming Credits .....	<b>\$ 12,009,850</b>	
29	Year-To-Date Taxable Gross Revenue .....	<b>\$ 135,072,034</b>	
30	Gross Revenue Tax (8% of line 29).....	\$ 10,805,763	
31	Less - Total Tax Paid in Prior Months.....	10,685,936	
32	Total Tax Required for this Month (line 30 less line 31).....	\$ 119,827	
33	Total Progressive Payout Liability - End of Month.....	\$ 668,016	
34	Authorized Casino Square Footage - End of Month.....	99,030	
35	Authorized Simulcasting Square Footage - End of Month.....		
36	Simulcasting Revenue for the Month.....		
37	Simulcasting Handle for the Month.....		
38	Promotional Gaming Credits Wagered for the Month.....	\$ 259,376	

Under penalties of perjury, I declare that I have examined this report, and to the best of my knowledge and belief, it is true and complete.

January 10, 2011

DATE



Francis X. McCarthy

Administrator (1015-11)  
TITLE (LICENSE NUMBER)

**RESORTS ATLANTIC CITY**  
**MONTHLY GROSS REVENUE TAX RETURN**  
**SCHEDULE OF OTHER GAMES**  
**FOR THE MONTH OF DECEMBER 1-6, 2010**

Type of Game (b)	Authorized Units (c)	Win or (Loss) (d)	Drop (e)	Win or (Loss) Percentage (f)
Sic Bo				
Pai Gow Poker	1	4,658	27,466	17.0%
Pai Gow	2	14,574	25,797	56.5%
Keno				
Caribbean Stud Poker				
Let it Ride Poker	2	4,390	42,611	10.3%
Three Card Poker	5	23,601	96,737	24.4%
Spanish 21	3	10,697	91,628	11.7%
Double Attack Blackjack				
Four Card Poker				
Texas Hold 'Em Bonus Poker	1	67	1,588	4.2%
House Way Pai Gow Poker				
Flop Poker				
Two Card Joker Poker				
Ultimate Texas Hold 'Em				
Asia Poker				
Winner's Pot Poker				
1 Bet Threat Texas Hold 'Em				
Mississippi Stud				
Mini-Tex 3 Card Hold'Em				
Supreme Pai Gow				
Total -(Must agree with line 7 on Pg 1)	14	\$ 57,987	\$ 285,827	20.3%

# RESORTS CASINO HOTEL

## MONTHLY GROSS REVENUE TAX RETURN

FOR THE MONTH OF DECEMBER 7 -31, 2010

**CASINO WIN - CURRENT MONTH**

**Amended January 18, 2011**

Line (a)	Type of Game (b)	Authorized Units (c)	Win or (Loss) (d)	Drop/Handle (e)	Win or (Loss) Percentage (f)
Table and Other Games:					
1	Blackjack	33	\$ 780,755	\$ 4,761,546	16.4%
2	Craps	5	158,996	1,133,339	14.0%
3	Roulette	9	359,078	1,079,119	33.3%
4	Big Six	1	9,240	14,649	63.1%
5	Baccarat	1	0	0	0.0%
6	Minibaccarat	20	559,985	8,134,986	6.9%
7	Other Games - (Page 2)	14	348,817	1,611,156	21.7%
8	Subtotal - Table and Other Games	83	2,216,871	\$ 16,734,795	13.2%
9	Poker	0	0		
10	<b>Total - Table and Other Games</b>	<b>83</b>	<b>\$ 2,216,871</b>		

Slot Machines:					
11	\$ .01 and .02 Slot Machines	603	\$ 1,693,842	\$ 14,632,824	11.6%
12	\$ .05 Slot Machines	155	173,903	2,018,430	8.6%
13	\$ .25 Slot Machines	368	552,493	6,558,585	8.4%
14	\$ .50 Slot Machines	47	54,835	841,833	6.5%
15	\$ 1.00 Slot Machines	163	408,194	5,211,263	7.8%
16	\$ 5.00 Slot Machines	62	201,701	2,607,005	7.7%
17	\$ 25.00 Slot Machines	9	183,502	1,395,950	13.1%
18	\$100.00 Slot Machines	9	59,885	898,800	6.7%
19	Multi-denominational Slot Machines	775	1,760,236	22,601,959	7.8%
20	Other Slot Machines	20	103,481	916,210	11.3%
21	<b>Total - Slot Machines</b>	<b>2,211</b>	<b>\$ 5,192,072</b>	<b>\$ 57,682,859</b>	<b>9.0%</b>
22	<b>Total Casino Win</b>		<b>\$ 7,408,943</b>		

**TAX ON GROSS REVENUE**

23	Year-to-Date Table and Other Games Win .....	\$ 2,216,871
24	Year-to-Date Slot Machine Win .....	5,192,072
25	Year-to-Date Total Casino Win .....	<b>\$ 7,408,943</b>
26	Adjustments .....	<b>\$ 2,180</b>
27	Year-To-Date Gross Revenue .....	<b>\$ 7,411,123</b>
28	Deduction for Eligible Promotional Gaming Credits .....	
29	Year-To-Date Taxable Gross Revenue .....	<b>\$ 7,411,123</b>
30	Gross Revenue Tax (8% of line 29).....	\$ 592,890
31	Less - Total Tax Paid in Prior Months.....	0
32	Total Tax Required for this Month (line 30 less line 31).....	\$ 592,890
33	Total Progressive Payout Liability - End of Month.....	\$ 650,368
34	Authorized Casino Square Footage - End of Month.....	99,030
35	Authorized Simulcasting Square Footage - End of Month.....	
36	Simulcasting Revenue for the Month.....	
37	Simulcasting Handle for the Month.....	
38	Promotional Gaming Credits Wagered for the Month.....	\$ 1,055,721

Under penalties of perjury, I declare that I have examined this report, and to the best of my knowledge and belief, it is true and complete.

January 18, 2011

DATE



Walter Simon

Director Operational Accting 3930-11  
TITLE (LICENSE NUMBER)

**RESORTS CASINO HOTEL**  
**MONTHLY GROSS REVENUE TAX RETURN**  
**SCHEDULE OF OTHER GAMES**  
**FOR THE MONTH OF DECEMBER 7 -31, 2010**

Type of Game (b)	Authorized Units (c)	Win or (Loss) (d)	Drop (e)	Win or (Loss) Percentage (f)
Sic Bo				
Pai Gow Poker	1	53,304	157,715	33.8%
Pai Gow	2	44,500	325,188	13.7%
Keno				
Caribbean Stud Poker				
Let it Ride Poker	2	28,996	244,978	11.8%
Three Card Poker	5	98,882	413,901	23.9%
Spanish 21	3	79,982	304,851	26.2%
Double Attack Blackjack				
Four Card Poker				
Texas Hold 'Em Bonus Poker	1	43,153	164,523	26.2%
House Way Pai Gow Poker				
Flop Poker				
Two Card Joker Poker				
Ultimate Texas Hold 'Em				
Asia Poker				
Winner's Pot Poker				
1 Bet Threat Texas Hold 'Em				
Mississippi Stud				
Mini-Tex 3 Card Hold'Em				
Supreme Pai Gow				
Total -(Must agree with line 7 on Pg 1)	14	\$ 348,817	\$ 1,611,156	21.7%

# SHOWBOAT

## MONTHLY GROSS REVENUE TAX RETURN

FOR THE MONTH OF DECEMBER, 2010

### CASINO WIN - CURRENT MONTH

Line (a)	Type of Game (b)	Authorized Units (c)	Win or (Loss) (d)	Drop/Handle (e)	Win or (Loss) Percentage (f)
Table and Other Games:					
1	Blackjack	38	\$ 758,256	\$ 7,730,163	9.8%
2	Craps	5	189,360	2,430,748	7.8%
3	Roulette	9	342,789	1,537,204	22.3%
4	Big Six	1	18,054	55,217	32.7%
5	Baccarat				0.0%
6	Minibaccarat	8	240,563	7,127,009	3.4%
7	Other Games - (Page 2)	22	784,113	4,149,517	18.9%
8	Subtotal - Table and Other Games	83	2,333,135	\$ 23,029,858	10.1%
9	Poker	24	158,336		
10	Total - Table and Other Games	107	\$ 2,491,471		

Slot Machines:					
11	\$ .01 and .02 Slot Machines	552	\$ 3,330,959	\$ 27,236,842	12.2%
12	\$ .05 Slot Machines	141	1,811,109	12,381,290	14.6%
13	\$ .25 Slot Machines	294	1,826,554	14,881,766	12.3%
14	\$ .50 Slot Machines	3	6,342	85,942	7.4%
15	\$ 1.00 Slot Machines	173	766,065	13,031,198	5.9%
16	\$ 5.00 Slot Machines	30	38,215	3,194,835	1.2%
17	\$ 25.00 Slot Machines	3	57,891	483,350	12.0%
18	\$100.00 Slot Machines	3	767	262,900	0.3%
19	Multi-denominational Slot Machines	1,441	5,560,059	62,657,052	8.9%
20	Other Slot Machines	5	71,625	392,560	18.2%
21	Total - Slot Machines	2,645	\$ 13,469,586	\$ 134,607,735	10.0%
22	Total Casino Win		\$ 15,961,057		

### TAX ON GROSS REVENUE

23	Year-to-Date Table and Other Games Win .....	\$ 50,910,168
24	Year-to-Date Slot Machine Win .....	234,116,753
25	Year-to-Date Total Casino Win .....	<b>\$ 285,026,921</b>
26	Adjustments .....	<b>\$ 11,275</b>
27	Year-To-Date Gross Revenue .....	<b>\$ 285,038,196</b>
28	Deduction for Eligible Promotional Gaming Credits .....	<b>\$ 24,824,343</b>
29	Year-To-Date Taxable Gross Revenue .....	<b>\$ 260,213,853</b>
30	Gross Revenue Tax (8% of line 29).....	\$ 20,817,108
31	Less - Total Tax Paid in Prior Months.....	19,718,893
32	Total Tax Required for this Month (line 30 less line 31).....	\$ 1,098,215
33	Total Progressive Payout Liability - End of Month.....	\$ 1,663,378
34	Authorized Casino Square Footage - End of Month.....	122,454
35	Authorized Simulcasting Square Footage - End of Month.....	17,086
36	Simulcasting Revenue for the Month.....	\$ 24,260
37	Simulcasting Handle for the Month.....	\$ 291,978
38	Promotional Gaming Credits Wagered for the Month.....	\$ 3,024,896

Under penalties of perjury, I declare that I have examined this report, and to the best of my knowledge and belief, it is true and complete.

January 7, 2011

DATE



Gail Myers

Operations Controller 3470-11  
TITLE (LICENSE NUMBER)

**SHOWBOAT  
MONTHLY GROSS REVENUE TAX RETURN  
SCHEDULE OF OTHER GAMES  
FOR THE MONTH OF DECEMBER, 2010**

Type of Game (b)	Authorized Units (c)	Win or (Loss) (d)	Drop (e)	Win or (Loss) Percentage (f)
Sic Bo				
Pai Gow Poker	3	120,480	539,912	22.3%
Pai Gow	2	(10,126)	567,934	-1.8%
Keno				
Caribbean Stud Poker	1	4,849	24,286	20.0%
Let it Ride Poker	3	86,152	408,435	21.1%
Three Card Poker	7	331,100	1,370,439	24.2%
Spanish 21	1	70,584	278,754	25.3%
Double Attack Blackjack	1	72,952	337,614	21.6%
Four Card Poker	1	39,751	197,430	20.1%
Texas Hold 'Em Bonus Poker				
House Way Pai Gow Poker				
Flop Poker	2	36,834	306,245	12.0%
Two Card Joker Poker				
Ultimate Texas Hold 'Em	1	31,537	118,468	26.6%
Asia Poker				
Winner's Pot Poker				
1 Bet Threat Texas Hold 'Em				
Mississippi Stud				
Mini-Tex 3 Card Hold'Em				
Supreme Pai Gow				
Total -(Must agree with line 7 on Pg 1)	22	\$ 784,113	\$ 4,149,517	18.9%



# TROPICANA CASINO & RESORT

## MONTHLY GROSS REVENUE TAX RETURN

### FOR THE MONTH OF DECEMBER, 2010

#### CASINO WIN - CURRENT MONTH

Line (a)	Type of Game (b)	Authorized Units (c)	Win or (Loss) (d)	Drop/Handle (e)	Win or (Loss) Percentage (f)
Table and Other Games:					
1	Blackjack	51	\$ 4,044,502	\$ 35,718,069	11.3%
2	Craps	8	2,078,574	8,490,306	24.5%
3	Roulette	15	841,368	4,037,081	20.8%
4	Big Six	1	85,075	243,351	35.0%
5	Baccarat				0.0%
6	Minibaccarat	9	1,039,134	10,851,634	9.6%
7	Other Games - (Page 2)	24	1,482,216	6,131,298	24.2%
8	Subtotal - Table and Other Games	108	9,570,869	\$ 65,471,739	14.6%
9	Poker	34	369,794		
10	Total - Table and Other Games	142	\$ 9,940,663		

Slot Machines:					
11	\$ .01 and .02 Slot Machines	930	\$ 5,285,624	\$ 44,366,252	11.9%
12	\$ .05 Slot Machines	216	718,658	9,185,989	7.8%
13	\$ .25 Slot Machines	254	1,498,597	18,245,666	8.2%
14	\$ .50 Slot Machines	33	226,451	2,283,149	9.9%
15	\$ 1.00 Slot Machines	207	1,489,742	16,058,743	9.3%
16	\$ 5.00 Slot Machines	51	39,554	4,224,695	0.9%
17	\$ 25.00 Slot Machines	15	21,622	514,225	4.2%
18	\$100.00 Slot Machines	12	9,911	172,800	5.7%
19	Multi-denominational Slot Machines	1,103	4,822,651	59,150,334	8.2%
20	Other Slot Machines	41	208,915	3,056,714	6.8%
21	Total - Slot Machines	2,862	\$ 14,321,725	\$ 157,258,567	9.1%
22	Total Casino Win		\$ 24,262,388		

#### TAX ON GROSS REVENUE

23	Year-to-Date Table and Other Games Win .....	\$ 94,899,480
24	Year-to-Date Slot Machine Win .....	205,543,341
25	Year-to-Date Total Casino Win .....	<b>\$ 300,442,821</b>
26	Adjustments .....	
27	Year-To-Date Gross Revenue .....	<b>\$ 300,442,821</b>
28	Deduction for Eligible Promotional Gaming Credits .....	<b>\$ 24,543,054</b>
29	Year-To-Date Taxable Gross Revenue .....	<b>\$ 275,899,767</b>
30	Gross Revenue Tax (8% of line 29).....	\$ 22,071,981
31	Less - Total Tax Paid in Prior Months.....	20,307,636
32	Total Tax Required for this Month (line 30 less line 31).....	\$ 1,764,345
33	Total Progressive Payout Liability - End of Month.....	\$ 1,541,997
34	Authorized Casino Square Footage - End of Month.....	138,130
35	Authorized Simulcasting Square Footage - End of Month.....	
36	Simulcasting Revenue for the Month.....	
37	Simulcasting Handle for the Month.....	
38	Promotional Gaming Credits Wagered for the Month.....	\$ 2,286,279

Under penalties of perjury, I declare that I have examined this report, and to the best of my knowledge and belief, it is true and complete.

January 18, 2011

DATE



Jeff Bohrer

Casino Controller 7488-11

**TROPICANA CASINO & RESORT**  
**MONTHLY GROSS REVENUE TAX RETURN**  
**SCHEDULE OF OTHER GAMES**  
**FOR THE MONTH OF DECEMBER, 2010**

Type of Game (b)	Authorized Units (c)	Win or (Loss) (d)	Drop (e)	Win or (Loss) Percentage (f)
Sic Bo				
Pai Gow Poker	2	189,584	721,487	26.3%
Pai Gow	2	111,631	843,873	13.2%
Keno				
Caribbean Stud Poker	1	72,578	238,577	30.4%
Let it Ride Poker	2	46,150	383,893	12.0%
Three Card Poker	8	468,450	1,649,340	28.4%
Spanish 21	4	213,106	882,186	24.2%
Double Attack Blackjack	1	96,796	370,814	26.1%
Four Card Poker	2	145,503	539,588	27.0%
Texas Hold 'Em Bonus Poker	2	138,418	501,540	27.6%
House Way Pai Gow Poker				
Flop Poker				
Two Card Joker Poker				
Ultimate Texas Hold 'Em				
Asia Poker				
Winner's Pot Poker				
1 Bet Threat Texas Hold 'Em				
Mississippi Stud				
Mini-Tex 3 Card Hold'Em				
Supreme Pai Gow				
Total -(Must agree with line 7 on Pg 1)	24	\$ 1,482,216	\$ 6,131,298	24.2%

# TRUMP MARINA MONTHLY GROSS REVENUE TAX RETURN

FOR THE MONTH OF December, 2010

## CASINO WIN - CURRENT MONTH

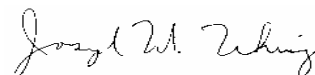
Line (a)	Type of Game (b)	Authorized Units (c)	Win or (Loss) (d)	Drop/Handle (e)	Win or (Loss) Percentage (f)
Table and Other Games:					
1	Blackjack	28	\$ 1,377,645	\$ 4,508,764	30.6%
2	Craps	5	193,153	1,837,804	10.5%
3	Roulette	6	141,511	808,099	17.5%
4	Big Six	0	0	0	0.0%
5	Baccarat	0	0	0	0.0%
6	Minibaccarat	11	580,410	7,372,715	7.9%
7	Other Games - (Page 2)	19	556,989	2,110,318	26.4%
8	Subtotal - Table and Other Games	69	2,849,708	\$ 16,637,700	17.1%
9	Poker				
10	Total - Table and Other Games	69	\$ 2,849,708		
Slot Machines:					
11	\$ .01 and .02 Slot Machines	611	\$ 3,625,312	\$ 32,128,211	11.3%
12	\$ .05 Slot Machines	214	776,136	8,441,362	9.2%
13	\$ .25 Slot Machines	360	998,009	12,448,016	8.0%
14	\$ .50 Slot Machines	39	138,930	1,471,826	9.4%
15	\$ 1.00 Slot Machines	212	884,608	11,728,012	7.5%
16	\$ 5.00 Slot Machines	48	(156,308)	2,904,715	-5.4%
17	\$ 25.00 Slot Machines	10	(6,232)	312,125	-2.0%
18	\$100.00 Slot Machines	5	101,400	517,300	19.6%
19	Multi-denominational Slot Machines	230	851,771	13,612,912	6.3%
20	Other Slot Machines	16	42,799	781,764	5.5%
21	Total - Slot Machines	1,745	\$ 7,256,425	\$ 84,346,243	8.6%
22	Total Casino Win		\$ 10,106,133		

## TAX ON GROSS REVENUE

23	Year-to-Date Table and Other Games Win .....	\$ 34,027,123
24	Year-to-Date Slot Machine Win .....	113,359,416
25	Year-to-Date Total Casino Win .....	<b>\$ 147,386,539</b>
26	Adjustments .....	<b>\$ (24)</b>
27	Year-To-Date Gross Revenue .....	<b>\$ 147,386,515</b>
28	Deduction for Eligible Promotional Gaming Credits .....	<b>\$ 13,737,469</b>
29	Year-To-Date Taxable Gross Revenue .....	<b>\$ 133,649,046</b>
30	Gross Revenue Tax (8% of line 29).....	\$ 10,691,924
31	Less - Total Tax Paid in Prior Months.....	9,982,219
32	Total Tax Required for this Month (line 30 less line 31).....	\$ 709,705
33	Total Progressive Payout Liability - End of Month.....	\$ 781,544
34	Authorized Casino Square Footage - End of Month.....	78,535
35	Authorized Simulcasting Square Footage - End of Month.....	
36	Simulcasting Revenue for the Month.....	
37	Simulcasting Handle for the Month.....	
38	Promotional Gaming Credits Wagered for the Month.....	\$ 1,256,484

Under penalties of perjury, I declare that I have examined this report, and to the best of my knowledge and belief, it is true and complete.

January 18, 2011  
DATE



Joe Uhing

Casino Controller 2835-11  
TITLE (LICENSE NUMBER)

**TRUMP MARINA**  
**MONTHLY GROSS REVENUE TAX RETURN**  
**SCHEDULE OF OTHER GAMES**  
**FOR THE MONTH OF December, 2010**

Type of Game (b)	Authorized Units (c)	Win or (Loss) (d)	Drop (e)	Win or (Loss) Percentage (f)
Sic Bo				
Pai Gow Poker	2	50,892	253,697	20.1%
Pai Gow	1	4,988	87,650	5.7%
Keno				
Caribbean Stud Poker	1	21,412	88,898	24.1%
Let it Ride Poker	2	69,185	307,475	22.5%
Three Card Poker	5	191,768	560,425	34.2%
Spanish 21	3	96,902	274,614	35.3%
Double Attack Blackjack				
Four Card Poker	1	19,053	117,822	16.2%
Texas Hold 'Em Bonus Poker				
House Way Pai Gow Poker				
Flop Poker	1	21,893	45,231	48.4%
Two Card Joker Poker				
Ultimate Texas Hold 'Em	1	34,545	168,567	20.5%
Asia Poker				
Winner's Pot Poker				
1 Bet Threat Texas Hold 'Em				
Mississippi Stud	1	41,411	193,220	21.4%
Mini-Tex 3 Card Hold'Em	1	4,940	12,719	38.8%
Supreme Pai Gow				
Total -(Must agree with line 7 on Pg 1)	19	\$ 556,989	\$ 2,110,318	26.4%

# TRUMP PLAZA ASSOCIATES

## MONTHLY GROSS REVENUE TAX RETURN

FOR THE MONTH OF DECEMBER, 2010

### CASINO WIN - CURRENT MONTH

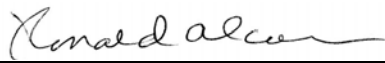
Line (a)	Type of Game (b)	Authorized Units (c)	Win or (Loss) (d)	Drop/Handle (e)	Win or (Loss) Percentage (f)
Table and Other Games:					
1	Blackjack	30	\$ 1,122,986	\$ 8,153,604	13.8%
2	Craps	4	117,089	2,289,581	5.1%
3	Roulette	8	317,370	1,665,277	19.1%
4	Big Six	0	0	0	0.0%
5	Baccarat	0	0	0	0.0%
6	Minibaccarat	9	264,703	7,279,619	3.6%
7	Other Games - (Page 2)	19	682,204	3,644,544	18.7%
8	Subtotal - Table and Other Games	70	2,504,352	\$ 23,032,625	10.9%
9	Poker				
10	Total - Table and Other Games	70	\$ 2,504,352		
Slot Machines:					
11	\$ .01 and .02 Slot Machines	611	\$ 3,330,743	\$ 27,807,472	12.0%
12	\$ .05 Slot Machines	152	431,994	4,096,770	10.5%
13	\$ .25 Slot Machines	455	1,495,071	17,253,484	8.7%
14	\$ .50 Slot Machines	70	262,539	4,454,798	5.9%
15	\$ 1.00 Slot Machines	149	832,053	10,080,463	8.3%
16	\$ 5.00 Slot Machines	39	166,204	4,168,125	4.0%
17	\$ 25.00 Slot Machines	12	152,370	1,713,575	8.9%
18	\$100.00 Slot Machines	6	12,600	264,800	4.8%
19	Multi-denominational Slot Machines	150	404,004	11,071,099	3.6%
20	Other Slot Machines	64	336,095	4,946,394	6.8%
21	Total - Slot Machines	1,708	\$ 7,423,673	\$ 85,856,980	8.6%
22	Total Casino Win		\$ 9,928,025		

### TAX ON GROSS REVENUE

23	Year-to-Date Table and Other Games Win .....	\$ 50,610,583
24	Year-to-Date Slot Machine Win .....	124,446,446
25	Year-to-Date Total Casino Win .....	<b>\$ 175,057,029</b>
26	Adjustments .....	<b>\$ 49,950</b>
27	Year-To-Date Gross Revenue .....	<b>\$ 175,106,979</b>
28	Deduction for Eligible Promotional Gaming Credits .....	<b>\$ 16,962,645</b>
29	Year-To-Date Taxable Gross Revenue .....	<b>\$ 158,144,334</b>
30	Gross Revenue Tax (8% of line 29).....	\$ 12,651,547
31	Less - Total Tax Paid in Prior Months.....	11,979,312
32	Total Tax Required for this Month (line 30 less line 31).....	\$ 672,235
33	Total Progressive Payout Liability - End of Month.....	\$ 620,801
34	Authorized Casino Square Footage - End of Month.....	86,923
35	Authorized Simulcasting Square Footage - End of Month.....	
36	Simulcasting Revenue for the Month.....	
37	Simulcasting Handle for the Month.....	
38	Promotional Gaming Credits Wagered for the Month.....	\$ 1,010,665

Under penalties of perjury, I declare that I have examined this report, and to the best of my knowledge and belief, it is true and complete.

January 18, 2011  
DATE

  
Ron Alcorn

Casino Controller (1623-11)  
TITLE (LICENSE NUMBER)

**TRUMP PLAZA ASSOCIATES**  
**MONTHLY GROSS REVENUE TAX RETURN**  
**SCHEDULE OF OTHER GAMES**  
**FOR THE MONTH OF DECEMBER, 2010**

Type of Game (b)	Authorized Units (c)	Win or (Loss) (d)	Drop (e)	Win or (Loss) Percentage (f)
Sic Bo				
Pai Gow Poker	2	107,427	597,508	18.0%
Pai Gow	2	(3,228)	506,647	-0.6%
Keno				
Caribbean Stud Poker				
Let it Ride Poker	2	38,365	228,688	16.8%
Three Card Poker	6	203,467	1,022,943	19.9%
Spanish 21	3	191,926	776,945	24.7%
Double Attack Blackjack				
Four Card Poker	2	81,784	326,266	25.1%
Texas Hold 'Em Bonus Poker	2	62,463	185,547	33.7%
House Way Pai Gow Poker				
Flop Poker				
Two Card Joker Poker				
Ultimate Texas Hold 'Em				
Asia Poker				
Winner's Pot Poker				
1 Bet Threat Texas Hold 'Em				
Mississippi Stud				
Mini-Tex 3 Card Hold'Em				
Supreme Pai Gow				
Total -(Must agree with line 7 on Pg 1)	19	\$ 682,204	\$ 3,644,544	18.7%

# TRUMP TAJ MAHAL CASINO RESORT

## MONTHLY GROSS REVENUE TAX RETURN

FOR THE MONTH OF DECEMBER, 2010

### CASINO WIN - CURRENT MONTH

Line (a)	Type of Game (b)	Authorized Units (c)	Win or (Loss) (d)	Drop/Handle (e)	Win or (Loss) Percentage (f)
Table and Other Games:					
1	Blackjack	62	\$ 1,135,639	\$ 23,853,218	4.8%
2	Craps	12	(210,342)	10,078,602	-2.1%
3	Roulette	14	764,969	4,752,506	16.1%
4	Big Six	1	35,039	63,309	55.3%
5	Baccarat	0	0	0	0.0%
6	Minibaccarat	14	1,745,770	20,036,994	8.7%
7	Other Games - (Page 2)	33	2,145,731	9,398,781	22.8%
8	Subtotal - Table and Other Games	136	5,616,806	\$ 68,183,410	8.2%
9	Poker	63	851,146		
10	Total - Table and Other Games	199	\$ 6,467,952		

Slot Machines:					
11	\$ .01 and .02 Slot Machines	1,112	\$ 6,821,177	\$ 55,550,000	12.3%
12	\$ .05 Slot Machines	199	1,124,363	11,934,312	9.4%
13	\$ .25 Slot Machines	521	2,009,576	23,863,877	8.4%
14	\$ .50 Slot Machines	23	20,512	504,497	4.1%
15	\$ 1.00 Slot Machines	338	2,220,242	36,678,297	6.1%
16	\$ 5.00 Slot Machines	74	284,366	10,760,990	2.6%
17	\$ 25.00 Slot Machines	12	284,032	1,726,275	16.5%
18	\$100.00 Slot Machines	23	847,280	5,445,200	15.6%
19	Multi-denominational Slot Machines	476	3,085,650	46,606,875	6.6%
20	Other Slot Machines	31	(240,251)	2,340,887	-10.3%
21	Total - Slot Machines	2,809	\$ 16,456,947	\$ 195,411,210	8.4%
22	Total Casino Win		\$ 22,924,899		


### TAX ON GROSS REVENUE

23	Year-to-Date Table and Other Games Win .....	\$ 144,327,704	
24	Year-to-Date Slot Machine Win .....	258,070,652	
25	Year-to-Date Total Casino Win .....	<b>\$ 402,398,356</b>	
26	Adjustments .....	<b>\$ 20,268</b>	
27	Year-To-Date Gross Revenue .....	<b>\$ 402,418,624</b>	
28	Deduction for Eligible Promotional Gaming Credits .....	<b>\$ 33,173,083</b>	
29	Year-To-Date Taxable Gross Revenue .....	<b>\$ 369,245,541</b>	
30	Gross Revenue Tax (8% of line 29).....	\$ 29,539,643	
31	Less - Total Tax Paid in Prior Months.....	27,944,281	
32	Total Tax Required for this Month (line 30 less line 31).....	<b>\$ 1,595,362</b>	
33	Total Progressive Payout Liability - End of Month.....	\$ 1,338,542	
34	Authorized Casino Square Footage - End of Month.....	149,239	
35	Authorized Simulcasting Square Footage - End of Month.....	12,483	
36	Simulcasting Revenue for the Month.....	\$ 42,147	
37	Simulcasting Handle for the Month.....	\$ 520,935	
38	Promotional Gaming Credits Wagered for the Month.....	\$ 1,892,755	

Under penalties of perjury, I declare that I have examined this report, and to the best of my knowledge and belief, it is true and complete.

January 18, 2011

DATE



Ford Palmer

Casino Controller 4086-11  
TITLE (LICENSE NUMBER)

**TRUMP TAJ MAHAL CASINO RESORT  
MONTHLY GROSS REVENUE TAX RETURN  
SCHEDULE OF OTHER GAMES  
FOR THE MONTH OF DECEMBER, 2010**

Type of Game (b)	Authorized Units (c)	Win or (Loss) (d)	Drop (e)	Win or (Loss) Percentage (f)
Sic Bo	1	38,560	102,416	37.7%
Pai Gow Poker	5	397,323	1,758,125	22.6%
Pai Gow	3	262,904	1,592,824	16.5%
Keno	2	10,998	43,301	25.4%
Caribbean Stud Poker	2	31,019	263,869	11.8%
Let it Ride Poker	3	181,724	641,091	28.3%
Three Card Poker	8	541,915	1,923,997	28.2%
Spanish 21	3	384,508	1,470,977	26.1%
Double Attack Blackjack	1	42,540	178,182	23.9%
Four Card Poker	2	227,643	826,597	27.5%
Texas Hold 'Em Bonus Poker	2	21,317	591,902	3.6%
House Way Pai Gow Poker				
Flop Poker				
Two Card Joker Poker				
Ultimate Texas Hold 'Em				
Asia Poker	1	5,280	5,500	96.0%
Winner's Pot Poker				
1 Bet Threat Texas Hold 'Em				
Mississippi Stud				
Mini-Tex 3 Card Hold'Em				
Supreme Pai Gow				
Total -(Must agree with line 7 on Pg 1)	33	\$ 2,145,731	\$ 9,398,781	22.8%